



US00D849966S

(12) **United States Design Patent**
Walsh

(10) **Patent No.:** **US D849,966 S**

(45) **Date of Patent:** **** May 28, 2019**

(54) **LITE FOR DOORS AND ENTRYWAYS**

(71) Applicant: **Masonite Corporation**, Tampa, FL
(US)

(72) Inventor: **Jason Walsh**, Batavia, IL (US)

(73) Assignee: **Masonite Corporation**, Tampa, FL
(US)

(**) Term: **15 Years**

(21) Appl. No.: **29/624,260**

(22) Filed: **Oct. 31, 2017**

Related U.S. Application Data

(60) Division of application No. 29/560,937, filed on Apr. 12, 2016, now Pat. No. Des. 801,549, which is a continuation of application No. 29/500,584, filed on Aug. 26, 2014, now Pat. No. Des. 753,845, which is a division of application No. 29/434,036, filed on Oct. 9, 2012, now Pat. No. Des. 712,069, which is a division of application No. 29/409,475, filed on Dec. 23, 2011, now Pat. No. Des. 668,790.

(51) **LOC (11) Cl.** **25-01**

(52) **U.S. Cl.**
USPC **D25/111**

(58) **Field of Classification Search**
USPC D6/306; D25/48.1, 48.3, 48.7, 103-111
CPC . B44C 5/04; B44C 5/08; B44C 5/0407; B44F
7/00; B44F 11/04; B32B 17/10247; E06B
3/00; E06B 3/28; E06B 3/70; E06B
3/6604; E06B 1/04; E06B 7/30
See application file for complete search history.

(56) **References Cited**

U.S. PATENT DOCUMENTS

286,434 A 10/1883 Herzog
D15,972 S 3/1885 Heidt

1,612,054 A	12/1926	Rez
1,678,439 A	7/1928	LeRoy
2,095,402 A	10/1937	Stark, Jr.
D115,432 S	5/1939	Sutter
D151,799 S	11/1948	Sutter
D193,156 S	7/1962	O'Donoghue
3,533,889 A	10/1970	Powell
3,619,456 A	11/1971	Taylor, Jr.
D257,407 S	10/1980	Maahsen
D260,290 S	8/1981	Shaffer et al.
D260,297 S	8/1981	Shaffer
D269,380 S	6/1983	d'Avila
4,619,850 A	10/1986	Charlton
D336,139 S	6/1993	Wilkening et al.
D341,210 S	11/1993	Zvi
D341,211 S	11/1993	Zvi
D341,212 S	11/1993	Zvi
D341,213 S	11/1993	Zvi
5,501,888 A	3/1996	Hanson et al.
6,185,883 B1	2/2001	Howard

(Continued)

Primary Examiner — Leanne Was-Englehart

(74) *Attorney, Agent, or Firm* — Berenato & White, LLC

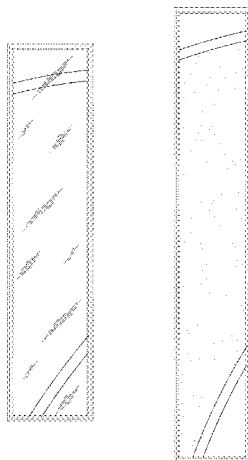
(57) **CLAIM**

The ornamental design for a lite for doors and entryways, as shown and described.

DESCRIPTION

FIG. 1 is a front elevational view of my design;
FIG. 2 is a front elevational view of a second embodiment;
FIG. 3 is a front elevational view of a third embodiment;
and,
FIG. 4 is a front elevational view of a fourth embodiment.
The rear elevational view of each of FIGS. 1-4 is a mirror image thereof.
The broken lines illustrate environment and form no part of the claimed invention.

1 Claim, 4 Drawing Sheets



(56)

References Cited

U.S. PATENT DOCUMENTS

D439,346	S	3/2001	Ben-Ezra	
D478,674	S	8/2003	Lamberts	
D482,132	S	11/2003	Alexander	
D488,565	S	4/2004	Bresciani	
6,736,534	B1	5/2004	Fite	
D500,365	S	12/2004	Sommerfeld et al.	
D555,806	S	* 11/2007	Berryman	D25/48.3
D559,404	S	1/2008	Chen	
D559,409	S	1/2008	McCarthy	
D585,146	S	1/2009	McCarthy	
D590,511	S	4/2009	Yen	
D590,514	S	4/2009	Hu	
D602,600	S	10/2009	Yen	
D615,213	S	5/2010	Yen	
D634,027	S	3/2011	Hu	
D668,790	S	* 10/2012	Walsh	D25/111
D695,419	S	* 12/2013	Groening	D25/103
D712,069	S	* 8/2014	Walsh	D25/111
D725,293	S	* 3/2015	Walsh	D25/111
D751,219	S	* 3/2016	Walsh	D25/103
D753,845	S	* 4/2016	Walsh	D25/103
D809,161	S	* 1/2018	Walsh	D25/111

* cited by examiner

FIG. 1




FIG. 2




FIG. 3




FIG. 4

