

(12) INTERNATIONAL APPLICATION PUBLISHED UNDER THE PATENT COOPERATION TREATY (PCT)

(19) World Intellectual Property  
Organization  
International Bureau



(43) International Publication Date  
26 June 2014 (26.06.2014)

(10) International Publication Number  
**WO 2014/098877 A1**

- (51) **International Patent Classification:**  
*A61K 31/55* (2006.01)
- (21) **International Application Number:**  
PCT/US2012/071052
- (22) **International Filing Date:**  
20 December 2012 (20.12.2012)
- (25) **Filing Language:** English
- (26) **Publication Language:** English
- (71) **Applicant:** **DEMERX, INC.** [US/US]; 4400 Biscayne Boulevard, Suite 580, Miami, FL 33137 (US).
- (72) **Inventors; and**
- (71) **Applicants :** **MASH, Deborah** [US/US]; c/o Demerx, Inc., 4400 Biscayne Boulevard, Suite 580, Miami, FL 33137 (US). **GLESS, Richard D.** [US/US]; c/o Demerx, Inc., 4400 Biscayne Boulevard, Suite 580, Miami, FL 33137 (US). **MORIARTY, Robert, M.** [US/US]; c/o Demerx, Inc., 4400 Biscayne Boulevard, Suite 580, Miami, FL 33137 (US).
- (74) **Agent:** **SWISS, Gerald F.**; Foley & Lardner LLP, 3579 Valley Centre Drive, Suite 300, San Diego, CA 92130 (US).
- (81) **Designated States** (*unless otherwise indicated, for every kind of national protection available*): AE, AG, AL, AM, AO, AT, AU, AZ, BA, BB, BG, BH, BN, BR, BW, BY, BZ, CA, CH, CL, CN, CO, CR, CU, CZ, DE, DK, DM, DO, DZ, EC, EE, EG, ES, FI, GB, GD, GE, GH, GM, GT, HN, HR, HU, ID, IL, IN, IS, JP, KE, KG, KM, KN, KP, KR, KZ, LA, LC, LK, LR, LS, LT, LU, LY, MA, MD, ME, MG, MK, MN, MW, MX, MY, MZ, NA, NG, NI, NO, NZ, OM, PA, PE, PG, PH, PL, PT, QA, RO, RS, RU, RW, SC, SD, SE, SG, SK, SL, SM, ST, SV, SY, TH, TJ, TM, TN, TR, TT, TZ, UA, UG, US, UZ, VC, VN, ZA, ZM, ZW.
- (84) **Designated States** (*unless otherwise indicated, for every kind of regional protection available*): ARIPO (BW, GH, GM, KE, LR, LS, MW, MZ, NA, RW, SD, SL, SZ, TZ, UG, ZM, ZW), Eurasian (AM, AZ, BY, KG, KZ, RU, TJ, TM), European (AL, AT, BE, BG, CH, CY, CZ, DE, DK, EE, ES, FI, FR, GB, GR, HR, HU, IE, IS, IT, LT, LU, LV, MC, MK, MT, NL, NO, PL, PT, RO, RS, SE, SI, SK, SM, TR), OAPI (BF, BJ, CF, CG, CI, CM, GA, GN, GQ, GW, ML, MR, NE, SN, TD, TG).
- Published:**  
— *with international search report (Art. 21(3))*



**WO 2014/098877 A1**

(54) **Title:** SUBSTITUTED NORIBOGAINE

(57) **Abstract:** This invention relates noribogaine derivatives, compositions and methods of use thereof.

## SUBSTITUTED NORIBOGAINE

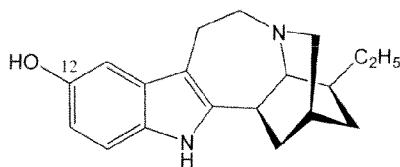
### Field of the Invention

[0001] This invention relates noribogaine derivatives, compositions and methods of use thereof.

### State of the Art

[0002] Noribogaine is a well known derivative of ibogaine and is sometimes referred to as 12-hydroxyibogaine. It is a metabolite of ibogaine. U.S. Patent No. 2,813,873 claims noribogaine albeit as “12-O-demethylibogaine” while providing an incorrect structural formula for ibogaine. The structure of noribogaine has now been thoroughly evaluated and is found to combine the features of tryptamine, tetrahydrohavaïne and indolazepines.

Noribogaine can be depicted by the following formula:



[0003] Noribogaine and its pharmaceutically acceptable salts have recently received significant attention as a non-addictive alkaloid useful in treating addiction (U.S. Patent No. 6,348,456) and as a potent analgesic (U.S. Patent No. 7,220,737).

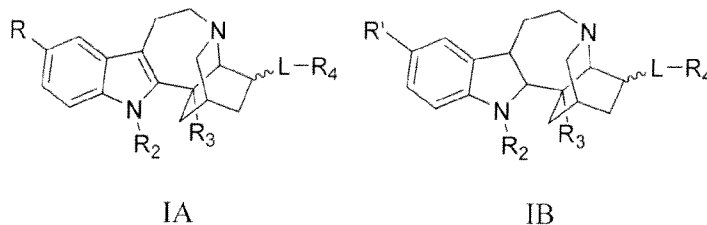
[0004] Noribogaine has been found to have properties suitable for the treatment of pain and to the withdrawal symptoms associated with drug dependency or abuse. In particular, it is believed that noribogaine binds to two classes of opioid receptors that have been associated with pain relief, the  $\mu$  and  $\kappa$  receptors. In the case of the  $\mu$ -type receptors, it appears that noribogaine acts as an opiate agonist. In addition, noribogaine elevates brain serotonin levels by blocking synaptic reuptake. It is believed that such levels (as well as ligand interactions at the  $\mu$  and  $\kappa$  opiate receptors) play a role in the anxiety and drug cravings experienced by addicts during withdrawal.

[0005] Noribogaine analogs are also found to inhibit  $\alpha 3\beta 4$  nicotinic acetylcholine receptors (nAChRs).

[0006] Noribogaine analogs are also found effective for treatment of nicotine addiction and for treatment of other substance abuse related disorders (SRDs).

### Summary of the Invention

[0007] This invention relates to noribogaine derivative compounds. Such compounds are contemplated as being useful in treating drug addiction and/or pain. Accordingly, in one of its compound aspects, this invention is directed to a compound or a pharmaceutically acceptable salt thereof wherein said compound is represented by Formula IA or Formula IB, or a pharmaceutically acceptable salt of each thereof:



wherein

R is OR<sup>1</sup> or C<sub>1</sub>-C<sub>12</sub> alkyl optionally substituted with 1 to 5 R<sup>9</sup>;

R<sup>1</sup> is selected from the group consisting of hydrogen, -C(O)OX, -SO<sub>2</sub>OR<sup>10</sup>, a monophosphate, a diphosphate, a triphosphate, and -C(O)N(Y)<sub>2</sub> where X is C<sub>1</sub>-C<sub>6</sub> alkyl optionally substituted with 1 to 5 R<sup>9</sup>, and each Y is independently selected from the group consisting of hydrogen, C<sub>1</sub>-C<sub>6</sub> alkyl optionally substituted with 1 to 5 R<sup>9</sup>, C<sub>6</sub>-C<sub>14</sub> aryl optionally substituted with 1 to 5 R<sup>9</sup>, C<sub>3</sub>-C<sub>10</sub> cycloalkyl optionally substituted with 1 to 5 R<sup>9</sup>, C<sub>1</sub>-C<sub>10</sub> heteroaryl having 1 to 4 heteroatoms and which is optionally substituted with 1 to 5 R<sup>9</sup>, C<sub>1</sub>-C<sub>10</sub> heterocyclic having 1 to 4 heteroatoms and which is optionally substituted with 1 to 5 R<sup>9</sup>, or where each Y, together with the nitrogen atom bound thereto form either a C<sub>1</sub>-C<sub>6</sub> heterocyclic having 1 to 4 heteroatoms and which is optionally substituted with 1 to 5 R<sup>9</sup>, or a C<sub>1</sub>-C<sub>6</sub> heteroaryl having 1 to 4 heteroatoms and which is optionally substituted with 1 to 5 R<sup>9</sup>;

R' is halo, OR<sup>20</sup>, or C<sub>1</sub>-C<sub>12</sub> alkyl optionally substituted with 1 to 5 R<sup>9</sup>;

R<sup>20</sup> is selected from the group consisting of hydrogen, -C(O)X, -C(O)OX and -C(O)N(Y)<sub>2</sub> where X and Y are defined as above;

R<sup>2</sup> is hydrogen, -SO<sub>2</sub>OR<sup>10</sup>, a monophosphate, a diphosphate, or a triphosphate;

R<sup>3</sup> is selected from the group consisting of hydrogen, -(CH<sub>2</sub>)<sub>m</sub>OR<sup>7</sup>, -CR<sup>6</sup>(OH)R<sup>7</sup>, -(CH<sub>2</sub>)<sub>m</sub>CN, -(CH<sub>2</sub>)<sub>m</sub>COR<sup>7</sup>, -(CH<sub>2</sub>)<sub>m</sub>CO<sub>2</sub>R<sup>7</sup>, -(CH<sub>2</sub>)<sub>m</sub>C(O)NR<sup>6</sup>R<sup>7</sup>, -(CH<sub>2</sub>)<sub>m</sub>C(O)NR<sup>6</sup>NR<sup>7</sup>R<sup>7</sup>, -(CH<sub>2</sub>)<sub>m</sub>C(O)NR<sup>6</sup>NR<sup>7</sup>C(O)R<sup>8</sup>, and -(CH<sub>2</sub>)<sub>m</sub>NR<sup>6</sup>R<sup>7</sup>;

m is 0, 1, or 2;

L is a bond or C<sub>1</sub>-C<sub>12</sub> alkylene;

R<sup>4</sup> is selected from the group consisting of C<sub>1</sub>-C<sub>12</sub> alkyl substituted with 1 to 5 R<sup>9</sup>, C<sub>2</sub>-C<sub>12</sub> alkenyl substituted with 1 to 5 R<sup>9</sup>, -X<sup>2</sup>-R<sup>6</sup>, -(X<sup>2</sup>-Y<sup>2</sup>)<sub>n</sub>-X<sup>2</sup>-R<sup>6</sup>, -SO<sub>2</sub>NR<sup>6</sup>R<sup>7</sup>, -O-C(O)R<sup>8</sup>, -C(O)OR<sup>7</sup>, -C(O)NR<sup>6</sup>R<sup>7</sup>, -NR<sup>6</sup>R<sup>7</sup>, -NHC(O)R<sup>8</sup>, and -NR<sup>6</sup>C(O)R<sup>8</sup>;

X<sup>2</sup> is selected from the group consisting of O and S;

Y<sup>2</sup> is C<sub>1</sub>-C<sub>4</sub> alkylene or C<sub>6</sub>-C<sub>10</sub> arylene, or a combination thereof;

n is 1, 2, or 3;

R<sup>6</sup> and R<sup>7</sup> are each independently selected from the group consisting of hydrogen, C<sub>1</sub>-C<sub>12</sub> alkyl optionally substituted with 1 to 5 R<sup>9</sup>, C<sub>1</sub>-C<sub>6</sub> heterocycle having 1 to 4 heteroatoms which is optionally substituted with 1 to 5 R<sup>9</sup>, C<sub>3</sub>-C<sub>10</sub> cycloalkyl optionally substituted with 1 to 5 R<sup>9</sup>, C<sub>6</sub>-C<sub>10</sub> aryl optionally substituted with 1 to 5 R<sup>9</sup> and C<sub>1</sub>-C<sub>6</sub> heteroaryl having 1 to 4 heteroatoms optionally substituted with 1 to 5 R<sup>9</sup>;  
or

R<sup>6</sup> and R<sup>7</sup> are joined to form C<sub>1</sub>-C<sub>6</sub> heterocycle having 1 to 4 heteroatoms which is optionally substituted with 1 to 5 R<sup>9</sup>;

R<sup>8</sup> is selected from the group consisting of C<sub>1</sub>-C<sub>12</sub> alkyl optionally substituted with 1 to 5 R<sup>9</sup>, C<sub>1</sub>-C<sub>6</sub> heterocycle having 1 to 4 heteroatoms optionally substituted with 1 to 5 R<sup>9</sup>, C<sub>3</sub>-C<sub>10</sub> cycloalkyl optionally substituted with 1 to 5 R<sup>9</sup>, C<sub>6</sub>-C<sub>10</sub> aryl optionally substituted with 1 to 5 R<sup>9</sup> and C<sub>1</sub>-C<sub>6</sub> heteroaryl having 1 to 4 heteroatoms optionally substituted with 1 to 5 R<sup>9</sup>;

R<sup>9</sup> is selected from the group consisting of C<sub>1</sub>-C<sub>4</sub> alkyl, phenyl, halo, -OH, -OR<sup>10</sup>, -CN, -COR<sup>10</sup>, -CO<sub>2</sub>R<sup>10</sup>, -C(O)NHR<sup>10</sup>, -NR<sup>10</sup>R<sup>10</sup>, -C(O)NR<sup>10</sup>R<sup>10</sup>, -C(O)NHNHR<sup>10</sup>, -C(O)NR<sup>10</sup>NHR<sup>10</sup>, -C(O)NR<sup>10</sup>NR<sup>10</sup>R<sup>10</sup>, -C(O)NHNRC(O)R<sup>10</sup>, -C(O)NHNHC(O)R<sup>10</sup>, -SO<sub>2</sub>NR<sup>10</sup>R<sup>10</sup>, -C(O)NR<sup>10</sup>NR<sup>10</sup>C(O)R<sup>10</sup>, -NHC(O)R<sup>10</sup>, C<sub>1</sub>-C<sub>6</sub> heterocycle having 1 to 4 heteroatoms optionally substituted with 1 to 5 R<sup>10</sup>, and -C(O)NR<sup>10</sup>NHC(O)R<sup>10</sup>; and

R<sup>10</sup> is C<sub>1</sub>-C<sub>12</sub> alkyl;

provided that:

for the compound of Formula IA, when R is -OH or C<sub>1</sub>-C<sub>12</sub> alkyl optionally substituted with 1 to 5 R<sup>9</sup>, then R<sup>3</sup> is hydrogen; and

for the compound of Formula IA, when R<sup>3</sup> is hydrogen, and -L-R<sup>4</sup> is ethyl, then R is not -OR<sup>1</sup>.

[0008] This invention is also directed to pharmaceutical compositions comprising a pharmaceutically acceptable excipient and a therapeutically effective amount of a compound of this invention or a mixture of one or more of such compounds.

[0009] This invention is still further directed to methods for treating pain and/or addiction in a patient in need thereof, which methods comprise administering to the patient a one or more of compounds or a pharmaceutical composition of this invention.

[0010] This invention is also directed to methods of inhibiting  $\alpha 3\beta 4$  nicotinic acetylcholine receptors.

[0011] This invention is also directed to methods for treating of nicotine addiction and methods for treating of other substance abuse related disorders (SRDs).

#### **Detailed Description of the Invention**

[0012] This invention is directed to ribose substituted noribogaine for use in treating pain and/or addiction. However, prior to describing this invention in greater detail, the following terms will first be defined.

[0013] It is to be understood that this invention is not limited to particular embodiments described, as such may, of course, vary. It is also to be understood that the terminology used herein is for the purpose of describing particular embodiments only, and is not intended to be limiting, since the scope of the present invention will be limited only by the appended claims.

[0014] It must be noted that as used herein and in the appended claims, the singular forms “a”, “an”, and “the” include plural referents unless the context clearly dictates otherwise. Thus, for example, reference to “a pharmaceutically acceptable excipient” includes a plurality of pharmaceutically acceptable excipients.

## 1. Definitions

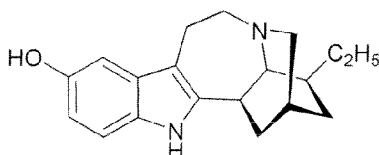
[0015] Unless defined otherwise, all technical and scientific terms used herein have the same meaning as commonly understood by one of ordinary skill in the art to which this invention belongs. As used herein the following terms have the following meanings.

[0016] As used herein, the term “comprising” or “comprises” is intended to mean that the compositions and methods include the recited elements, but not excluding others.

“Consisting essentially of” when used to define compositions and methods, shall mean excluding other elements of any essential significance to the combination for the stated purpose. Thus, a composition consisting essentially of the elements as defined herein would not exclude other materials or steps that do not materially affect the basic and novel characteristic(s) of the claimed invention. “Consisting of” shall mean excluding more than trace elements of other ingredients and substantial method steps. Embodiments defined by each of these transition terms are within the scope of this invention.

[0017] The term “about” when used before a numerical designation, e.g., temperature, time, amount, and concentration, including range, indicates approximations which may vary by ( + ) or ( - ) 10 %, 5 % or 1 %.

[0018] Noribogaine can be depicted by the following Formula:



and can be synthesized by the O-demethylation of ibogaine. This may be accomplished, for example, by reacting ibogaine with boron tribromide/methylene chloride at room temperature and then purifying the product using known procedures. Ibogaine may be obtained from natural or commercial sources, or can be synthesized by methods known in the art (see Huffman, et al., J. Org. Chem. 50:1460 (1985)). In addition, noribogaine may also be obtained from the National Institute on Drug Abuse (Rockville, Md.).

[0019] As used herein, the term “hydrolyzable group” refers to a group that can be hydrolyzed to release the free hydroxy group under hydrolysis conditions. Examples of hydrolysable group include, but are not limited to those defined for R<sup>1</sup> above. Preferred hydrolysable groups include carboxyl esters, phosphates and phosphate esters. The hydrolysis may be done by chemical reactions conditions such as base hydrolysis or acid

hydrolysis or may be done in vivo by biological processes, such as those catalyzed by a phosphate hydrolysis enzyme. Nonlimiting examples of hydrolysable group include groups linked with an ester-based linker (-C(O)O- or -OC(O)-), an amide-based linker (-C(O)NR<sup>40</sup>- or -NR<sup>40</sup>C(O)-), or a phosphate-linker (-P(O)(OR<sup>40</sup>)-O-, -O-P(S)(OR<sup>40</sup>)-O-, -O-P(S)(SR<sup>40</sup>)-O-, -S-P(O)(OR<sup>40</sup>)-O-, -O-P(O)(OR<sup>40</sup>)-S-, -S-P(O)(OR<sup>40</sup>)-S-, -O-P(S)(OR<sup>40</sup>)-S-, -S-P(S)(OR<sup>40</sup>)-O-, -O-P(O)(R<sup>40</sup>)-O-, -O-P(S)(R<sup>40</sup>)-O-, -S-P(O)(R<sup>40</sup>)-O-, -S-P(S)(R<sup>40</sup>)-O-, -S-P(O)(R<sup>40</sup>)-S-, or -O-P(S)(R<sup>40</sup>)-S-) where R<sup>40</sup> can be hydrogen or alkyl.

**[0020]** “Alkyl” refers to alkyl groups having from 1 to 12 carbon atoms, preferably 1 to 6 carbon atoms and more preferably 1 to 3 carbon atoms. The alkyl group may contain linear or branched carbon chains. This term is exemplified by groups such as methyl, ethyl, n-propyl, iso-propyl, n-butyl, t-butyl, n-pentyl and the like. The term “C<sub>x</sub> alkyl” refers to an alkyl group having x carbon atoms, wherein x is an integer, for example, C<sub>3</sub> refers to an alkyl group having 3 carbon atoms.

**[0021]** “Alkenyl” refers to straight or branched hydrocarbyl groups having from 2 to 12 carbon atoms, preferably 2 to 6 carbon atoms and more preferably 2 to 4 carbon atoms and having at least 1 and preferably from 1 to 2 sites of vinyl (>C=C<) unsaturation. Such groups are exemplified, for example, by vinyl, allyl, and but-3-en-1-yl. Included within this term are the *cis* and *trans* isomers or mixtures of these isomers.

**[0022]** “Alkynyl” refers to straight or branched monovalent hydrocarbyl groups having from 2 to 12 carbon atoms, preferably 2 to 6 carbon atoms and more preferably 2 to 3 carbon atoms and having at least 1 and preferably from 1 to 2 sites of acetylenic (-C≡C-) unsaturation. Examples of such alkynyl groups include acetylenyl (-C≡CH), and propargyl (-CH<sub>2</sub>C≡CH).

**[0023]** “Alkoxy” refers to the group -O-alkyl wherein alkyl is as defined herein. Alkoxy includes, by way of example, methoxy, ethoxy, n-propoxy, iso-propoxy, n-butoxy, t-butoxy, sec-butoxy, n-pentoxy and the like.

**[0024]** “Acyl” refers to the groups R<sup>41</sup>-C(O)-, wherein R<sup>41</sup> is selected from the group consisting of hydrogen, alkyl, cycloalkyl, aryl, heteroaryl, and heterocyclic, wherein alkyl, cycloalkyl, aryl, heteroaryl, and heterocyclic are as defined herein and are optionally substituted with 1 to 5 substituents independently selected from the group consisting of halo, C<sub>1</sub> to C<sub>3</sub> alkyl, hydroxyl, and C<sub>1</sub> to C<sub>3</sub> alkoxy.

[0025] "Aryl" or "Ar" refers to a monovalent aromatic carbocyclic group of from 6 to 14 carbon atoms having a single ring (e.g., phenyl) or multiple condensed rings (e.g., naphthyl or anthryl) which condensed rings may or may not be aromatic (e.g., 2-benzoxazolinone, 2H-1,4-benzoxazin-3(4H)-one-7-yl, and the like) provided that the point of attachment is at an aromatic carbon atom.

[0026] "Aryloxy" refers to the group -O-aryl wherein aryl is as defined herein. Aryloxy includes, by way of example, methoxy, ethoxy, n-propoxy, iso-propoxy, n-butoxy, t-butoxy, sec-butoxy, n-pentoxy and the like.

[0027] "Carboxyl" refers to -COOH or salts thereof.

[0028] "Carboxyl esters" refers to the groups -C(O)O-R<sup>42</sup>, wherein R<sup>42</sup> is selected from the group consisting of hydrogen, alkyl, cycloalkyl, aryl, heteroaryl, and heterocyclic, wherein alkyl, cycloalkyl, aryl, heteroaryl, and heterocyclic are as defined herein and are optionally substituted with 1 to 5 substituents independently selected from the group consisting of halo, C<sub>1</sub> to C<sub>3</sub> alkyl, hydroxyl, and C<sub>1</sub> to C<sub>3</sub> alkoxy.

[0029] "Cycloalkyl" refers to cyclic alkyl groups of from 3 to 10 carbon atoms having single or multiple cyclic rings including, by way of example, adamantyl, cyclopropyl, cyclobutyl, cyclopentyl, cyclooctyl and the like.

[0030] "Halo" or "halogen" refers to fluoro, chloro, bromo and iodo and preferably is fluoro or chloro.

[0031] "Heteroaryl" refers to an aromatic group of from 1 to 10 carbon atoms and 1 to 4 heteroatoms selected from the group consisting of oxygen, nitrogen, sulfur within the ring, wherein the nitrogen and/or sulfur atom(s) of the heteroaryl are optionally oxidized (e.g., N-oxide, -S(O)- or -S(O)<sub>2</sub>-). Such heteroaryl groups can have a single ring (e.g., pyridyl or furyl) or multiple condensed rings (e.g., indolizinyll or benzothienyl) wherein the condensed rings may or may not be aromatic and/or contain a heteroatom provided that the point of attachment is through an atom of the aromatic heteroaryl group. Examples of heteroaryls include pyridyl, pyrrolyl, indolyl, thiophenyl, and furyl.

[0032] "Heterocycle" or "heterocyclic" or "heterocycloalkyl" or "heterocyclyl" refers to a saturated or partially saturated, but not aromatic, group having from 1 to 10 ring carbon atoms and from 1 to 4 ring heteroatoms selected from the group consisting of nitrogen, sulfur, or oxygen. Heterocycle encompasses single ring or multiple condensed rings, including fused bridged and spiro ring systems. In fused ring systems, one or more the rings can be

cycloalkyl, aryl, or heteroaryl provided that the point of attachment is through the non-aromatic heterocyclic ring. In one embodiment, the nitrogen and/or sulfur atom(s) of the heterocyclic group are optionally oxidized to provide for the N-oxide, sulfinyl, and/or sulfonyl moieties.

**[0033]** Examples of heterocycles and heteroaryls include, but are not limited to, azetidine, pyrrole, imidazole, pyrazole, pyridine, pyrazine, pyrimidine, pyridazine, indolizine, isoindole, indole, dihydroindole, indazole, purine, quinolizine, isoquinoline, quinoline, phthalazine, naphthylpyridine, quinoxaline, quinazoline, cinnoline, pteridine, carbazole, carboline, phenanthridine, acridine, phenanthroline, isothiazole, phenazine, isoxazole, phenoxazine, phenothiazine, imidazolidine, imidazoline, piperidine, piperazine, indoline, phthalimide, 1,2,3,4-tetrahydro-isoquinoline, 4,5,6,7-tetrahydrobenzo[b]thiophene, thiazole, thiazolidine, thiophene, benzo[b]thiophene, morpholinyl, thiomorpholinyl (also referred to as thiamorpholinyl), piperidinyl, pyrrolidine, tetrahydrofuranyl, and the like.

**[0034]** “Alkylene” refers to a divalent radical of an alkyl group. “Methylene” refers to the group  $-\text{CH}_2-$ .

**[0035]** “Arylene” refers to a divalent radical of an aryl group. “Phenylene” refers to the divalent phenyl group  $-\text{C}_6\text{H}_4-$ .

**[0036]** As used herein, the term “phosphate ester” refers to any one of the mono-, di- or triphosphate esters of noribogaine, wherein the mono-, di- or triphosphate ester moiety is bonded to the 12-hydroxy group and/or the indole nitrogen of noribogaine.

**[0037]** As used herein, the term “monophosphate” refers to the group  $-\text{P}(\text{O})(\text{OH})_2$ .

**[0038]** As used herein, the term “diphosphate” refers to the group  $-\text{P}(\text{O})(\text{OH})-\text{OP}(\text{O})(\text{OH})_2$ .

**[0039]** As used herein, the term “triphosphate” refers to the group  $-\text{P}(\text{O})(\text{OH})-(\text{OP}(\text{O})(\text{OH}))_2\text{OH}$ .

**[0040]** It is understood that the above definitions are not intended to include impermissible substitution patterns (e.g., methyl substituted with 5 fluoro groups or a hydroxyl group alpha to ethenylic or acetylenic unsaturation). Such impermissible substitution patterns are well known to the skilled artisan.

**[0041]** The term “pharmaceutically acceptable prodrugs” refers to art recognized modifications to one or more functional groups which functional groups are metabolized in vivo to provide a compound of this invention or an active metabolite thereof. Such functional

groups are well known in the art including acyl groups for hydroxyl and/or amino substitution, esters of mono-, di- and tri-phosphates wherein one or more of the pendent hydroxyl groups have been converted to an alkoxy, a substituted alkoxy, an aryloxy or a substituted aryloxy group, and the like.

**[0042]** “Pharmaceutically acceptable salt” refers to pharmaceutically acceptable salts, including partial salts, of a compound, which salts are derived from a variety of organic and inorganic counter ions well known in the art and include, by way of example only, sodium, potassium, calcium, magnesium, ammonium, tetraalkylammonium, and the like; and when the molecule contains a basic functionality, salts of organic or inorganic acids, such as hydrochloride, hydrobromide, tartrate, mesylate, acetate, lactate, succinate, citrate, salicylate, malate, maleate, oxalate, phosphate, phosphite, sulfate, nitrate, perchlorate, aconitate, thalate, embonate, enanthate, and the like.

**[0043]** “Pharmaceutically acceptable partial salts” refers to compounds having a substituent capable of having more than one group form a salt but less than the maximum amount of such groups actually form a salt. For example, a diphospho group can form a plurality of salts and, if only partially ionized, the resulting group is sometimes referred to herein as a partial salt.

**[0044]** As used herein, the term “therapeutically effective amount” refers to the amount of a composition of this invention that is sufficient to effect treatment, as defined herein, when administered to a subject in need of such treatment. The therapeutically effective amount will vary depending upon the subject and condition being treated, the weight and age of the subject, the severity of the condition, the particular composition or excipient chosen, the dosing regimen to be followed, timing of administration, the manner of administration and the like, all of which can be determined readily by one of ordinary skill in the art.

**[0045]** As used herein, the term “treatment” or “treating” means any treatment of a disease or condition in a patient, including:

- preventing or protecting against the disease or condition, that is, causing the clinical symptoms not to develop, for example, in a subject at risk of suffering from such a disease or condition, thereby substantially averting onset of the disease or condition;
- inhibiting the disease or condition, that is, arresting or suppressing the development of clinical symptoms; and/or

- relieving the disease or condition that is, causing the regression of clinical symptoms.

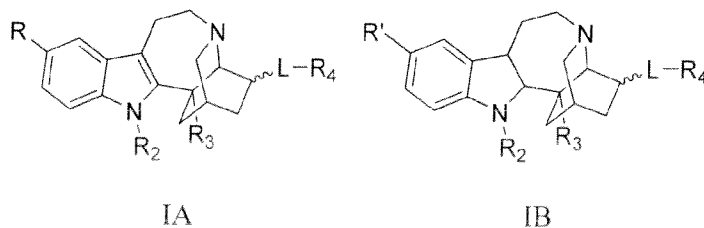
[0046] As used herein, the term “pain” refers to all types of pain, including neuropathic and nociceptive pain. It is also contemplated that the compositions disclosed herein can be used to treat other types of pain such as phantom pain which is the sensation of pain from a limb or organ that has been lost or from which a person no longer receives physical signals, and is an experience almost universally reported by amputees and quadriplegics.

[0047] As used herein, the term “addiction” refers to a persistent behavioral pattern marked by physical and/or psychological dependency to a substance, particularly drugs such as narcotics, stimulants, and sedatives, including but not limited to heroin, cocaine, alcohol, nicotine, caffeine, amphetamine, desoxyephedrine, methadone and combinations thereof. As used herein, the “treatment of addiction in a patient” refers to reducing the withdrawal symptoms associated with drug dependency as well as alleviating drug cravings in addicts. Such symptoms include nausea, vomiting, anxiety, abdominal cramps, muscle pain, chills and headache.

[0048] As used herein, the term “patient” refers to mammals and includes humans and non-human mammals.

## 2. Compounds

[0049] This invention is relates to noribogaine derivative compounds. Such compounds are contemplated as being useful in treating pain and/or drug dependency. Accordingly, in one of its composition aspects, this invention is directed to a compound or a pharmaceutically acceptable salt thereof wherein said compound is represented by Formula IA or Formula IB, or a pharmaceutically acceptable salt of each thereof:



wherein

R is OR<sup>1</sup> or C<sub>1</sub>-C<sub>12</sub> alkyl optionally substituted with 1 to 5 R<sup>0</sup>;

R<sup>1</sup> is selected from the group consisting of hydrogen, -C(O)OX, -SO<sub>2</sub>OR<sup>10</sup>, a monophosphate, a diphosphate, a triphosphate, and -C(O)N(Y)<sub>2</sub> where X is C<sub>1</sub>-C<sub>6</sub>

alkyl optionally substituted with 1 to 5 R<sup>9</sup>, and each Y is independently selected from the group consisting of hydrogen, C<sub>1</sub>-C<sub>6</sub> alkyl optionally substituted with 1 to 5 R<sup>9</sup>, C<sub>6</sub>-C<sub>14</sub> aryl optionally substituted with 1 to 5 R<sup>9</sup>, C<sub>3</sub>-C<sub>10</sub> cycloalkyl optionally substituted with 1 to 5 R<sup>9</sup>, C<sub>1</sub>-C<sub>10</sub> heteroaryl having 1 to 4 heteroatoms and which is optionally substituted with 1 to 5 R<sup>9</sup>, C<sub>1</sub>-C<sub>10</sub> heterocyclic having 1 to 4 heteroatoms and which is optionally substituted with 1 to 5 R<sup>9</sup>, or where each Y, together with the nitrogen atom bound thereto form either a C<sub>1</sub>-C<sub>6</sub> heterocyclic having 1 to 4 heteroatoms and which is optionally substituted with 1 to 5 R<sup>9</sup>, or a C<sub>1</sub>-C<sub>6</sub> heteroaryl having 1 to 4 heteroatoms and which is optionally substituted with 1 to 5 R<sup>9</sup>;

R<sup>1</sup> is halo, OR<sup>20</sup>, or C<sub>1</sub>-C<sub>12</sub> alkyl optionally substituted with 1 to 5 R<sup>9</sup>;

R<sup>20</sup> is selected from the group consisting of hydrogen, -C(O)X, -C(O)OX and -C(O)N(Y)<sub>2</sub> where X and Y are defined as above;

R<sup>2</sup> is hydrogen, -SO<sub>2</sub>OR<sup>10</sup>, a monophosphate, a diphosphate, or a triphosphate;

R<sup>3</sup> is selected from the group consisting of hydrogen, -(CH<sub>2</sub>)<sub>m</sub>OR<sup>7</sup>, -CR<sup>6</sup>(OH)R<sup>7</sup>, -(CH<sub>2</sub>)<sub>m</sub>CN, -(CH<sub>2</sub>)<sub>m</sub>COR<sup>7</sup>, -(CH<sub>2</sub>)<sub>m</sub>CO<sub>2</sub>R<sup>7</sup>, -(CH<sub>2</sub>)<sub>m</sub>C(O)NR<sup>6</sup>R<sup>7</sup>, -(CH<sub>2</sub>)<sub>m</sub>C(O)NR<sup>6</sup>NR<sup>7</sup>R<sup>7</sup>, -(CH<sub>2</sub>)<sub>m</sub>C(O)NR<sup>6</sup>NR<sup>7</sup>C(O)R<sup>8</sup>, and -(CH<sub>2</sub>)<sub>m</sub>NR<sup>6</sup>R<sup>7</sup>;

m is 0, 1, or 2;

L is a bond or C<sub>1</sub>-C<sub>12</sub> alkylene;

R<sup>4</sup> is selected from the group consisting of C<sub>1</sub>-C<sub>12</sub> alkyl substituted with 1 to 5 R<sup>9</sup>, C<sub>2</sub>-C<sub>12</sub> alkenyl substituted with 1 to 5 R<sup>9</sup>, -X<sup>2</sup>-R<sup>6</sup>, -(X<sup>2</sup>-Y<sup>2</sup>)<sub>n</sub>-X<sup>2</sup>-R<sup>6</sup>, -SO<sub>2</sub>NR<sup>6</sup>R<sup>7</sup>, -O-C(O)R<sup>8</sup>, -C(O)OR<sup>7</sup>, -C(O)NR<sup>6</sup>R<sup>7</sup>, -NR<sup>6</sup>R<sup>7</sup>, -NHC(O)R<sup>8</sup>, and -NR<sup>6</sup>C(O)R<sup>8</sup>;

X<sup>2</sup> is selected from the group consisting of O and S;

Y<sup>2</sup> is C<sub>1</sub>-C<sub>4</sub> alkylene or C<sub>6</sub>-C<sub>10</sub> arylene, or a combination thereof;

n is 1, 2, or 3;

R<sup>6</sup> and R<sup>7</sup> are each independently selected from the group consisting of hydrogen, C<sub>1</sub>-C<sub>12</sub> alkyl optionally substituted with 1 to 5 R<sup>9</sup>, C<sub>1</sub>-C<sub>6</sub> heterocycle having 1 to 4 heteroatoms which is optionally substituted with 1 to 5 R<sup>9</sup>, C<sub>3</sub>-C<sub>10</sub> cycloalkyl optionally substituted with 1 to 5 R<sup>9</sup>, C<sub>6</sub>-C<sub>10</sub> aryl optionally substituted with 1 to 5 R<sup>9</sup> and C<sub>1</sub>-C<sub>6</sub> heteroaryl having 1 to 4 heteroatoms optionally substituted with 1 to 5 R<sup>9</sup>;  
or

$R^6$  and  $R^7$  are joined to form  $C_1$ - $C_6$  heterocycle having 1 to 4 heteroatoms which is optionally substituted with 1 to 5  $R^9$ ;

$R^8$  is selected from the group consisting of  $C_1$ - $C_{12}$  alkyl optionally substituted with 1 to 5  $R^9$ ,  $C_1$ - $C_6$  heterocycle having 1 to 4 heteroatoms optionally substituted with 1 to 5  $R^9$ ,  $C_3$ - $C_{10}$  cycloalkyl optionally substituted with 1 to 5  $R^9$ ,  $C_6$ - $C_{10}$  aryl optionally substituted with 1 to 5  $R^9$  and  $C_1$ - $C_6$  heteroaryl having 1 to 4 heteroatoms optionally substituted with 1 to 5  $R^9$ ;

$R^9$  is selected from the group consisting of  $C_1$ - $C_4$  alkyl, phenyl, halo, -OH, -OR<sup>10</sup>, -CN, -COR<sup>10</sup>, -CO<sub>2</sub>R<sup>10</sup>, -C(O)NHR<sup>10</sup>, -NR<sup>10</sup>R<sup>10</sup>, -C(O)NR<sup>10</sup>R<sup>10</sup>, -C(O)NHNHR<sup>10</sup>, -C(O)NR<sup>10</sup>NHR<sup>10</sup>, -C(O)NR<sup>10</sup>NR<sup>10</sup>R<sup>10</sup>, -C(O)NHNR<sup>10</sup>C(O)R<sup>10</sup>, -C(O)NHNHC(O)R<sup>10</sup>, -SO<sub>2</sub>NR<sup>10</sup>R<sup>10</sup>, -C(O)NR<sup>10</sup>NR<sup>10</sup>C(O)R<sup>10</sup>, -NHC(O)R<sup>10</sup>,  $C_1$ - $C_6$  heterocycle having 1 to 4 heteroatoms optionally substituted with 1 to 5  $R^{10}$ , and -C(O)NR<sup>10</sup>NHC(O)R<sup>10</sup>; and

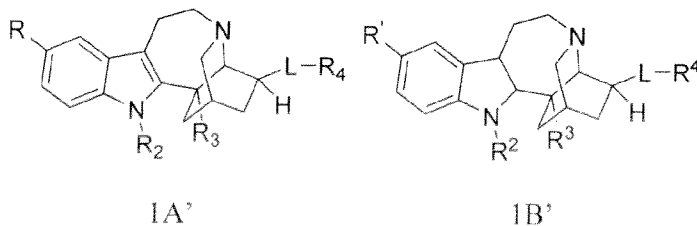
$R^{10}$  is  $C_1$ - $C_{12}$  alkyl;

provided that:

for the compound of Formula IA, when R is -OH or  $C_1$ - $C_{12}$  alkyl optionally substituted with 1 to 5  $R^9$ , then  $R^3$  is hydrogen; and

for the compound of Formula IA, when  $R^3$  is hydrogen, and -L- $R^4$  is ethyl, then R is not -OR<sup>1</sup>.

**[0050]** In one embodiment, the compound of Formula IA or IB is represented by Formula IA' and IB' respectively:



wherein R,  $R^2$ ,  $R^3$  and  $R^4$  are as described for formula I.

**[0051]** In one embodiment, R is halo, such as fluoro or chloro.

**[0052]** In one embodiment, R is  $C_1$ - $C_{12}$  alkyl optionally substituted with 1 to 5  $R^9$ . In some embodiments, R is  $C_1$ - $C_{12}$  alkyl optionally substituted with a -SO<sub>2</sub>NR<sup>6</sup>R<sup>7</sup> group.

[0053] In another embodiment, R is OR<sup>1</sup>. In some embodiments, R<sup>1</sup> is selected from the group consisting of C(O)R<sup>5</sup>; -C(O)NR<sup>5</sup>R<sup>5</sup> and -C(O)OR<sup>5</sup>; where each R<sup>5</sup> is independently selected from the group consisting of hydrogen, alkyl, alkenyl, alkynyl, aryl, heteroaryl, and heterocycle, and wherein the alkyl, alkenyl, alkynyl, aryl, heteroaryl, and heterocycle are optionally substituted with 1 to 5 R<sup>9</sup>.

[0054] In another embodiment, R<sup>1</sup> is -C(O)R<sup>5</sup>, and wherein R<sup>5</sup> is C<sub>1</sub>-C<sub>12</sub> alkyl or substituted C<sub>1</sub>-C<sub>12</sub> alkyl or aryl, which C<sub>1</sub> to C<sub>12</sub> alkyl or aryl is optionally substituted with C<sub>1</sub> to C<sub>3</sub> alkyl, C<sub>1</sub> to C<sub>3</sub> alkoxy or aryl. In some embodiments, R is C<sub>1</sub>-C<sub>6</sub> alkyl.

[0055] In some embodiments, R<sup>5</sup> is selected from the group consisting of methyl, ethyl, n-propyl, n-butyl, n-pentyl, n-hexyl, n-heptyl, n-octyl, n-nonyl, n-decyl, n-undecyl, n-dodecyl, iso-propyl sec-butyl, tert-butyl, phenyl, benzyl, methylbenzyl, and methoxybenzyl.

[0056] In some embodiments, R<sup>1</sup> is benzoyl.

[0057] In some embodiments, R<sup>1</sup> is hydrogen.

[0058] In some embodiments, R<sup>2</sup> is hydrogen. In some embodiments, R<sup>2</sup> is C<sub>1</sub>-C<sub>12</sub>alkyl optionally substituted with 1 to 5 R<sup>9</sup>, for example, CH<sub>2</sub>OH. In some embodiments, R<sup>2</sup> is aryl optionally substituted with 1 to 5 R<sup>9</sup>, for example, phenyl substituted with a halo group. In some embodiments, R<sup>2</sup> is -C(O)R<sup>5</sup>, such as -C(O)CH<sub>2</sub>CH<sub>2</sub>N(CI<sub>3</sub>)<sub>2</sub>. In some embodiments, R<sup>2</sup> is -C(O)NR<sup>5</sup>R<sup>5</sup>, such as -C(O)NHCH<sub>3</sub> or C(O)NHCH<sub>2</sub>CH<sub>2</sub>N(CH<sub>3</sub>)<sub>2</sub>. In some embodiments, R<sup>2</sup> is -C(O)OR<sup>5</sup>, for example, -C(O)OCH<sub>3</sub> or -C(O)OCH<sub>2</sub>CH<sub>2</sub>N(CH<sub>3</sub>)<sub>2</sub>.

[0059] In some embodiments, R<sup>3</sup> is hydrogen or -CH<sub>2</sub>OH. In some embodiments, R<sup>3</sup> is -CO<sub>2</sub>R<sup>7</sup>.

[0060] In some embodiments, L-R<sup>4</sup> is not ethyl. In some embodiments, L-R<sup>4</sup> is not alkyl. In some embodiments, when R is OR<sup>1</sup>, L-R<sup>4</sup> is not ethyl. In some embodiments, when R is OR<sup>1</sup>, L-R<sup>4</sup> is not alkyl.

[0061] In some embodiments, L is C<sub>1</sub>-C<sub>6</sub>alkylene.

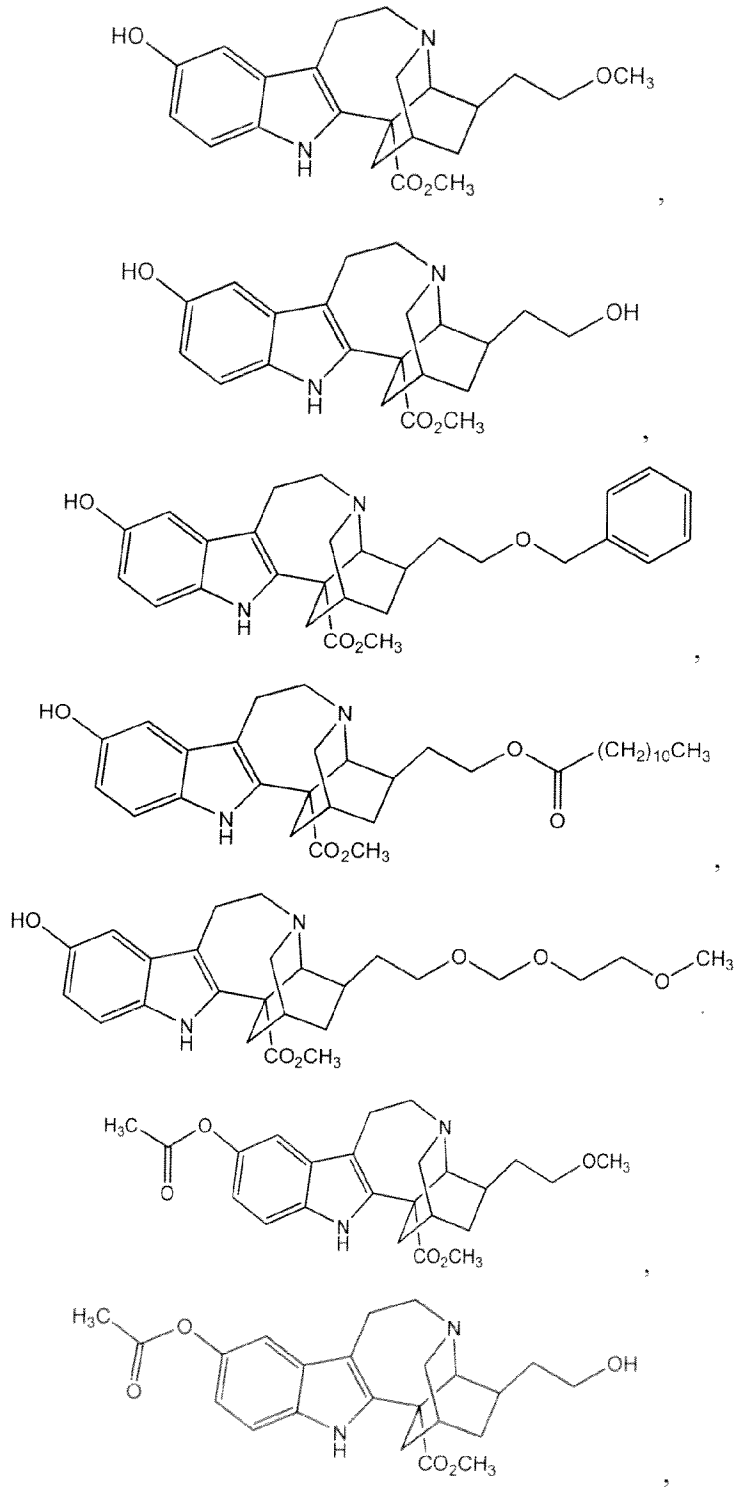
[0062] In some embodiments, R<sup>4</sup> is -X-R<sup>7</sup>.

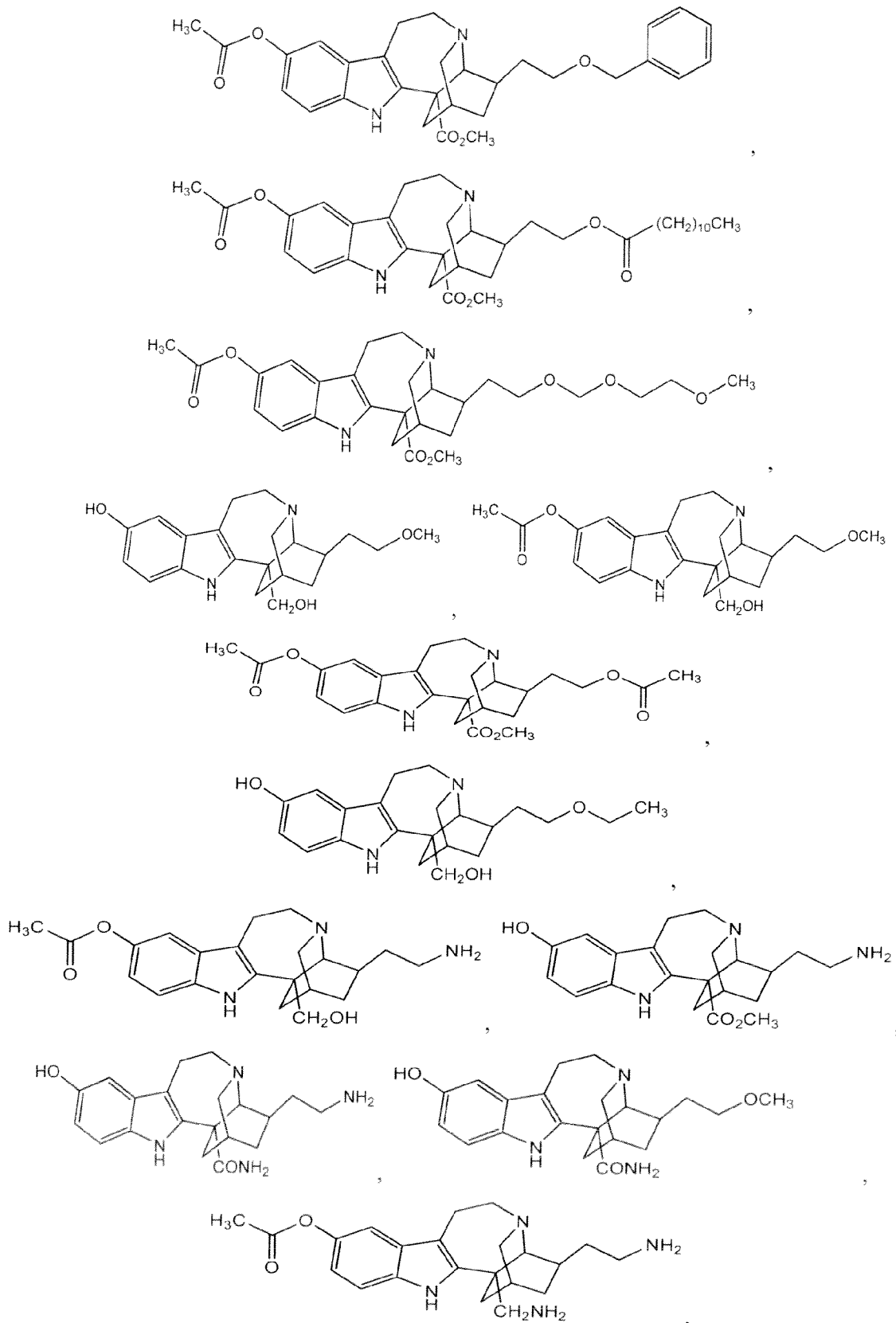
[0063] In some embodiments, X is O.

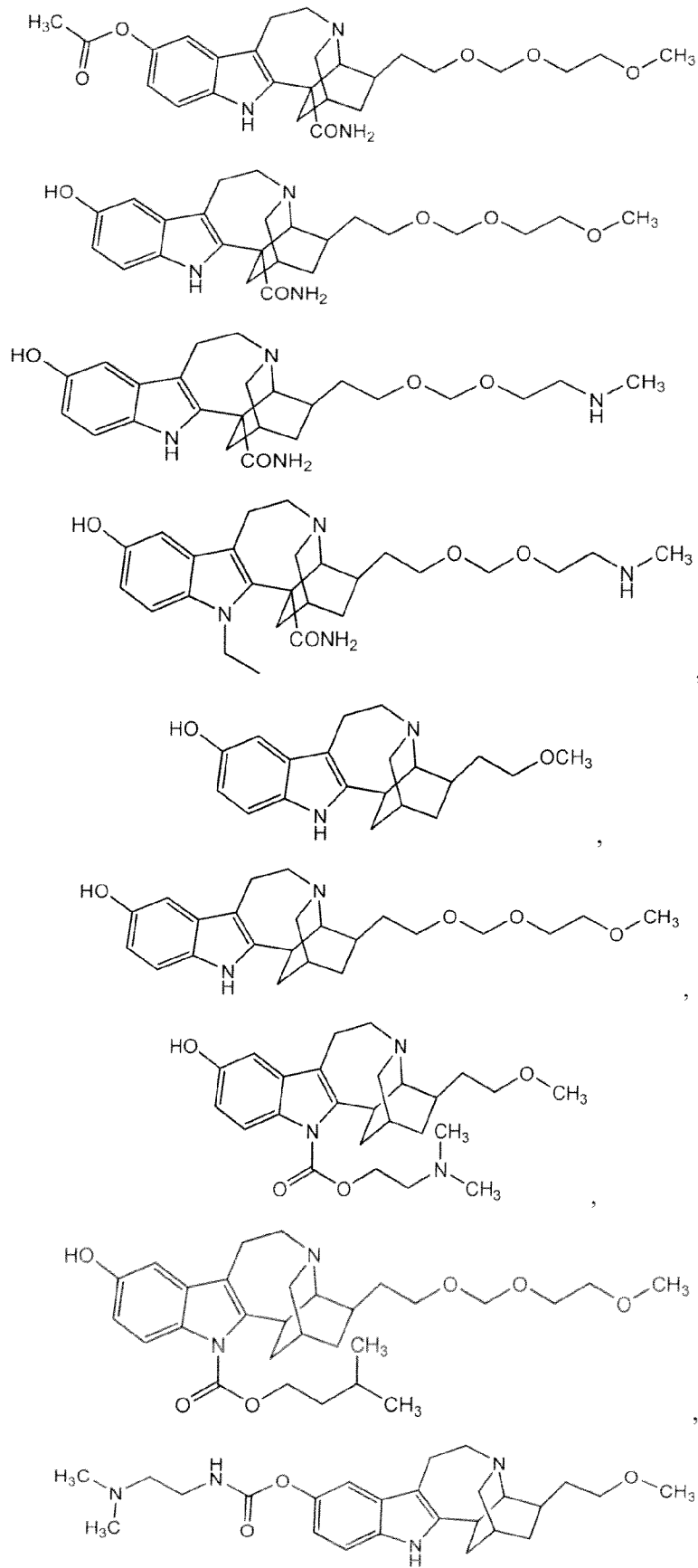
[0064] In some embodiments, R<sup>4</sup> is selected from the group consisting of hydrogen, C<sub>1</sub>-C<sub>12</sub>alkyl, -CH<sub>2</sub>Ph, and -C(O)OR<sup>7</sup>.

[0065] In some embodiments, R<sup>4</sup> is -NH<sub>2</sub>, -CH<sub>2</sub>OCH<sub>2</sub>CH<sub>2</sub>OCH<sub>3</sub> or -OCH<sub>3</sub>.

[0066] In some embodiments, the compound is selected from the group consisting of:









wherein

$R^{11}$  is halo, -OH, -SH, -NH<sub>2</sub>, -S(O)<sub>2</sub>N(R<sup>16</sup>)<sub>2</sub>, -X<sup>1</sup>-L<sup>1</sup>-R<sup>17</sup>, -X<sup>1</sup>-L<sup>1</sup>-R<sup>18</sup>, -X<sup>1</sup>-L<sup>1</sup>-R<sup>19</sup>, or -X<sup>1</sup>-L<sup>1</sup>-CHR<sup>17</sup>R<sup>18</sup>, where X<sup>1</sup> is O, S or NR<sup>16</sup>, or -O-Q, where Q is -SO<sub>2</sub>-(C<sub>1</sub>-C<sub>12</sub> alkyl), a monophosphate, a diphosphate, or a triphosphate;

L<sup>1</sup> is alkylene, arylene, -C(O)-alkylene, -C(O)-arylene, -C(O)O-arylene, -C(O)O-alkylene, -C(O)NR<sup>19</sup>-alkylene, -C(O)NR<sup>19</sup>-arylene, -C(NR<sup>19</sup>)NR<sup>19</sup>-alkylene or -C(NR<sup>19</sup>)NR<sup>19</sup>-arylene, wherein L<sup>1</sup> is configured such that -O-L<sup>1</sup>-R<sup>17</sup> is -OC(O)-alkylene-R<sup>17</sup>, -OC(O)O-arylene-R<sup>17</sup>, -OC(O)O-alkylene-R<sup>17</sup>, -OC(O)-arylene-R<sup>17</sup>, -OC(O)NR<sup>19</sup>-alkylene-R<sup>17</sup>, -OC(O)NR<sup>19</sup>-arylene-R<sup>17</sup>, -OC(NR<sup>19</sup>)NR<sup>19</sup>-alkylene-R<sup>17</sup> or -OC(NR<sup>19</sup>)NR<sup>19</sup>-arylene-R<sup>17</sup>, and wherein the alkylene and arylene are optionally substituted with 1 to 2 R<sup>15</sup>;

$R^{12}$  is hydrogen, -S(O)<sub>2</sub>OR<sup>19</sup>, -S(O)<sub>2</sub>R<sup>19</sup>, -C(O)R<sup>14</sup>, -C(O)NR<sup>14</sup>R<sup>14</sup>, -C(O)OR<sup>14</sup>, C<sub>1</sub>-C<sub>12</sub> alkyl optionally substituted with 1 to 5 R<sup>15</sup>, C<sub>1</sub>-C<sub>12</sub> alkenyl optionally substituted with 1 to 5 R<sup>15</sup>, aryl optionally substituted with 1 to 5 R<sup>15</sup>, -SO<sub>2</sub>-(C<sub>1</sub>-C<sub>12</sub> alkyl), a monophosphate, a diphosphate, or a triphosphate;

$R^{13}$  is hydrogen, halo, -OR<sup>16</sup>, -CN, C<sub>1</sub>-C<sub>12</sub> alkyl, C<sub>1</sub>-C<sub>12</sub> alkoxy, aryl or aryloxy, where the alkyl, alkoxy, aryl, and aryloxy are optionally substituted with 1 to 5 R<sup>15</sup>;

each R<sup>14</sup> is independently selected from the group consisting of hydrogen, C<sub>1</sub>-C<sub>12</sub> alkyl, C<sub>2</sub>-C<sub>12</sub> alkenyl, C<sub>2</sub>-C<sub>12</sub> alkynyl, aryl, heteroaryl, and heterocycle, and wherein the alkyl, alkenyl, alkynyl, aryl, heteroaryl, and heterocycle are optionally substituted with 1 to 5 R<sup>15</sup>;

$R^{15}$  is selected from the group consisting of phenyl, halo, -OR<sup>16</sup>, -CN, -COR<sup>16</sup>, -CO<sub>2</sub>R<sup>16</sup>, -NR<sup>16</sup>R<sup>16</sup>, -NR<sup>16</sup>C(O)R<sup>16</sup>, -NR<sup>16</sup>SO<sub>2</sub>R<sup>16</sup>, -C(O)NR<sup>16</sup>R<sup>16</sup>, -C(O)NR<sup>16</sup>NR<sup>16</sup>R<sup>16</sup>, -SO<sub>2</sub>NR<sup>16</sup>R<sup>16</sup> and -C(O)NR<sup>16</sup>NR<sup>16</sup>C(O)R<sup>16</sup>;

each R<sup>16</sup> is independently hydrogen or C<sub>1</sub>-C<sub>12</sub> alkyl optionally substituted with from 1 to 3 halo;

$R^{17}$  is hydrogen, -C(O)R<sup>19</sup>, -C(O)OR<sup>19</sup>, -C(O)N(R<sup>19</sup>)<sub>2</sub> or -N(R<sup>19</sup>)C(O)R<sup>19</sup>;

$R^{18}$  is hydrogen, -N(R<sup>19</sup>)<sub>2</sub>, -C(O)N(R<sup>19</sup>)<sub>2</sub>, -C(NR<sup>19</sup>)N(R<sup>19</sup>)<sub>2</sub>, -C(NSO<sub>2</sub>R<sup>19</sup>)N(R<sup>19</sup>)<sub>2</sub>, -NR<sup>19</sup>C(O)N(R<sup>19</sup>)<sub>2</sub>, -NR<sup>19</sup>C(S)N(R<sup>19</sup>)<sub>2</sub>, -NR<sup>19</sup>C(NR<sup>19</sup>)N(R<sup>19</sup>)<sub>2</sub>, -NR<sup>19</sup>C(NSO<sub>2</sub>R<sup>19</sup>)N(R<sup>19</sup>)<sub>2</sub> or tetrazole; and

each  $R^{19}$  is independently selected from the group consisting of hydrogen,  $C_1$ - $C_{12}$  alkyl and aryl;

provided that:

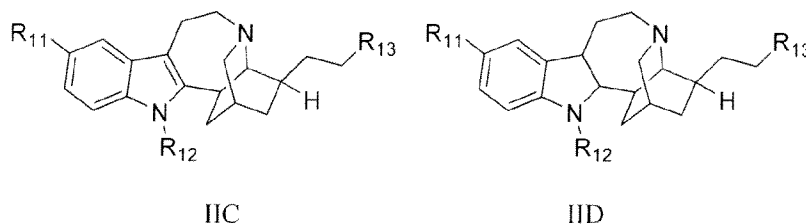
for the compound of Formula IIA:

when  $R^{12}$  and  $R^{13}$  are hydrogen, then  $R^{11}$  is not hydroxy;

when  $R^{13}$  is hydrogen,  $R$  is  $-O-L^1-R^{17}$ ,  $-O-L^1-R^{18}$ ,  $-O-L^1-R^{19}$ , and  $L^1$  is alkylene, then  $-O-L^1-R^{17}$ ,  $-O-L^1-R^{18}$ ,  $-O-L^1-R^{19}$  are not methoxy; and

when  $R^{13}$  is hydrogen,  $X^1$  is O,  $L$  is  $-C(O)$ -alkylene,  $-C(O)$ -arylene,  $-C(O)O$ -arylene,  $-C(O)O$ -alkylene,  $-C(O)NR^{19}$ -alkylene, or  $-C(O)NR^{19}$ -arylene, then none of  $R^{17}$ ,  $R^{18}$  or  $R^{19}$  are hydrogen.

**[0068]** In one embodiment, the compound of Formula II is represented by Formula IIC or Formula IID, or a pharmaceutically acceptable salt of each thereof:



**[0069]** In one embodiment of the compounds of Formula IIA, IIB, IIC, or IID,  $R^{11}$  is halo. In certain embodiments of the compounds of Formula IIA, IIB, IIC, or IID,  $R^{11}$  is bromo. In certain embodiments,  $R^{11}$  is chloro. In certain embodiments of the compounds of Formula IIA, IIB, IIC, or IID,  $R^{11}$  is fluoro. In certain embodiments,  $R^{11}$  is iodo.

**[0070]** In one embodiment of the compounds of Formula IIA, IIB, IIC, or IID,  $R^{11}$  is  $-OH$ ,  $-O-L^1-R^{17}$ ,  $-O-L^1-R^{18}$ ,  $-O-L^1-R^{19}$  or  $-O-L^1-CHR^{17}R^{18}$ . In one embodiment of the compounds of Formula I or IIA I,  $R^{11}$  is  $-SH$ ,  $-S-L^1-R^{17}$ ,  $-S-L^1-R^{18}$ ,  $-S-L^1-R^{19}$  or  $-S-L^1-CHR^{17}R^{18}$ . In one embodiment of the compounds of Formula II or IIA,  $R^{11}$  is  $-NH_2$ ,  $-NR^{16}-L^1-R^{17}$ ,  $-NR^{16}-L^1-R^{18}$ ,  $-NR^{16}-L^1-R^{19}$  or  $-NR^{16}-L^1-CHR^{17}R^{18}$ . In one embodiment of the compounds of Formula IIA, IIB, IIC, or IID,  $R^{11}$  is  $-S(O)_2N(R^{16})_2$ .

**[0071]** In one embodiment of the compounds of Formula IIA, IIB, IIC, or IID,  $R^{11}$  is  $-Cl$ ,  $-Br$ ,  $-I$ ,  $-OC(O)CH_2CH_3$ ,  $-OC(O)CH_2Ph$ ,  $-OC(O)OCH_2CH_3$ ,  $-OC(O)OCH_2Ph$ ,  $-OC(O)NH(CH(CH_3)Ph)$ ,  $-OC(NPh)NHCH_2CH_3$ ,  $-OC(O)NHCH_2Ph$ ,  $-NH_2$ ,  $-NHC(O)C(CH_3)_3$ ,  $-NHC(O)CF_3$ ,  $-NHC(O)CH_2Ph$ ,  $-NHC(O)OCH_2Ph$ ,

-NHC(O)NH(CH(CH<sub>3</sub>)Ph), -SH, -SC(O)OCH<sub>2</sub>Ph, -SC(O)NH(CH(CH<sub>3</sub>)Ph), -SC(O)CH<sub>2</sub>CH<sub>2</sub>OP(O)(OH)<sub>2</sub>, -OC(O)CH<sub>2</sub>CH<sub>2</sub>CH(NH<sub>2</sub>)(CO<sub>2</sub>H), -O-(2-OH-C<sub>6</sub>H<sub>3</sub>)CH<sub>2</sub>CH(NH<sub>2</sub>)(CO<sub>2</sub>H) or -NHC(O)CH<sub>2</sub>CH<sub>2</sub>CH(NH<sub>2</sub>)(CO<sub>2</sub>H).

[0072] In one embodiment of the compounds of Formula IIA, IIB, IIC, or IID, R<sup>12</sup> is hydrogen.

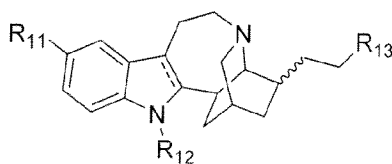
[0073] In one embodiment of the compounds of Formula IIA, IIB, IIC, or IID, R<sup>12</sup> is -CH<sub>2</sub>CH<sub>3</sub>, -CH<sub>2</sub>CHCH<sub>2</sub>, -CH<sub>2</sub>Ph, -C(O)O(CH<sub>2</sub>)<sub>2</sub>N(CH<sub>3</sub>)<sub>2</sub> or -C(O)CH<sub>2</sub>(CH<sub>2</sub>)<sub>2</sub>SO<sub>2</sub>N(CH<sub>3</sub>)<sub>2</sub>.

[0074] In one embodiment of the compounds of Formula IIA, IIB, IIC, or IID, R<sup>3</sup> is hydrogen.

[0075] In one embodiment of the compounds of Formula IIA, IIB, IIC, or IID, R<sup>3</sup> is halo. In certain embodiments of the compounds of Formula IIA, IIB, IIC, or IID, R<sup>3</sup> is bromo. In certain embodiments of the compounds of Formula IIA, IIB, IIC, or IID, R<sup>3</sup> is fluoro.

[0076] In one embodiment of the compounds of Formula IIA, IIB, IIC, or IID, R<sup>3</sup> is -OCH<sub>3</sub>, -OCH<sub>2</sub>CH<sub>3</sub>, -OCH<sub>2</sub>Ph or -CN.

[0077] In some embodiments of the compounds of Formula IIA, IIB, IIC, or IID, the compound is represented by formula IIE selected from Table 1:



IIE

Table 1

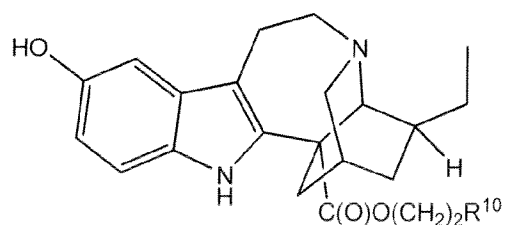
No.	R <sup>11</sup>	R <sup>12</sup>	R <sup>13</sup>	-----
1	Cl	H	H	double bond
2	Br	H	H	double bond
3	I	H	H	double bond
4	-OC(O)CH <sub>2</sub> CH <sub>3</sub>	H	H	double bond
5	-OC(O)CH <sub>2</sub> Ph	H	H	double bond
6	-OC(O)OCH <sub>2</sub> CH <sub>3</sub>	H	H	double bond

No.	R <sup>11</sup>	R <sup>12</sup>	R <sup>13</sup>	-----
7	-OC(O)OCH <sub>2</sub> Ph	H	H	double bond
8	-OC(O)NH(CH(CH <sub>3</sub> )Ph)	H	H	double bond
9	-OC(NPh)NHCH <sub>2</sub> CH <sub>3</sub>	H	H	double bond
10	-OC(O)NHCH <sub>2</sub> Ph	H	H	double bond
11	-NH <sub>2</sub>	H	H	double bond
12	-NHC(O)C(CH <sub>3</sub> ) <sub>3</sub>	H	H	double bond
13	-NHC(O)CF <sub>3</sub>	H	H	double bond
14	-NHC(O)CH <sub>2</sub> Ph	H	H	double bond
15	-NHC(O)OCH <sub>2</sub> Ph	H	H	double bond
16	-NHC(O)NH(CH(CH <sub>3</sub> )Ph)	H	H	double bond
17	-SH	H	H	double bond
18	-SC(O)OCH <sub>2</sub> Ph	H	H	double bond
19	-SC(O)NH(CH(CH <sub>3</sub> )Ph)	H	H	double bond
20	-SC(O)CH <sub>2</sub> CH <sub>2</sub> OP(O)(OH) <sub>2</sub>	H	H	double bond
21	-OC(O)CH <sub>2</sub> CH <sub>2</sub> CH(NH <sub>2</sub> )(CO <sub>2</sub> H)	H	H	double bond
22	-O-(2-OH-C <sub>6</sub> H <sub>3</sub> )CH <sub>2</sub> CH(NH <sub>2</sub> )(CO <sub>2</sub> H)	H	H	double bond
23	-NHC(O)CH <sub>2</sub> CH <sub>2</sub> CH(NH <sub>2</sub> )(CO <sub>2</sub> H)	H	H	double bond
24	-OH	H	H	single bond
25	Cl	H	H	single bond
26	Br	H	H	single bond
27	I	H	H	single bond
28	-OC(O)CH <sub>2</sub> CH <sub>3</sub>	H	H	single bond
29	-OC(O)OCH <sub>2</sub> Ph	H	H	single bond
30	-OC(O)NH(CH(CH <sub>3</sub> )Ph)	H	H	single bond
31	-OC(O)NHCH <sub>2</sub> Ph	H	H	single bond
32	-NH <sub>2</sub>	H	H	single bond

No.	R <sup>11</sup>	R <sup>12</sup>	R <sup>13</sup>	-----
33	-NHC(O)C(CH <sub>3</sub> ) <sub>3</sub>	H	H	single bond
34	-NHC(O)NH(CH(CH <sub>3</sub> )Ph)	H	H	single bond
35	-SH	H	H	single bond
36	-SC(O)OCH <sub>2</sub> Ph	H	H	single bond
37	-OH	-CH <sub>2</sub> CH <sub>3</sub>	H	double bond
38	-OH	-CH <sub>2</sub> CHCH <sub>2</sub>	H	double bond
39	-OH	-CH <sub>2</sub> Ph	H	double bond
40	-OH	-C(O)O(CH <sub>2</sub> ) <sub>2</sub> N(CH <sub>3</sub> ) <sub>2</sub>	H	double bond
41	-OH	-C(O)CH <sub>2</sub> (CH <sub>2</sub> ) <sub>2</sub> SO <sub>2</sub> N(CH <sub>3</sub> ) <sub>2</sub>	H	double bond
42	-OH	H	-OCH <sub>2</sub> CH <sub>3</sub>	double bond
43	-OH	H	-OCH <sub>2</sub> Ph	double bond
44	-OH	H	-CF <sub>3</sub>	double bond
45	-OH	H	-OH	double bond
46	-OH	H	-CN	double bond

or a pharmaceutically acceptable salt thereof.



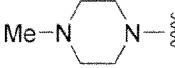
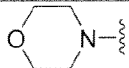
[0078] In some embodiments of the compounds of Formula IA, the compound is represented by Formula IC selected from Table 2:



IC

Table 2

No.	R <sup>10</sup>
47	NMe <sub>2</sub>
48	OH
49	NHC(O)Me

50	OMe
51	
52	
53	
54	

**[0079]** In certain embodiments, the compound of Formula IA, IB, IC, IIA, IIB, IIC, or IID, is the hydrochloride salt. In another embodiment, the compound of Formula IA, IB, IC, IIA, IIB, IIC, or IID, is the hydrobromide salt. In another embodiment, the compound of Formula IA, IB, IC, IIA, IIB, IIC, or IID, is the phosphate salt. In another embodiment, the compound of Formula IA, IB, IC, IIA, IIB, IIC, or IID, is the sulfate salt.

### 3. Methods of Use

#### *Treatment of Pain*

**[0080]** In one of its method aspects, the present invention is directed to a method for treating a pain in a patient which method comprises administering to said patient a compound of this invention or a pharmaceutically acceptable salt thereof or a pharmaceutical composition comprising a compound of this invention and a pharmaceutically acceptable excipient. The pain can be any type of pain including, but not limited to neuropathic or nociceptive pain, and various types thereof including somatic, visceral and phantom pain.

#### *Treatment of Addiction*

**[0081]** In another of its method aspects, the present invention is directed to a method for treating addiction in a patient which method comprises administering to said patient a compound of this invention or a pharmaceutically acceptable salt thereof or a composition comprising a compound of this invention and a pharmaceutically acceptable excipient.

**[0082]** In certain embodiments, the treatment of addiction in a patient comprises alleviating the symptoms associated with withdrawal from drug dependency. Such symptoms include nausea, vomiting, anxiety, abdominal cramps, muscle pain, chills and headache. In addition,

it is contemplated that treatment with a compound of this invention decreases the drug cravings normally experienced by addicts after cessation of the self administration of the abused substance. It is contemplated that the compositions disclosed herein are especially useful in the treatment of addiction to narcotics such as heroin and methadone. However, it is also useful in treating patients addicted to cocaine, alcohol, amphetamines and combinations of these drugs.

**[0083]** The invention is also directed to a method for treating drug addiction (involving drug dependency or drug abuse) during withdrawal therapy by administering a compound of this invention to a patient at a dosage sufficient to reduce or eliminate one or more symptoms associated with withdrawal. Such symptoms include nausea, vomiting, anxiety, abdominal cramps, muscle pain, chills and headache. In addition, treatment with a compound of this invention is contemplated to decrease the drug cravings normally experienced by addicts after cessation of the self administration of the abused substance, for example, narcotics such as heroin and methadone. However, compounds of this invention are contemplated to be also useful in treating patients addicted to cocaine, alcohol, amphetamines and combinations of these drugs. Compounds of this invention may be administered to patients suffering from drug dependence or abuse in conjunction with an opioid antagonist such as naloxone, naltrexone or nalorphine, for example, at a concentration of between 0.15 mg and 0.5 mg for each mg of the compound of this invention administered.

*Treatment of nicotine addiction*

**[0084]** Tobacco use remains a major health problem despite widespread knowledge of the damaging consequences. Although current smoking cessation therapies, including nicotine replacement, bupropion, and varenicline, have had some success, they are inadequate since only a fraction (30-40%) of smokers who try these medications abstain from tobacco use. Consequently, more effective or add-on therapies are needed. Nicotine is one of the most addictive drugs that is widely used; 95% or more of its users with a strong desire to stop using relapse within one year. Chronic nicotine use leads to physiological changes in nAChR function and expression, including upregulation of high-affinity  $\alpha 4\beta 2$  nAChRs expression and reduced receptor function due to desensitization. In addition to the reinforcing properties of nicotine, the physical discomfort associated with nicotine withdrawal includes severe cravings, anxiety, dysphoria, and autonomic dysfunction. Although it is known that the reinforcing and addictive effects of nicotine are due to its actions on nAChRs, the identification of which nAChR subtypes play a role in the various aspects of nicotine

dependence/withdrawal, and their validation as drug targets for medication development remains a complex area of investigation. The  $\alpha 4$  subunit is implicated in nicotine reinforcement, sensitization and the development of tolerance. While the development of tolerance is not regulated by  $\alpha 7$  nAChRs, a recent study indicated that these receptors may control the severity of the withdrawal symptoms. Thus, there is a complex regulatory interplay of nAChRs, which likely contribute to nicotine dependence/withdrawal.

**[0085]** Neuronal nicotinic acetylcholine receptors (nAChRs) have been a target for CNS drug discovery efforts for the past two decades. Mounting evidence suggests that the addictive effects of nicotine, occur through interaction with its receptor in the mesolimbic dopamine system. However, the molecular identity of the nicotinic receptors responsible for drug seeking behavior, their cellular and subcellular location and the mechanisms by which these receptors initiate and maintain nicotine addiction are poorly defined. While nicotine and related natural products have been used for smoking cessation in various formulations (e.g., gum, spray, patches), it was only in 2006 with Pfizer's launch of varenicline (Chantix™) for smoking cessation that a new chemical entity (NCE) targeting neuronal AChRs was approved for this condition. Varenicline is a weak partial agonist for  $\alpha 4\beta 2$  nAChR subtypes and a less potent agonist at  $\alpha 7$  subtypes. A serendipitous finding in aiding smoking cessation is the discovery that the atypical anti-depressant bupropion, whose mechanism of action as a non-competitive antagonist of  $\alpha 3\beta 4$  nAChRs and antidepressant activity underlie its efficacy. Bupropion analogs are under development as potential pharmacotherapies for smoking cessation. Second generation noribogaine analogs targeted to  $\alpha 3\beta 4$  nAChRs offer a novel synthetic route for development of potential small molecules to treat tobacco addiction and other SRDs.

**[0086]** Recent genetic association studies show that single nucleotide polymorphisms (SNPs) in the gene cluster *CHRNA5/A3/B4*, encoding for the  $\alpha 3$ ,  $\alpha 5$  and  $\beta 4$  nAChR subunits are associated with increased risk for heavy smoking, inability to quit, and increased sensitivity to nicotine. Furthermore,  $\alpha 3\beta 4$  nAChRs or other  $\beta 4$  containing receptors have been suggested to be involved in nicotine withdrawal. The expression of the  $\alpha 3\beta 4$  AChR is restricted to a few discrete brain areas, including the medial habenula and interpeduncular nucleus, and autonomic ganglia. Recent behavioral studies in genetic mouse models suggest that disrupted function and/or expression of the  $\alpha 3\beta 4$  (and  $\alpha 5$  subunits) in the habenulo-IPN tract may be critical for regulating nicotine intake and the addictive properties of this substance. The habenula-interpeduncular system and  $\alpha 3\beta 4$  nAChR subunits in this pathway

play an important role in nicotine withdrawal. The compounds of this invention were found to inhibit  $\alpha 3\beta 4$  nAChRs.

[0087] In another of its method aspect, the present invention is directed to a method of treating nicotine addiction in a patient which method comprises administering an effective amount of a compound of this invention or a pharmaceutically acceptable salt thereof or a composition comprising a compound of this invention and a pharmaceutically acceptable excipient to a patient in need thereof.

[0088] In another of its method aspect, the present invention is directed to a method of inhibiting  $\alpha 3\beta 4$  nicotinic acetylcholine receptors which method comprises administering an effective amount of a compound of this invention or a pharmaceutically acceptable salt thereof or a composition comprising a compound of this invention and a pharmaceutically acceptable excipient.

#### *Combination therapy*

[0089] Compounds of this invention maybe used alone or in combination with other compounds to treat pain and/or addiction. When administered with another agent, the co-administration can be in any manner in which the pharmacological effects of both are manifest in the patient at the same time. Thus, co-administration does not require that a single pharmaceutical composition, the same dosage form, or even the same route of administration be used for administration of both the compound of this invention and the other agent or that the two agents be administered at precisely the same time. However, co-administration will be accomplished most conveniently by the same dosage form and the same route of administration, at substantially the same time. Obviously, such administration most advantageously proceeds by delivering both active ingredients simultaneously in a novel pharmaceutical composition in accordance with the present invention.

[0090] In some embodiments, a compound of this invention can be used as an adjunct to conventional drug withdrawal therapy, specifically providing for the administration of a compound of this invention with one or more opioid antagonists.

#### **4. Compositions**

[0091] In another aspect, this invention is also directed to pharmaceutical compositions comprising a pharmaceutically acceptable excipient and a compound of this invention or mixtures of one or more of such compounds.

[0092] Although compositions suitable for oral, intravenous or intraarterial delivery will probably be used most frequently, other routes that may be used include peroral, pulmonary, rectal, nasal, vaginal, lingual, intramuscular, intraperitoneal, intracutaneous and subcutaneous routes. In addition, it is contemplated that the composition can be administered transdermally in which drug is applied as part of a cream, gel, or patch (for examples of transdermal formulations, see U.S. Pat. Nos. 4,806,341; 5,149,538; and 4,626,539). Other dosage forms include tablets, capsules, pills, powders, aerosols, suppositories, parenterals, and oral liquids, including suspensions, solutions and emulsions. Sustained release dosage forms may also be used, for example, in a transdermal patch form. All dosage forms may be prepared using methods that are standard in the art (see e.g., Remington's Pharmaceutical Sciences, 16th ed., A. Oslo editor, Easton Pa. 1980). Intranasal administration is an effective method for delivering a therapeutic agent directly to the respiratory tract, where the therapeutic agent may be quickly absorbed.

[0093] The compositions are comprised of in general, a compound of this invention or a mixture thereof in combination with at least one pharmaceutically acceptable excipient. Acceptable excipients are non-toxic, aid administration, and do not adversely affect the therapeutic benefit of the compound of this invention. Such excipients may be any solid, liquid, semi-solid or, in the case of an aerosol composition, gaseous excipient that is generally available to one of skill in the art. Pharmaceutical compositions in accordance with the invention are prepared by conventional means using methods known in the art.

[0094] Solid pharmaceutical excipients include starch, cellulose, talc, glucose, lactose, sucrose, gelatin, malt, rice, flour, chalk, silica gel, magnesium stearate, sodium stearate, glycerol monostearate, sodium chloride, dried skim milk and the like. Liquid and semisolid excipients may be selected from glycerol, propylene glycol, water, ethanol and various oils, including those of petroleum, animal, vegetable or synthetic origin, e.g., peanut oil, soybean oil, mineral oil, sesame oil, etc. Preferred liquid carriers, particularly for injectable solutions, include water, saline, aqueous dextrose, and glycols.

[0095] Compressed gases may be used to disperse a compound of this invention in aerosol form. Inert gases suitable for this purpose are nitrogen, carbon dioxide, etc. Other suitable pharmaceutical excipients and their formulations are described in Remington's Pharmaceutical Sciences, edited by E. W. Martin (Mack Publishing Company, 18th ed., 1990).

[0096] The compositions disclosed herein may be used in conjunction with any of the vehicles and excipients commonly employed in pharmaceutical preparations, e.g., talc, gum arabic, lactose, starch, magnesium stearate, cocoa butter, aqueous or non-aqueous solvents, oils, paraffin derivatives, glycols, etc. Coloring and flavoring agents may also be added to preparations, particularly to those for oral administration. Solutions can be prepared using water or physiologically compatible organic solvents such as ethanol, 1,2-propylene glycol, polyglycols, dimethylsulfoxide, fatty alcohols, triglycerides, partial esters of glycerine and the like. Parenteral compositions containing noribogaine may be prepared using conventional techniques that may include sterile isotonic saline, water, 1,3-butanediol, ethanol, 1,2-propylene glycol, polyglycols mixed with water, Ringer's solution, etc.

[0097] The amount of the compound in a formulation can vary within the full range employed by those skilled in the art. Typically, the formulation will contain, on a weight percent (wt %) basis, from about 0.01 to 99.99 wt % of a compound of this invention based on the total formulation, with the balance being one or more suitable pharmaceutical excipients. Preferably, the compound is present at a level of about 1 to 80 wt %. In a liquid composition, a compound of this invention should generally be present in such compositions at a concentration of between about 0.1 and 20 mg/ml. When either naloxone or naltrexone is combined with a compound of this invention, they should be present at 0.05 to 0.5 mg for each mg of the compound of this invention.

[0098] The choice of formulation depends on various factors such as the mode of drug administration and bioavailability of the drug substance. For delivery via inhalation the compound can be formulated as liquid solution, suspensions, aerosol propellants or dry powder and loaded into a suitable dispenser for administration. There are several types of pharmaceutical inhalation devices-nebulizer inhalers, metered dose inhalers (MDI) and dry powder inhalers (DPI). Nebulizer devices produce a stream of high velocity air that causes the therapeutic agents (which are formulated in a liquid form) to spray as a mist that is carried into the patient's respiratory tract. MDI's typically are formulation packaged with a compressed gas. Upon actuation, the device discharges a measured amount of therapeutic agent by compressed gas, thus affording a reliable method of administering a set amount of agent. DPI dispenses therapeutic agents in the form of a free flowing powder that can be dispersed in the patient's inspiratory air-stream during breathing by the device. In order to achieve a free flowing powder, the therapeutic agent is formulated with an excipient such as

lactose. A measured amount of the therapeutic agent is stored in a capsule form and is dispensed with each actuation.

**[0099]** Recently, pharmaceutical formulations have been developed especially for drugs that show poor bioavailability based upon the principle that bioavailability can be increased by increasing the surface area i.e., decreasing particle size. For example, U.S. Patent No. 4,107,288 describes a pharmaceutical formulation having particles in the size range from 10 to 1,000 nm in which the active material is supported on a crosslinked matrix of macromolecules. U.S. Patent No. 5,145,684 describes the production of a pharmaceutical formulation in which the drug substance is pulverized to nanoparticles (average particle size of 400 nm) in the presence of a surface modifier and then dispersed in a liquid medium to give a pharmaceutical formulation that exhibits remarkably high bioavailability.

**[0100]** Generally, the compound of this invention is administered in an effective amount. It is contemplated that the dosage required for treating pain or addiction, or a combination thereof may differ according to the condition(s) being treated, however, the dosing regimen can be readily determined by the attending clinician based on the desired treatment. It is contemplated that generally, the dosage of a compound of this invention administered to a patient may be from about 0.01 to about 1000 mg per kg of body weight per day (mg/kg/day), or from 0.05 to 500 mg/kg/day, preferably, from about 0.1 to about 100 mg/kg/day, more preferably from about 0.5 to 50 mg/kg/day. For example, for administration to a 70 kg person, the dosage range would preferably be about 35 to 700 mg per day.

**[0101]** In addition to the methods discussed above, the present invention is directed to a pharmaceutical composition, preferably in unit dose form, comprising a compound of this invention. When administered to a patient, one or more unit doses provide an amount of a compound of this invention effective to treat pain and/or addiction.

**[0102]** The amount of the composition administered will depend on a number of factors, including but not limited to the desired final concentration of the compound, the pharmacokinetic and pharmacodynamic properties of the compound, the size, age, and physiological profile of the patient, and the like. The active compound is effective over a wide dosage range and is generally administered in a pharmaceutically effective amount. It will be understood, however, that the amount of the compound actually administered will be determined by a physician, in the light of the relevant circumstances, including the condition to be treated, the chosen route of administration, the actual compound administered, the age,

weight, and response of the individual patient, the severity of the patient's symptoms, and the like.

[0103] Determination of dosages is well within the empiric knowledge of persons skilled in the art; nonetheless, it can be appreciated that estimates of final dosages can be made by approximating the concentration of compound necessary to achieve a desired therapeutic activity, such as treatment of pain and/or addiction. Extrapolation to a specified mammalian dosage range, or more particularly a human dosage range is well within the skill of the practitioner.

[0104] In some embodiments, compositions are administered in one dosing of a single formulation and in other embodiments, compositions are administered in multiple dosing of a single formulation within a specified time period. In some embodiments, the time period is between about 3 hours to about 6 hours. In other embodiments, the time period is between about 6 hours and 12 hours. In additional embodiments, the time period is between about 12 hours and 24 hours. In yet further embodiments, the time period is between about 24 hours and 48 hours. The administration of separate formulations can be simultaneous or staged throughout a specified time period, such that all ingredients are administered within the specified time period.

[0105] The following are examples of the compositions of this invention.

**Example 1: Tablet formulation**

[0106] The following ingredients are mixed intimately and pressed into single scored tablets.

<b>Ingredient</b>	<b>Quantity per tablet, mg</b>
<b>Compound of Formula I</b>	40
<b>Cornstarch</b>	50
<b>Croscarmellose sodium</b>	25
<b>Lactose</b>	120
<b>Magnesium stearate</b>	5

**Example 2: Capsule formulation**

[0107] The following ingredients are mixed intimately and loaded into a hard-shell gelatin capsule.

<b>Ingredient</b>	<b>Quantity per tablet, mg</b>
<b>Compound of Formula I</b>	20
<b>Lactose, spray-dried</b>	148
<b>Magnesium stearate</b>	2

**Example 4: Suspension formulation**

[0108] The following ingredients are mixed to form a suspension for oral administration (q.s. = sufficient amount).

<b>Ingredient</b>	<b>Amount</b>
<b>Compound of Formula I</b>	1.0 g
<b>Fumaric acid</b>	0.5 g
<b>Sodium chloride</b>	2.0 g
<b>Methyl paraben</b>	0.15 g
<b>Propyl paraben</b>	0.05 g
<b>Granulated sugar</b>	25.0 g
<b>Sorbitol (70% solution)</b>	13.0 g
<b>Veegum K (Vanderbilt Co)</b>	1.0 g
<b>flavoring</b>	0.035 mL
<b>colorings</b>	0.5 mg
<b>distilled water</b>	q.s. to 100 mL

**Example 3: Injectable formulation**

[0109] The following ingredients are mixed to form an injectable formulation.

<b>Ingredient</b>	<b>Quantity per tablet, mg</b>
-------------------	--------------------------------

<b>Compound of Formula I</b>	0.2 mg-20 mg
<b>sodium acetate buffer solution, 0.4 M</b>	2.0 mL
<b>HCl (1N) or NaOH (1N)</b>	q.s. to suitable pH
<b>water (distilled, sterile)</b>	q.s. to 20 mL

**Example 5: Suppositor formulation**

[0110] A suppository of total weight 2.5 g is prepared by mixing the compound of the invention with Witepsol® H-15 (triglycerides of saturated vegetable fatty acid; Riches-Nelson, Inc., New York), and has the following composition:

<b>Ingredient</b>	<b>Quantity per tablet, mg</b>
<b>Compound of Formula I</b>	500 mg
<b>Witepsol® H-15</b>	balance

**Example 6: Screening compounds for nAChR target**

[0111] Preliminary functional studies performed by Caliper Life Sciences (Hopkinton, MA), using the FLIPR® Ca<sup>2+</sup> flux assay, demonstrated that noribogaine (12-hydroxyibogamine) was more potent as an antagonist (IC<sub>50</sub> = 462 nM) for epibatine induced Ca<sup>2+</sup> flux in SH-SY5Y cells compared to 18-MC (3.89 μM), where SH-SY5Y cells predominantly express the α3β4 nicotinic receptor subtype. Additional functional studies using HEK293 cells expressing α3β4 nicotinic receptors show that congeners of 18-MC, with identical substituents as shown above, can modulate the rate and recovery of nicotinic receptor desensitization. The FLIPR® Ca<sup>2+</sup> flux assay is used with HEK293 cells overexpressing α3β4, α4β2 or α7 to determine the potency and selectivity of the noribogaine congeners. The HEK293 (α3β4, α4β2 and α7) and SH-SY5Y cell lines (α3β4) expressing nAChRs are used. Validated assays optimized with respect to sensitivity, dynamic range, signal intensity and stability for chemical probe validation and SAR refinement are used.

[0112] Nicotinic functional assays are performed using the Molecular Devices FLIPR® Calcium 5 Assay Kit. HEK293 cells overexpressing α3β4, α4β2 or α7 (50,000 cells per well in 100 μl growth media) and are plated in clear bottom black walled 96-well microplates and incubated for 24-48 hours at 37°C, 5% CO<sub>2</sub> until a 80-90% confluent monolayer is formed. On the day of the assay, 100 μl of Calcium 5 Dye is added to each well. Following addition

of dye, cells are incubated at 25°C for 60 minutes. Following dye loading, 50 µl of a 5x solution of reference or test compound of appropriate concentration range (0.01 - 30 µM), prepared in 20 mM HEPES pH 7.4 in HBSS, is added to each well. Plates are then transferred to the Molecular Devices Flexstation® which transfers 50 µL of a 5x solution (500 nM) of epibatine to each well to initiate the Ca<sup>2+</sup> flux. Additional wells (in quadruplicate) are prepared with no added test or reference ligand for measurement of 100% flux. The RFU (relative fluorescence units) in the presence of the test or reference compounds is then expressed on the percent scale. The percent inhibition of epibatidine induced Ca<sup>2+</sup> flux is calculated as follows: % inhibition = 100% - %RFU (relative fluorescence units). The IC<sub>50</sub> values for reference and test compounds are obtained by fitting normalized RFU data using Graphpad Prism software.

[0113] <sup>86</sup>Rb<sup>+</sup> efflux assays are also used to assess whether noribogaine or its analogs have activity as antagonists at human nAChR using naturally or heterologously expressed cell lines and compared to synaptosomal preparations from mouse brain. SHSY cells function only for measures of α3β4, because α7 nAChRs, which are also expressed by these cells inactivate too quickly to detectably contribute to ion influx. <sup>86</sup>Rb<sup>+</sup> efflux in the presence of the compounds is used to test for agonist and antagonist activity at hAChRs. Representative concentration curves are obtained to complete the SAR profiling of the compound series. Inhibition of agonist stimulated DA and ACh release are tested in striatal and IPN synaptosomal preparations according to known methods using L-nicotine or cytosine to stimulate release, respectively. IC<sub>50</sub> values for inhibition of ACh and DA release (µM) are determined from the curve fits of the data with or without test compound present.

**Table 3: Inhibition of epibatidine-induced calcium response in α3β4 nAChRs-containing cell lines**

	IC <sub>50</sub> (µM) SH-SY5Y	IC <sub>50</sub> (µM) A3B4-HEK	IC <sub>50</sub> (µM) Caliper
Mecamylamine	0.4 +/- 0.6	1.6 +/- 0.6	0.3
Noribogaine	0.3	18 +/- 10	1 +/- 0.7
18MC	3.9		3.9

[0114] The results shown in Tables 3 and 4 reveal that addition of a substituent R<sup>10</sup> at C-18 C(O)O(CH<sub>2</sub>)<sub>2</sub> leads to higher affinity for the receptor relative to the unsubstituted parent compound. The highest effect is with N(CH<sub>3</sub>)<sub>2</sub> analog namely, compound 47 and OCH<sub>3</sub> analog, compound 50. Reduced potency is seen with NHCOCH<sub>3</sub>, compound 49. This can be understood on the basis of OCH<sub>3</sub> and N(CH<sub>3</sub>)<sub>2</sub> being strong electron donors (Lewis bases and hydrogen bond donors) compared with the NHCO group with lower electron density on the nitrogen atom due to amide resonance.

[0115] In these studies, ibogaine, compound 47, and compound 50 were found to be more potent inhibitors than 18-MC (18-methoxycoronaridine) and noribogaine on the epibatidine-induced calcium response in  $\alpha 3\beta 4$  nAChRs (left panel; DMX 1001A is noribogaine and OBI.215.21.1 is 18-MC). Compound 47 displayed a better affinity (5-fold) and selectivity (10-fold) for kOR than for mOR in comparison to 18-MC. In comparison to noribogaine, compound 47 gained affinity at kOR (X2), but mainly lost affinity to mOR resulting in a right-ward shift. Compounds 47 and 50 lost affinity for mOR and retained affinity for kOR. These results suggest that compounds 47 and 50 have improved selectivity while maintaining  $\alpha 3\beta 4$  activity.

**Table 4: Evaluation of the relative potency of 18-MC and Noribogaine analogues (compounds 47-50) at  $\alpha 3\beta 4$  nAChRs**

	Ratio from 18-MC
Mecamylamine	0.1
Noribogaine	0.25 to 1
Ibogaine	0.07 to 0.26
18-MC	1 (4 $\mu$ M)
Compound 47	0.5
Compound 48	0.8
Compound 49	1.1
Compound 50	0.2

#### **Example 7: mu and kappa opioid receptor binding activity**

[0116] Noribogaine binds with high affinity (50 nM) to the 5-HT transporter and weak affinity at mu (900 nM) and kappa (1  $\mu$ M) opioid receptors. At physiologically relevant concentrations, noribogaine only bound to SERT, DAT, mu and kappa opioid receptors (out of a panel of over 50 receptors, transporters, ion channels, second messengers, growth factor receptors and enzymes). The association between cigarette smoking and the presence and

severity of suicidal behavior across major psychiatric disorders may be related to lower brain serotonin function in smokers with depression). Noribogaine analogs will likely retain affinity for the 5-HT transporter and we plan to fully characterize their activity in radioligand binding and functional uptake assays (serotonin and DA).

[0117] Established radioligand binding methods are used to evaluate the ability of the compounds to block reuptake of serotonin and dopamine in membrane preparations of synaptosomes. Equilibrium binding affinity values is determined for each compound at opioid receptors ( $\mu$  and  $\kappa$  subtypes) and biogenic amine transporters (DAT and SERT). Where possible, binding experiments utilize membranes derived from CHO or HEK293 cells engineered to overexpress the human form of the receptor or transporter of interest. Radiolabeling of opioid receptors, and biogenic amine transporters utilizes conventional radioligands, buffers and incubation conditions according to published assays.

[0118] Test compounds, reference compounds and the radioligand ( $K_d$  value) are added to binding buffer. Assays are run with test or reference compound over a range of concentration (0.0001-10  $\mu$ M) in triplicate using a 96-well sample plate containing radioligands specific for the target receptor or transporter. Cell membranes at the appropriate concentration are added in a volume of 400  $\mu$ l in binding buffer. Following mixing on a plate shaker, samples are incubated for 1-2 hours (depending on the transporter or receptor) at 25°C and filtered onto 96-well Unifilters (pre-treated with 0.3% polyethyleneimine) using a Filtermate harvester. Bound radioactivity is counted in a Microbeta scintillation counter. Total bound radioactivity is estimated from triplicate wells containing no test or reference compound, together with nonspecific binding and filter blanks. The average bound radioactivity in the presence of the test compounds is expressed % inhibition = 100% - % radioactivity bound. The  $IC_{50}$  and  $K_i$  values for test and reference compounds are obtained by fitting normalized CPM data fitted using nonlinear (Graphpad Prism software).

#### **Example 8: CNS penetration across the brain blood barrier**

[0119] Ibogaine, noribogaine, and 18-MC cross the BBB and reach micromolar concentrations in brain. Mice are dosed with compounds. Brain to blood ratios are determined by HPLC and LC/MS/MS analysis following oral administration of the test compounds in mice. Compound pharmacokinetic studies at representative time points are obtained in vivo in mice to demonstrate that the drug crosses the BBB following oral administrations.

## 5. Synthetic Methods

[0120] The compounds of this invention can be prepared from readily available starting materials using the following general methods and procedures. It will be appreciated that where typical or preferred process conditions (i.e., reaction temperatures, times, mole ratios of reactants, solvents, pressures, etc.) are given, other process conditions can also be used unless otherwise stated. Optimum reaction conditions may vary with the particular reactants or solvent used, but such conditions can be determined by one skilled in the art by routine optimization procedures.

[0121] Additionally, as will be apparent to those skilled in the art, conventional protecting groups may be necessary to prevent certain functional groups from undergoing undesired reactions. Suitable protecting groups for various functional groups as well as suitable conditions for protecting and deprotecting particular functional groups are well known in the art. For example, numerous protecting groups are described in T. W. Greene and G. M. Wuts, *Protecting Groups in Organic Synthesis*, Third Edition, Wiley, New York, 1999, and references cited therein.

[0122] Furthermore, the compounds of this invention will typically contain one or more chiral centers. Accordingly, if desired, such compounds can be prepared or isolated as pure stereoisomers, i.e., as individual enantiomers or diastereomers, or as stereoisomer-enriched mixtures. All such stereoisomers (and enriched mixtures) are included within the scope of this invention, unless otherwise indicated. Pure stereoisomers (or enriched mixtures) may be prepared using, for example, optically active starting materials or stereoselective reagents well-known in the art. Alternatively, racemic mixtures of such compounds can be separated using, for example, chiral column chromatography, chiral resolving agents and the like.

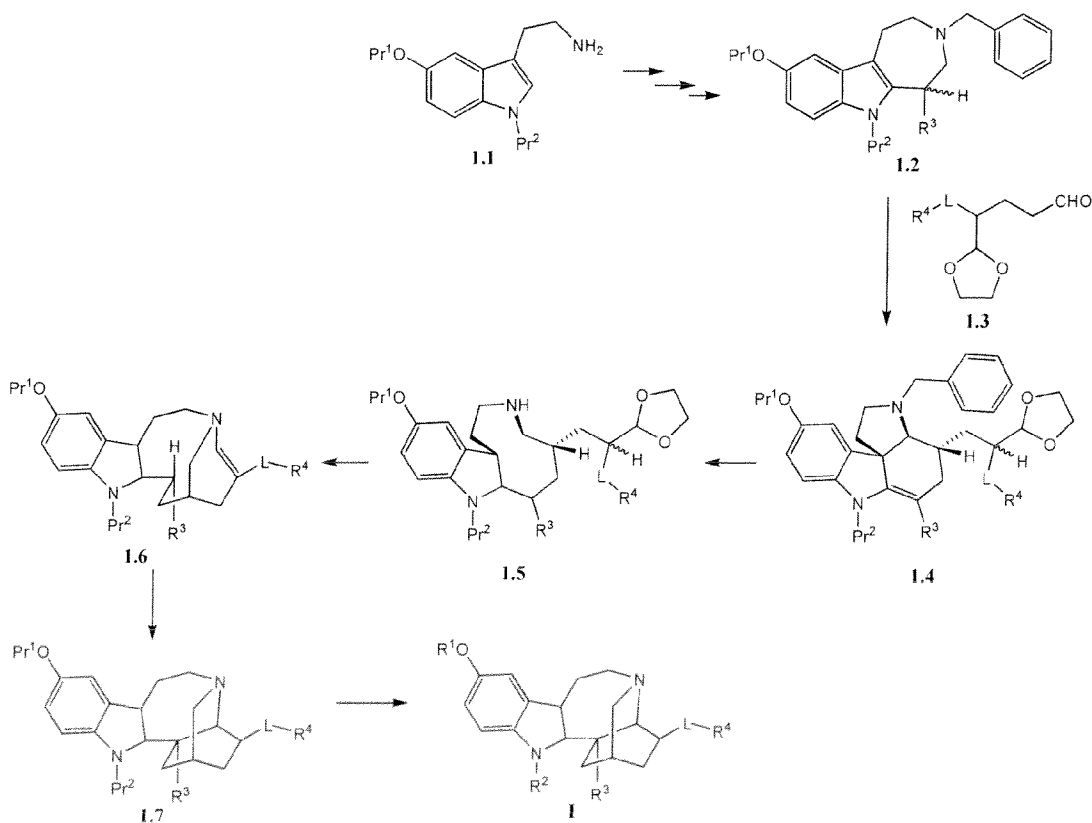
[0123] Still further, some of the compounds defined herein include vinyl groups which can exist in cis, trans or a mixture of cis and trans forms. All combinations of these forms are within the scope of this invention.

[0124] The starting materials for the following reactions are generally known compounds or can be prepared by known procedures or obvious modifications thereof. For example, many of the starting materials are available from commercial suppliers such as Aldrich Chemical Co. (Milwaukee, Wis., USA), Bachem (Torrance, Calif., USA), Emka-Chemce or Sigma (St. Louis, Mo., USA). Others may be prepared by procedures, or obvious modifications thereof, described in standard reference texts such as Fieser and Fieser's

Reagents for Organic Synthesis, Volumes 1-15 (John Wiley and Sons, 1991), Rodd's Chemistry of Carbon Compounds, Volumes 1-5 and Supplementals (Elsevier Science Publishers, 1989), Organic Reactions, Volumes 1-40 (John Wiley and Sons, 1991), March's Advanced Organic Chemistry, (John Wiley and Sons, 4th Edition), and Larock's Comprehensive Organic Transformations (VCH Publishers Inc., 1989).

[0125] Compounds of this invention may be prepared using the starting material **Compound 1.1**, which may be prepared according to Scheme 2, according to known procedures, such as those described in Bornmann, et al., *J. Org. Chem.*, 57:1752 (1992) and U.S. Patent 6,211,360, which are hereby incorporated by reference in their entirety. Scheme 1 shows an exemplary general process for prepare compounds of this invention. The starting materials for the following reactions are generally known compounds or can be prepared by known procedures.

Scheme 1



[0126] Scheme 1 shows an exemplifying procedure to prepare compounds of Formula I, wherein R<sup>2</sup>, R<sup>3</sup>, L and R<sup>4</sup> are as defined herein. **Compound 1.1**, wherein Pr<sup>1</sup> is R<sup>1</sup> as defined herein or a hydroxy protecting group, and Pr<sup>2</sup> is R<sup>2</sup> as defined herein or a protecting group for

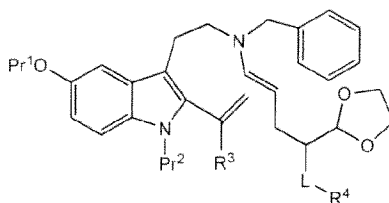
the indole nitrogen, is converted to **Compound 1.2** using the procedure described in Kuehne, et al. *J. Org. Chem.* 50:919 (1985). Hydroxyl protecting groups include a hydrolysable group as defined for Formula I, such as -C(O)R, wherein R is as defined herein, and other hydroxyl protecting groups known in the art, such as a benzyl (Bn) group, 2,4-dichlorobenzyl (DCB), methoxymethyl (MOM), tetrahydropyranyl (THP), acyl (such as acetyl (Ac)) or a silyl group, etc. Other suitable hydroxy protecting groups are known in the art. Protecting groups for the indole nitrogen include arylsulfonyl derivatives (e.g. tosyl (Ts)), carbamates (e.g. fluorenylmethyloxycarbonyl (Fmoc) and tert-butyloxycarbonyl (t-BOC), trialkylsilyl groups (e.g. triisopropylsilyl), N,O-acetals (e.g. (trimethylsilyl)ethoxymethyl ether (SEM)) and certain substituted alkyl groups (e.g. benzyl). The need to protect and the types of protecting groups used for the hydroxy and/or the indole nitrogen will depend on the exact reaction conditions and reagents used in subsequent steps, which would be generally known in the art. When Pr<sup>1</sup> is R<sup>1</sup> and/or Pr<sup>2</sup> is R<sup>2</sup>, they can be retained as part of the final compounds, or may be converted to other groups as defined in Formula I by methods generally known in the art. When Pr<sup>1</sup> and/or Pr<sup>2</sup> are other protecting groups, they can be removed under proper deprotection conditions to provide the free hydroxy group and/or free indole nitrogen, which may be further converted to the R<sup>1</sup> and/or R<sup>2</sup> groups as defined in Formula I.

**[0127]** **Compound 1.2** may react with **Compound 1.3** to give **Compound 1.4** in dry toluene under reflux conditions, and preferably with a Dean-Stark trap with molecular sieves. **Compound 1.3** can be prepared by using methods described in U.S. Patent 6,211,360, which is incorporated by reference in its entirety.

**[0128]** Alternatively, **Compound 1.2** may react with **Compound 1.3** to give a condensation product in an organic solvent, such as alcohol solvents, such as methanol, ethanol, isopropanol, and n-butanol; ester-containing solvents, such as ethyl acetate and isopropyl acetate; ether solvents, such as tetrahydrofuran, diglyme, and dioxane; chlorinate hydrocarbons, such as methylene chloride, chloroform, and carbon tetrachloride; aromatic hydrocarbons, such as benzene, toluene, and xylene; acetonitrile; pyridine; and dimethylformamide. The reaction may proceed under room temperature or under heated conditions, such as refluxing conditions. After the condensation reaction, the condensation product is treated in a suitable solvent with an equivalent amount of an appropriate arylalkyl containing a good leaving group, such as an arylalkyl tosylate, an arylalkyl mesylate, or an arylalkyl halide, such as benzyl bromide, for 0.5 to 72 hours, for example, 16 hours, at 50 °C to 120 °C, which may be at the reflux temperature of the solvent. Suitable solvents include

lower alkanes, such as pentane, hexane, or petroleum ether; aromatic hydrocarbon solvents, such as benzene, toluene, and xylene; alcohols, such as methanol, ethanol, isopropanol, and n-butanol; and ether solvents, such as diethyl ether, diglyme, or tetrahydrofuran.

[0129] Treatment of the above product, with an organic-soluble Lewis base, such as triethylamine, produces a transient enamine acrylate of the formula:



[0130] This reaction can proceed in an organic solvent, including alcohol solvents, such as methanol, ethanol, isopropanol, and n-butanol; ketone solvents, such as acetone, methyl ethyl ketone, and cyclopentanone; ester-containing solvents, such as ethyl acetate and isopropyl acetate; ether solvents, such as tetrahydrofuran, diglyme, and dioxane; chlorinated hydrocarbons, such as methylene chloride, chloroform, and carbon tetrachloride; acetonitrile; pyridine; and dimethylformamide. This reaction can be conducted at any temperature from room temperature to the boiling point of the solvent, for example, from 50 °C to 70 °C for, for example, from 1 to 10 hours. The transient enamine acrylate spontaneously cyclizes to give **Compound 1.4**.

**Compound 1.4** undergoes reduction with a reducing agent, such as NaBH<sub>4</sub>, in the presence of acetic acid, under heating conditions, for example, at a temperature of between 80 °C and 110 °C, or between 85 °C and 95 °C, followed by catalytic hydrogenation in the presence of a catalyst, such as palladium, in a solvent, such as methanol, to provide **Compound 1.5**.

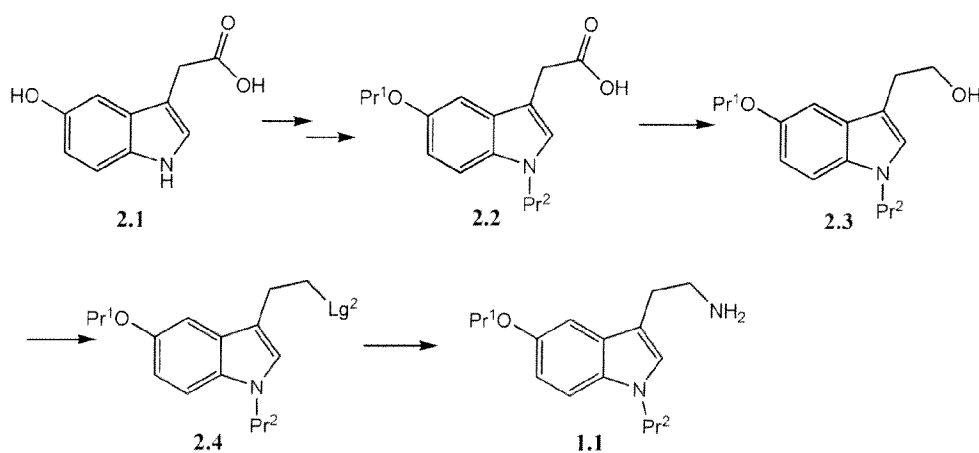
[0131] Hydrolysis of **Compound 1.5** under acidic conditions, for example, with glacial acetic acid and/or hydrochloric acid in a solvent, such as MeOH gives **Compound 1.6**, which undergoes cyclization to give **Compound 1.7** in a dry solvent under heating conditions, for example, in dry toluene at 130 °C.

[0132] Finally, Pr<sup>1</sup> and/or Pr<sup>2</sup> may be removed under suitable deprotection conditions to provide compounds where R<sup>1</sup> and/or R<sup>2</sup> are hydrogen. One or both of these hydrogen atoms may be substituted by a desired R<sup>1</sup> and/or R<sup>2</sup> by reaction with R<sup>1</sup>Lg and/or R<sup>2</sup>Lg, wherein Lg is a leaving group, such as a halo group (e.g., chloro, bromo and iodo), sulfonate esters, such as para-toluenesulfonate or tosylate (OTs), hydroxy or alkoxy group. Further manipulations

of the R<sup>1</sup>, R<sup>2</sup>, R<sup>3</sup> and/or R<sup>4</sup> to provide other embodiments of this invention are apparent to a person skilled in the art.

[0133] In Scheme 2, **Compound 2.1** (5-hydroxyindole-3-acetic acid, which is commercially available, for example, from Sigma-Aldrich Corp.) may be protected to give **Compound 2.2**, wherein Pr<sup>1</sup> and Pr<sup>2</sup> are as defined above. **Compound 2.2** is reduced to the corresponding alcohol **Compound 2.3**, using a reducing agent, such as lithium aluminumhydride. Reduction of **Compound 2.2** to **Compound 2.3** may optionally be conducted via an intermediate aldehyde compound. The hydroxy group of **Compound 2.3** is converted to a leaving group Lg<sup>2</sup>, such as a halo group (e.g., chloro, bromo and iodo), sulfonate esters, such as para-toluenesulfonate or tosylate (OTs), to give **Compound 2.4**. **Compound 2.4** can react with ammonium to give **Compound 1.1** or with a protected ammonium compound, such as NH(t-Boc)<sub>2</sub> to give **Compound 1.1** after deprotection of the protecting group. Other known methods of converting the acid group (-C(O)OH) to an methyl amino group (-CH<sub>2</sub>NH<sub>2</sub>) can also be used.

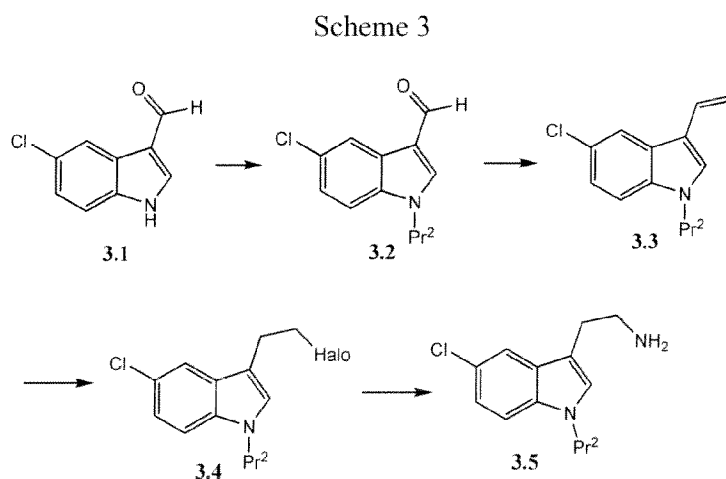
Scheme 2



[0134] By using commercially available 5-bromoindole-3-acetic acid and following Scheme 2, the bromo compound corresponding to **Compound 1.1** can be prepared, which can be used to replace **Compound 1.1** in Scheme 1 to prepare compounds of this invention wherein R is bromo. The bromo atom can be converted to other R groups as defined for Formula 1 using procedures known in the art. For example, reaction with a suitable agent, such as haloalkyl, haloalkenyl, or haloalkynyl, optionally in the presence of a copper (I) or palladium catalyst and/or a base, such as triethylamine, would give compounds where R is

alkyl (when using haloalkenyl or haloalkynyl, the double bond or triple bond can be reduced by hydrogenation).

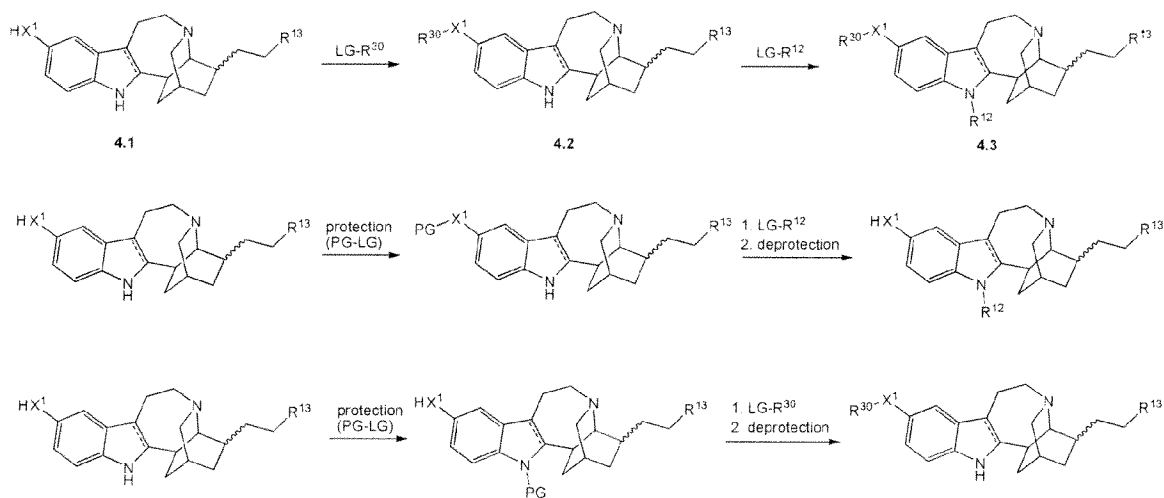
[0135] Scheme 3 shows an example of preparing an intermediate **Compound 3.5**, which may be used in Scheme 1 to replace **Compound 1.1** to prepare compounds of this invention where R is chloro. In Scheme 3, **Compound 3.1** (5-chloroindole-3-carboxaldehyde, which is commercially available, for example, from Sigma-Aldrich Corp.) is protected with Pr<sup>2</sup> to give **Compound 3.2**. **Compound 3.2** may react with a Wittig agent, e.g. Ph<sub>3</sub>PCH<sub>3</sub><sup>+</sup>Br<sup>-</sup>, to give **Compound 3.3**. **Compound 3.3** is converted to **Compound 3.4**, wherein Halo is a halo such as Br or Cl, by reacting with, for example, hydrogen bromide (HBr). **Compound 3.4** can react with ammonium to give **Compound 3.5** or with a protected ammonium compound, such as NH(t-Boc)<sub>2</sub> to give **Compound 3.5** after deprotection of the protecting group. Other known methods of converting the acid group (-C(O)OH) to an methyl amino group (-CH<sub>2</sub>NH<sub>2</sub>) can also be used.



[0136] Further compounds of the present invention can be prepared according to Scheme 4 from noribogaine derivatives (as can be prepared by the synthesis disclosed above, for example) by methods known to one of skill in the art. A skilled artisan would appreciate that the reactivity of the hydroxy group and the indole nitrogen is different so that selectivity can be achieved by selecting suitable reagents and suitable reaction conditions for one of them to react but leaving the other intact to form the desired product. For example, the hydroxy group is expected to selectively react with a carboxylic acid in the presence of triphenylphosphine (Ph<sub>3</sub>P) and diethyl azodicarboxylate (DEAD) to give **Compound 4.1** and **Compound 4.3** where L is -C(O)alkylene or -C(O)arylene. Thus, as shown in Scheme 4, noribogaine derivatives can react with appropriately protected compounds of formula LG-R<sup>30</sup>

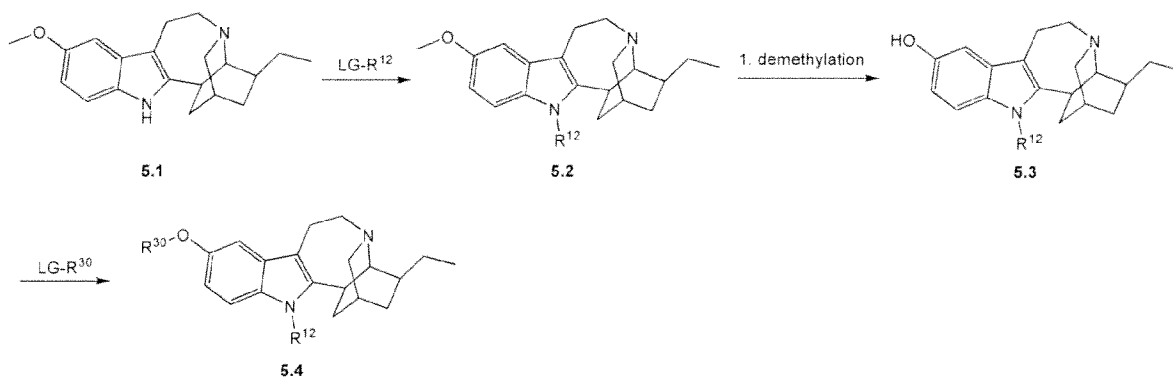
where  $R^{30}$  is  $-L^1-R^{17}$ ,  $-L^1-R^{18}$ ,  $-L^1-R^{19}$  or  $-L^1-CHR^{17}R^{18}$ , LG is a leaving group such as hydroxy, alkoxy, halo, etc., to give **Compound 4.2**, which may further react with  $LG-R^{12}$  to form **Compound 4.3**. In other embodiments (i.e. when  $R^{30}$  is H), the C12-phenol, thiol, or amino group is protected by reaction with a suitable protecting group, PG-LG, where LG is a leaving group such as defined above, such that the indole nitrogen is selectively derivatized with  $R^{12}$ . Suitable protecting groups are well known in the art (see T. W. Greene, P. G. M. Wuts, *Protective Groups in Organic Synthesis*, 4<sup>th</sup> Edition, Wiley-Interscience, New York, 2006). In another alternative embodiment (i.e. when  $R^{12}$  is H), the indole nitrogen is protected with a suitable protecting group, PG (see Greene et al., *supra*), such that the C12-phenol, thiol, or amino group is free to be derivatized with  $R^{30}$ .

Scheme 4



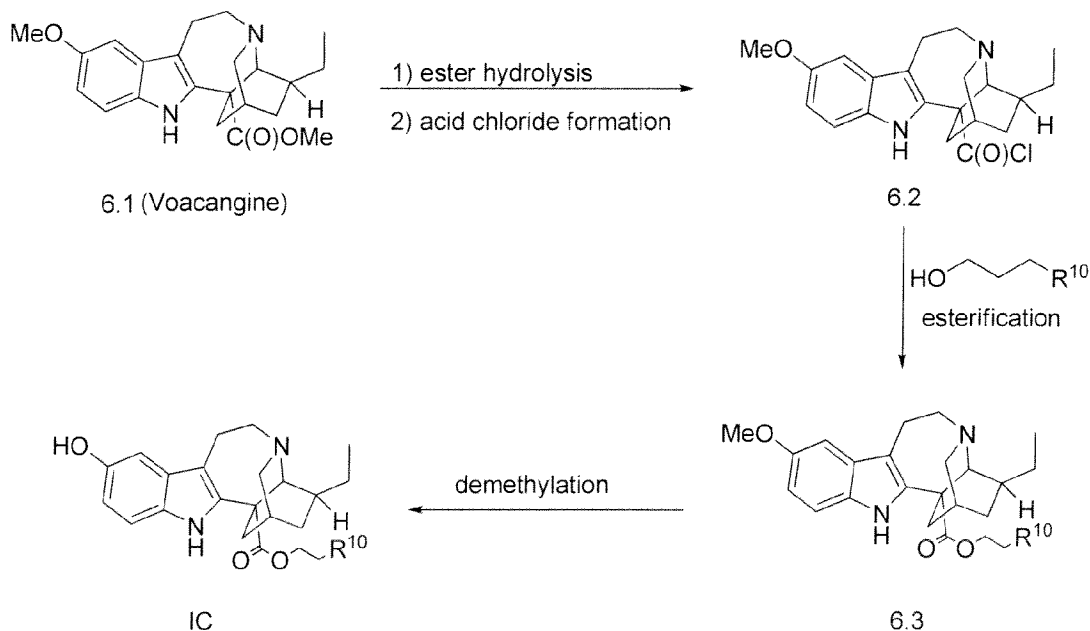
Alternatively, as shown in Scheme 5, certain compounds of this invention may be prepared by reacting ibogaine with  $LG-R^{12}$  to give **Compound 5.1**. **Compound 5.1** can be demethylated by methods known in the art, such as reaction with boron tribromide/methylene chloride at room temperature to give **Compound 5.2**, which may further react with  $LG-R^{30}$  to give **Compound 5.3**.

Scheme 5



[0137] Compounds of formula IC are prepared from a known starting material, voacangine, as shown in the scheme 6 below.

Scheme 6

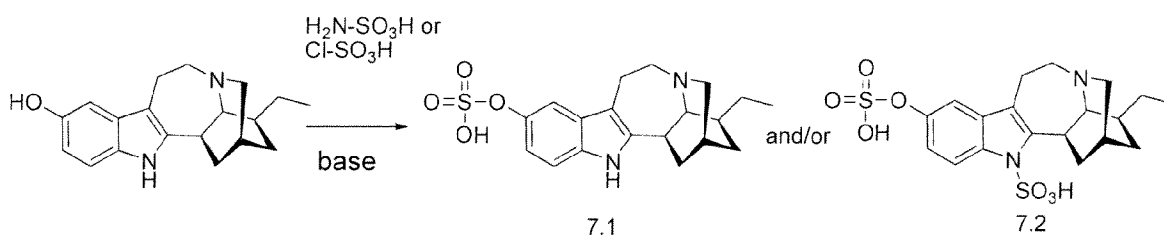


[0138] The carboxymethyl group in Voacangine is hydrolyzed or converted into lithium salt using an organolithium reagent such as butyllithium and propanethiol in a solvent such as HMPA/THF. The lithium salt is then converted to the acid chloride 6.2 by reacting with oxalyl chloride in presence of a base such as pyridine in a solvent such as THF. The acid chloride 6.2 is then esterified with an alcohol to give the ester 6.3. Demethylation of the ester with a reagent such as  $\text{BBr}_3$  in a solvent such as methylene chloride gives compounds of formula IC.

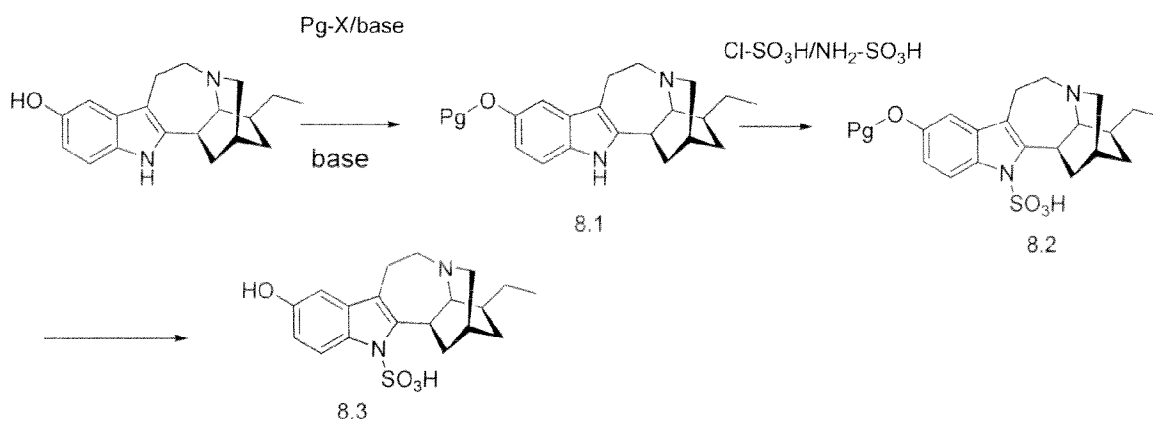
[0139] Alternatively, as shown in Schemes 7 and 8, certain compounds of this invention may be prepared using noribogaine, which may be prepared according to known procedures, such as by demethylating ibogaine by methods known in the art, such as reaction with boron tribromide/methylene chloride at room temperature.

[0140] Schemes 7 and 8 below show reaction schemes for the sulfation of the 12-hydroxyl group and optionally for the disulfation of the 12-hydroxyl group and the indole nitrogen atom. Scheme 8 below shows reaction schemes for selective sulfation of the indole nitrogen atom by protecting the 12-hydroxyl group with a conventional hydroxyl protecting group. A variety of protecting groups, preferably those stable under acidic conditions are useful as the Pg, as will be apparent to the skilled artisan. An ester of the chlorosulfonic acid may be used to prepare an ester of the compound of Formula I. It is also contemplated that the indole nitrogen of noribogaine can be protected, the sulfation carried out on the hydroxy group of noribogaine, following which, the N-protecting group is deprotected. Methods for preparing the N-protected noribogaine will be apparent to the skilled artisan in view of this disclosure.

Scheme 7



Scheme 8



[0141] As shown above, X refers to a leaving group such a chloro, bromo, iodo, or a R<sub>s</sub>-SO<sub>3</sub>-moiety, where R<sub>s</sub> is a C<sub>1</sub>-C<sub>6</sub> alkyl optionally substituted with 1-3 fluoro atoms or R<sub>s</sub> is phenyl optionally substituted with 1-3 halo or C<sub>1</sub>-C<sub>6</sub> alkyl groups.

[0142] The dihydronoribogaine compounds of Formula IB are synthesized by reducing the double bond of the corresponding noribogaine derivative. Various reducing agents well known to the skilled artisan are useful for this purpose. For example, catalytic hydrogenation employing hydrogen and a catalyst such as Pd/C or Pt/C is useful for providing the 9,17 cis, i.e. the  $\alpha,\alpha$  or the  $\beta,\beta$  dihydro compounds. Reagents such as borohydride or aluminum hydrides are useful for providing the  $\alpha,\beta$  or the  $\beta,\alpha$  dihydro compounds.

[0143] As shown in Schemes 7 and 8, the phosphate derivatives at 12-hydroxy group, indole nitrogen, and both positions are synthesized in an analogous manner via phosphorylation instead of sulfation.

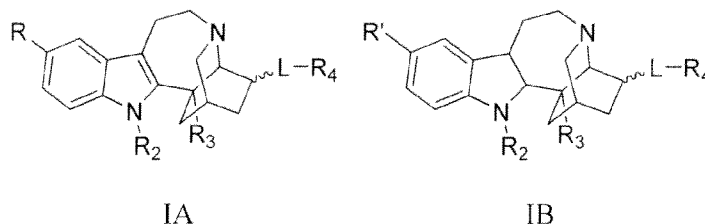
[0144] Compounds of this invention as represented by Formula **1-1** can be prepared from noribogaine using an appropriate phosphate source, such as phosphoric acid or a phosphoramidite such as di-*tert*-butyl N,N-diisopropylphosphoramidite. Compounds of Formula **1-2** can be prepared from compounds of Formula **1-1** using an appropriate phosphate source under known reaction conditions. The reactions are carried out for a period of time sufficient to provide a substantial amount of the product, which can be ascertained by using routine methods such as thin layer chromatography, <sup>1</sup>H-nuclear magnetic resonance (NMR) spectroscopy, and the likes. Compounds of Formula **1-1** and **1-2** can be isolated and optionally purified using standard purification techniques, such as liquid chromatography. Scheme 2 follows much of the chemistry of Scheme 1 with the exception that a blocking (protecting group – Pg) is used to avoid phosphorylation of the 12 hydroxyl group.

[0145] The dihydronoribogaine compounds of Formulas I, I-A, and II are synthesized by reducing the corresponding double bond of noribogaine. Various reducing agents well known to the skilled artisan are useful for this purpose. For example, catalytic hydrogenation employing hydrogen and a catalyst such as Pd/C or Pt/C is useful for providing the 9,17 cis, i.e. the  $\alpha,\alpha$  or the  $\beta,\beta$  dihydro compounds. Reagents such as borohydride or aluminum hydrides are useful for providing the  $\alpha,\beta$  or the  $\beta,\alpha$  dihydro compounds.

[0146] It will be apparent to those skilled in the art that many modifications of the above exemplifying methods, both to materials and methods, may be practiced without departing from the scope of the current invention.

What is claimed is:

1. A compound Formula IA or Formula IB, or a pharmaceutically acceptable salt of each thereof:



wherein

R is  $OR^1$  or  $C_1$ - $C_{12}$  alkyl optionally substituted with 1 to 5  $R^9$ ;

$R^1$  is selected from the group consisting of hydrogen,  $-C(O)OX$ ,  $-SO_2OR^{10}$ , a monophosphate, a diphosphate, a triphosphate, and  $-C(O)N(Y)_2$  where X is  $C_1$ - $C_6$  alkyl optionally substituted with 1 to 5  $R^9$ , and each Y is independently selected from the group consisting of hydrogen,  $C_1$ - $C_6$  alkyl optionally substituted with 1 to 5  $R^9$ ,  $C_6$ - $C_{14}$  aryl optionally substituted with 1 to 5  $R^9$ ,  $C_3$ - $C_{10}$  cycloalkyl optionally substituted with 1 to 5  $R^9$ ,  $C_1$ - $C_{10}$  heteroaryl having 1 to 4 heteroatoms and which is optionally substituted with 1 to 5  $R^9$ ,  $C_1$ - $C_{10}$  heterocyclic having 1 to 4 heteroatoms and which is optionally substituted with 1 to 5  $R^9$ , or where each Y, together with the nitrogen atom bound thereto form either a  $C_1$ - $C_6$  heterocyclic having 1 to 4 heteroatoms and which is optionally substituted with 1 to 5  $R^9$ , or a  $C_1$ - $C_6$  heteroaryl having 1 to 4 heteroatoms and which is optionally substituted with 1 to 5  $R^9$ ;

$R'$  is halo,  $OR^{20}$ , or  $C_1$ - $C_{12}$  alkyl optionally substituted with 1 to 5  $R^9$ ;

$R^{20}$  is selected from the group consisting of hydrogen,  $-C(O)X$ ,  $-C(O)OX$  and  $-C(O)N(Y)_2$  where X and Y are defined as above;

$R^2$  is hydrogen,  $-SO_2OR^{10}$ , a monophosphate, a diphosphate, or a triphosphate;

$R^3$  is selected from the group consisting of hydrogen,  $-(CH_2)_mOR^7$ ,  $-CR^6(OH)R^7$ ,  $-(CH_2)_mCN$ ,  $-(CH_2)_mCOR^7$ ,  $-(CH_2)_mCO_2R^7$ ,  $-(CH_2)_mC(O)NR^6R^7$ ,  $-(CH_2)_mC(O)NR^6NR^7R^7$ ,  $-(CH_2)_mC(O)NR^6NR^7C(O)R^8$ , and  $-(CH_2)_mNR^6R^7$ ;

m is 0, 1, or 2;

L is a bond or C<sub>1</sub>-C<sub>12</sub> alkylene;

R<sup>4</sup> is selected from the group consisting of C<sub>1</sub>-C<sub>12</sub> alkyl substituted with 1 to 5 R<sup>9</sup>, C<sub>2</sub>-C<sub>12</sub> alkenyl substituted with 1 to 5 R<sup>9</sup>, -X<sup>2</sup>-R<sup>6</sup>, -(X<sup>2</sup>-Y<sup>2</sup>)<sub>n</sub>-X<sup>2</sup>-R<sup>6</sup>, -SO<sub>2</sub>NR<sup>6</sup>R<sup>7</sup>, -O-C(O)R<sup>8</sup>, -C(O)OR<sup>7</sup>, -C(O)NR<sup>6</sup>R<sup>7</sup>, -NR<sup>6</sup>R<sup>7</sup>, -NHC(O)R<sup>8</sup>, and -NR<sup>6</sup>C(O)R<sup>8</sup>;

X<sup>2</sup> is selected from the group consisting of O and S;

Y<sup>2</sup> is C<sub>1</sub>-C<sub>4</sub> alkylene or C<sub>6</sub>-C<sub>10</sub> arylene, or a combination thereof;

n is 1, 2, or 3;

R<sup>6</sup> and R<sup>7</sup> are each independently selected from the group consisting of hydrogen, C<sub>1</sub>-C<sub>12</sub> alkyl optionally substituted with 1 to 5 R<sup>9</sup>, C<sub>1</sub>-C<sub>6</sub> heterocycle having 1 to 4 heteroatoms which is optionally substituted with 1 to 5 R<sup>9</sup>, C<sub>3</sub>-C<sub>10</sub> cycloalkyl optionally substituted with 1 to 5 R<sup>9</sup>, C<sub>6</sub>-C<sub>10</sub> aryl optionally substituted with 1 to 5 R<sup>9</sup> and C<sub>1</sub>-C<sub>6</sub> heteroaryl having 1 to 4 heteroatoms optionally substituted with 1 to 5 R<sup>9</sup>;

or

R<sup>6</sup> and R<sup>7</sup> are joined to form C<sub>1</sub>-C<sub>6</sub> heterocycle having 1 to 4 heteroatoms which is optionally substituted with 1 to 5 R<sup>9</sup>;

R<sup>8</sup> is selected from the group consisting of C<sub>1</sub>-C<sub>12</sub> alkyl optionally substituted with 1 to 5 R<sup>9</sup>, C<sub>1</sub>-C<sub>6</sub> heterocycle having 1 to 4 heteroatoms optionally substituted with 1 to 5 R<sup>9</sup>, C<sub>3</sub>-C<sub>10</sub> cycloalkyl optionally substituted with 1 to 5 R<sup>9</sup>, C<sub>6</sub>-C<sub>10</sub> aryl optionally substituted with 1 to 5 R<sup>9</sup> and C<sub>1</sub>-C<sub>6</sub> heteroaryl having 1 to 4 heteroatoms optionally substituted with 1 to 5 R<sup>9</sup>;

R<sup>9</sup> is selected from the group consisting of C<sub>1</sub>-C<sub>4</sub> alkyl, phenyl, halo, -OH, -OR<sup>10</sup>, -CN, -COR<sup>10</sup>, -CO<sub>2</sub>R<sup>10</sup>, -C(O)NHR<sup>10</sup>, -NR<sup>10</sup>R<sup>10</sup>, -C(O)NR<sup>10</sup>R<sup>10</sup>, -C(O)NHNHR<sup>10</sup>, -C(O)NR<sup>10</sup>NHR<sup>10</sup>, -C(O)NR<sup>10</sup>NR<sup>10</sup>R<sup>10</sup>, -C(O)NHNR<sup>10</sup>C(O)R<sup>10</sup>, -C(O)NHNHC(O)R<sup>10</sup>, -SO<sub>2</sub>NR<sup>10</sup>R<sup>10</sup>, -C(O)NR<sup>10</sup>NR<sup>10</sup>C(O)R<sup>10</sup>, -NHC(O)R<sup>10</sup>, C<sub>1</sub>-C<sub>6</sub> heterocycle having 1 to 4 heteroatoms optionally substituted with 1 to 5 R<sup>10</sup>, and -C(O)NR<sup>10</sup>NHC(O)R<sup>10</sup>; and

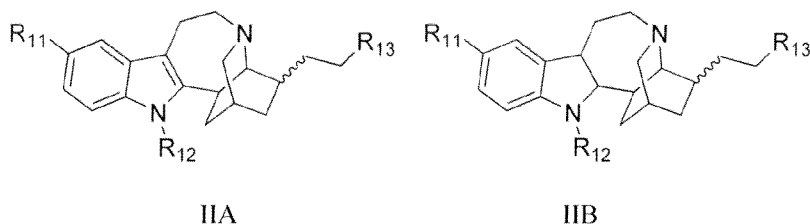
R<sup>10</sup> is C<sub>1</sub>-C<sub>12</sub> alkyl;

provided that:

for the compound of Formula IA, when R is -OH or C<sub>1</sub>-C<sub>12</sub> alkyl optionally substituted with 1 to 5 R<sup>9</sup>, then R<sup>3</sup> is hydrogen; and

for the compound of Formula IA, when R<sup>3</sup> is hydrogen, and -L-R<sup>4</sup> is ethyl, then R is not -OR<sup>1</sup>.

2. A compound of Formula IIA or Formula IIB, or a pharmaceutically acceptable salt of each thereof:



wherein

wherein

R<sup>11</sup> is halo, -OH, -SH, -NH<sub>2</sub>, -S(O)<sub>2</sub>N(R<sup>16</sup>)<sub>2</sub>, -X<sup>1</sup>-L<sup>1</sup>-R<sup>17</sup>, -X<sup>1</sup>-L<sup>1</sup>-R<sup>18</sup>, -X<sup>1</sup>-L<sup>1</sup>-R<sup>19</sup>, or -X<sup>1</sup>-L<sup>1</sup>-CHR<sup>17</sup>R<sup>18</sup>, where X<sup>1</sup> is O, S or NR<sup>16</sup>, or -O-Q, where Q is -SO<sub>2</sub>-(C<sub>1</sub>-C<sub>12</sub> alkyl), a monophosphate, a diphosphate, or a triphosphate;

L<sup>1</sup> is alkylene, arylene, -C(O)-alkylene, -C(O)-arylene, -C(O)O-arylene, -C(O)O-alkylene, -C(O)NR<sup>19</sup>-alkylene, -C(O)NR<sup>19</sup>-arylene, -C(NR<sup>19</sup>)NR<sup>19</sup>-alkylene or -C(NR<sup>19</sup>)NR<sup>19</sup>-arylene, wherein L<sup>1</sup> is configured such that -O-L<sup>1</sup>-R<sup>17</sup> is -OC(O)-alkylene-R<sup>17</sup>, -OC(O)O-arylene-R<sup>17</sup>, -OC(O)O-alkylene-R<sup>17</sup>, -OC(O)-arylene-R<sup>17</sup>, -OC(O)NR<sup>19</sup>-alkylene-R<sup>17</sup>, -OC(O)NR<sup>19</sup>-arylene-R<sup>17</sup>, -OC(NR<sup>19</sup>)NR<sup>19</sup>-alkylene-R<sup>17</sup> or -OC(NR<sup>19</sup>)NR<sup>19</sup>-arylene-R<sup>17</sup>, and wherein the alkylene and arylene are optionally substituted with 1 to 2 R<sup>15</sup>;

R<sup>12</sup> is hydrogen, -S(O)<sub>2</sub>OR<sup>19</sup>, -S(O)<sub>2</sub>R<sup>19</sup>, -C(O)R<sup>14</sup>, -C(O)NR<sup>14</sup>R<sup>14</sup>, -C(O)OR<sup>14</sup>, C<sub>1</sub>-C<sub>12</sub> alkyl optionally substituted with 1 to 5 R<sup>15</sup>, C<sub>1</sub>-C<sub>12</sub> alkenyl optionally substituted with 1 to 5 R<sup>15</sup>, aryl optionally substituted with 1 to 5 R<sup>15</sup>, -SO<sub>2</sub>-(C<sub>1</sub>-C<sub>12</sub> alkyl), a monophosphate, a diphosphate, or a triphosphate;

R<sup>13</sup> is hydrogen, halo, -OR<sup>16</sup>, -CN, C<sub>1</sub>-C<sub>12</sub> alkyl, C<sub>1</sub>-C<sub>12</sub> alkoxy, aryl or aryloxy, where the alkyl, alkoxy, aryl, and aryloxy are optionally substituted with 1 to 5 R<sup>15</sup>;

each R<sup>14</sup> is independently selected from the group consisting of hydrogen, C<sub>1</sub>-C<sub>12</sub> alkyl, C<sub>2</sub>-C<sub>12</sub> alkenyl, C<sub>2</sub>-C<sub>12</sub> alkynyl, aryl, heteroaryl, and heterocycle, and

wherein the alkyl, alkenyl, alkynyl, aryl, heteroaryl, and heterocycle are optionally substituted with 1 to 5 R<sup>15</sup>;

R<sup>15</sup> is selected from the group consisting of phenyl, halo, -OR<sup>16</sup>, -CN, -COR<sup>16</sup>, -CO<sub>2</sub>R<sup>16</sup>, -NR<sup>16</sup>R<sup>16</sup>, -NR<sup>16</sup>C(O)R<sup>16</sup>, -NR<sup>16</sup>SO<sub>2</sub>R<sup>16</sup>, -C(O)NR<sup>16</sup>R<sup>16</sup>, -C(O)NR<sup>16</sup>NR<sup>16</sup>R<sup>16</sup>, -SO<sub>2</sub>NR<sup>16</sup>R<sup>16</sup> and -C(O)NR<sup>16</sup>NR<sup>16</sup>C(O)R<sup>16</sup>;

each R<sup>16</sup> is independently hydrogen or C<sub>1</sub>-C<sub>12</sub> alkyl optionally substituted with from 1 to 3 halo;

R<sup>17</sup> is hydrogen, -C(O)R<sup>19</sup>, -C(O)OR<sup>19</sup>, -C(O)N(R<sup>19</sup>)<sub>2</sub> or -N(R<sup>19</sup>)C(O)R<sup>19</sup>;

R<sup>18</sup> is hydrogen, -N(R<sup>19</sup>)<sub>2</sub>, -C(O)N(R<sup>19</sup>)<sub>2</sub>, -C(NR<sup>19</sup>)N(R<sup>19</sup>)<sub>2</sub>, -C(NSO<sub>2</sub>R<sup>19</sup>)N(R<sup>19</sup>)<sub>2</sub>, -NR<sup>19</sup>C(O)N(R<sup>19</sup>)<sub>2</sub>, -NR<sup>19</sup>C(S)N(R<sup>19</sup>)<sub>2</sub>, -NR<sup>19</sup>C(NR<sup>19</sup>)N(R<sup>19</sup>)<sub>2</sub>, -NR<sup>19</sup>C(NSO<sub>2</sub>R<sup>19</sup>)N(R<sup>19</sup>)<sub>2</sub> or tetrazole; and

each R<sup>19</sup> is independently selected from the group consisting of hydrogen, C<sub>1</sub>-C<sub>12</sub> alkyl and aryl;

provided that:

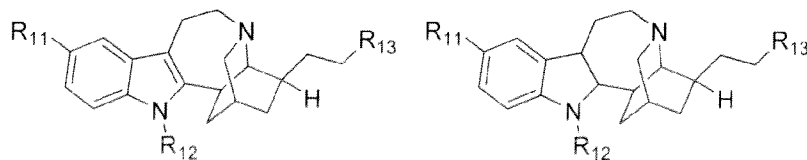
for the compound of Formula IIA:

when R<sup>12</sup> and R<sup>13</sup> are hydrogen, then R<sup>11</sup> is not hydroxy;

when R<sup>13</sup> is hydrogen, R is -O-L<sup>1</sup>-R<sup>17</sup>, -O-L<sup>1</sup>-R<sup>18</sup>, -O-L<sup>1</sup>-R<sup>19</sup>, and L<sup>1</sup> is alkylene, then -O-L<sup>1</sup>-R<sup>17</sup>, -O-L<sup>1</sup>-R<sup>18</sup>, -O-L<sup>1</sup>-R<sup>19</sup> are not methoxy; and

when R<sup>13</sup> is hydrogen, X<sup>1</sup> is O, L is -C(O)-alkylene, -C(O)-arylene, -C(O)O-arylene, -C(O)O-alkylene, -C(O)NR<sup>19</sup>-alkylene, or -C(O)NR<sup>19</sup>-arylene, then none of R<sup>17</sup>, R<sup>18</sup> or R<sup>19</sup> are hydrogen.

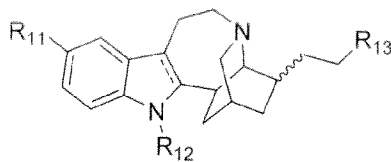
3. The compound of claim 2, represented by Formula IIC or Formula IID, or a pharmaceutically acceptable salt of each thereof:



IIC

IID

4. The compound of claim 2, wherein R<sup>11</sup> is halo.
5. The compound of claim 2, wherein R<sup>11</sup> is bromo.
6. The compound of claim 2, wherein R<sup>11</sup> is -OH, -O-L<sup>1</sup>-R<sup>17</sup>, -O-L<sup>1</sup>-R<sup>18</sup>, -O-L<sup>1</sup>-R<sup>19</sup> or -O-L<sup>1</sup>-CHR<sup>17</sup>R<sup>18</sup>.
7. The compound of claim 2, wherein R<sup>11</sup> is -SH, -S-L<sup>1</sup>-R<sup>17</sup>, -S-L<sup>1</sup>-R<sup>18</sup>, -S-L<sup>1</sup>-R<sup>19</sup> or -S-L<sup>1</sup>-CHR<sup>17</sup>R<sup>18</sup>.
8. The compound of claim 2, wherein R<sup>11</sup> is -NH<sub>2</sub>, -NR<sup>16</sup>-L<sup>1</sup>-R<sup>17</sup>, -NR<sup>16</sup>-L<sup>1</sup>-R<sup>18</sup>, -NR<sup>16</sup>-L<sup>1</sup>-R<sup>19</sup> or -NR<sup>16</sup>-L<sup>1</sup>-CHR<sup>17</sup>R<sup>18</sup>.
9. The compound of claim 2, wherein R<sup>11</sup> is -S(O)<sub>2</sub>N(R<sup>16</sup>)<sub>2</sub>.
10. The compound of claim 2, wherein R<sup>11</sup> is -Cl, -Br, -I, -OC(O)CH<sub>2</sub>CH<sub>3</sub>, -OC(O)CH<sub>2</sub>Ph, -OC(O)OCH<sub>2</sub>CH<sub>3</sub>, -OC(O)OCH<sub>2</sub>Ph, -OC(O)NH(CH(CH<sub>3</sub>)Ph), -OC(NPh)NHCH<sub>2</sub>CH<sub>3</sub>, -OC(O)NHCH<sub>2</sub>Ph, -NH<sub>2</sub>, -NHC(O)C(CH<sub>3</sub>)<sub>3</sub>, -NHC(O)CF<sub>3</sub>, -NHC(O)CH<sub>2</sub>Ph, -NHC(O)OCH<sub>2</sub>Ph, -NHC(O)NH(CH(CH<sub>3</sub>)Ph), -SH, -SC(O)OCH<sub>2</sub>Ph, -SC(O)NH(CH(CH<sub>3</sub>)Ph), -SC(O)CH<sub>2</sub>CH<sub>2</sub>OP(O)(OH)<sub>2</sub>, -OC(O)CH<sub>2</sub>CH<sub>2</sub>CH(NH<sub>2</sub>)(CO<sub>2</sub>H), -O-(2-OH-C<sub>6</sub>H<sub>3</sub>)CH<sub>2</sub>CH(NH<sub>2</sub>)(CO<sub>2</sub>H) or -NHC(O)CH<sub>2</sub>CH<sub>2</sub>CH(NH<sub>2</sub>)(CO<sub>2</sub>H).
11. The compound of claim 2, wherein R<sup>12</sup> is hydrogen.
12. The compound of claim 2, wherein R<sup>12</sup> is -CH<sub>2</sub>CH<sub>3</sub>, -CH<sub>2</sub>CHCH<sub>2</sub>, -CH<sub>2</sub>Ph, -C(O)O(CI<sub>2</sub>)<sub>2</sub>N(CH<sub>3</sub>)<sub>2</sub> or -C(O)CH<sub>2</sub>(CH<sub>2</sub>)<sub>2</sub>SO<sub>2</sub>N(CH<sub>3</sub>)<sub>2</sub>.
13. The compound of claim 2, wherein R<sup>13</sup> is hydrogen.
14. The compound of claim 2, wherein R<sup>13</sup> is alkyl substituted with from 1 to 3 halo.
15. The compound of claim 2, wherein R<sup>13</sup> is trifluoromethyl.
16. The compound of claim 2, wherein R<sup>13</sup> is -OCH<sub>3</sub>, -OCH<sub>2</sub>CH<sub>3</sub>, -OCH<sub>2</sub>Ph or -CN.
17. A compound of Formula IIE or a pharmaceutically acceptable salt thereof.



IIE

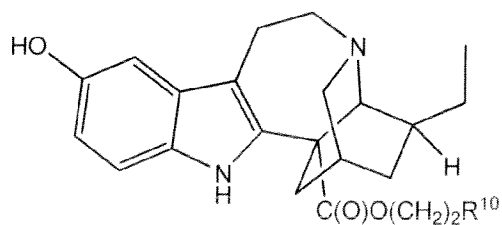
wherein the compound is selected from the group consisting of compounds wherein R<sup>11</sup>, R<sup>12</sup>, R<sup>13</sup> are defined as follows:

No.	R <sup>11</sup>	R <sup>12</sup>	R <sup>13</sup>	-----
1	Cl	H	H	double bond
2	Br	H	H	double bond
3	I	H	H	double bond
4	-OC(O)CH <sub>2</sub> CH <sub>3</sub>	H	H	double bond
5	-OC(O)CH <sub>2</sub> Ph	H	H	double bond
6	-OC(O)OCH <sub>2</sub> CH <sub>3</sub>	H	H	double bond
7	-OC(O)OCH <sub>2</sub> Ph	H	H	double bond
8	-OC(O)NH(CH(CI <sub>3</sub> )Ph)	H	H	double bond
9	-OC(NPh)NHCH <sub>2</sub> CH <sub>3</sub>	H	H	double bond
10	-OC(O)NHCH <sub>2</sub> Ph	H	H	double bond
11	-NH <sub>2</sub>	H	H	double bond
12	-NHC(O)C(CH <sub>3</sub> ) <sub>3</sub>	H	H	double bond
13	-NHC(O)CF <sub>3</sub>	H	H	double bond
14	-NHC(O)CH <sub>2</sub> Ph	H	H	double bond

No.	R <sup>11</sup>	R <sup>12</sup>	R <sup>13</sup>	-----
15	-NHC(O)OCH <sub>2</sub> Ph	H	H	double bond
16	-NHC(O)NH(CH(CH <sub>3</sub> )Ph)	H	H	double bond
17	-SH	H	H	double bond
18	-SC(O)OCH <sub>2</sub> Ph	H	H	double bond
19	-SC(O)NH(CH(CH <sub>3</sub> )Ph)	H	H	double bond
20	-SC(O)CH <sub>2</sub> CH <sub>2</sub> OP(O)(OH) <sub>2</sub>	H	H	double bond
21	-OC(O)CH <sub>2</sub> CH <sub>2</sub> CH(NH <sub>2</sub> )(CO <sub>2</sub> H)	H	H	double bond
22	-O-(2-OH-C <sub>6</sub> H <sub>3</sub> )CH <sub>2</sub> CH(NH <sub>2</sub> )(CO <sub>2</sub> H)	H	H	double bond
23	-NHC(O)CH <sub>2</sub> CH <sub>2</sub> CH(NH <sub>2</sub> )(CO <sub>2</sub> H)	H	H	double bond
24	-OH	H	H	single bond
25	Cl	H	H	single bond
26	Br	H	H	single bond
27	I	H	H	single bond
28	-OC(O)CH <sub>2</sub> CH <sub>3</sub>	H	H	single bond
29	-OC(O)OCH <sub>2</sub> Ph	H	H	single bond
30	-OC(O)NH(CH(CH <sub>3</sub> )Ph)	H	H	single bond
31	-OC(O)NHCH <sub>2</sub> Ph	H	H	single bond
32	-NH <sub>2</sub>	H	H	single bond
33	-NHC(O)C(CH <sub>3</sub> ) <sub>3</sub>	H	H	single bond

No.	R <sup>11</sup>	R <sup>12</sup>	R <sup>13</sup>	-----
34	-NHC(O)NH(CH(CH <sub>3</sub> )Ph)	H	H	single bond
35	-SH	H	H	single bond
36	-SC(O)OCH <sub>2</sub> Ph	H	H	single bond
37	-OH	-CH <sub>2</sub> CH <sub>3</sub>	H	double bond
38	-OH	-CH <sub>2</sub> CHCH <sub>2</sub>	H	double bond
39	-OH	-CH <sub>2</sub> Ph	H	double bond
40	-OH	-C(O)O(CH <sub>2</sub> ) <sub>2</sub> N(CH <sub>3</sub> ) <sub>2</sub>	H	double bond
41	-OH	-C(O)CH <sub>2</sub> (CH <sub>2</sub> ) <sub>2</sub> SO <sub>2</sub> N(CH <sub>3</sub> ) <sub>2</sub>	H	double bond
42	-OH	H	-OCH <sub>2</sub> CH <sub>3</sub>	double bond
43	-OH	H	-OCH <sub>2</sub> Ph	double bond
44	-OH	H	-CF <sub>3</sub>	double bond
45	-OH	H	-OH	double bond
46	-OH	H	-CN	double bond




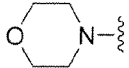
18. A compound of formula IC:



1C

or a pharmaceutically acceptable salt thereof, wherein the compound is selected from the group consisting of compounds wherein R<sup>10</sup> is defined as follows:

**Table 2**

No.	R <sup>10</sup>
47	NMe <sub>2</sub>
48	OH
49	NHC(O)Me
50	OMe
51	
52	
53	
54	

19. A composition comprising a compound of claim 1 or 2 and a pharmaceutically acceptable excipient.
20. A method of treating pain and/or addiction in a patient, comprising administering to said patient a compound of claim 1 or 2 or a pharmaceutically acceptable salt thereof or a composition of claim 19.
21. The method of claim 20, which method is for treating neuropathic pain.
22. The method of claim 20, which method is for treating nociceptive pain.
23. The method of claim 20, which method alleviates a symptom associated with withdrawal from drug dependency selected from the group consisting of nausea, vomiting, anxiety, abdominal cramps, muscle pain, chills and headache.

24. The method of claim 20, wherein the addiction is an addicted to cocaine, alcohol, amphetamines or combinations thereof.
25. The method of claim 20, further comprising administering to the patient an opioid antagonist selected from the group consisting of naloxone, naltrexone and nalorphine.
26. A method of treating nicotine addiction in a patient comprising administering to said patient an effective amount of a compound of claim 1 or 2 or a pharmaceutically acceptable salt thereof or a composition of claim 19.
27. A method of inhibiting  $\alpha 3\beta 4$  nicotinic acetylcholine receptors comprising administering an effective amount of a compound of claim 1 or 2 or a pharmaceutically acceptable salt thereof or a composition of claim 19.

## INTERNATIONAL SEARCH REPORT

International application No.

PCT/US 12/71052

<b>A. CLASSIFICATION OF SUBJECT MATTER</b> IPC(8) - A61K 31/55 (2013.01) USPC - 514/214.03 According to International Patent Classification (IPC) or to both national classification and IPC		
<b>B. FIELDS SEARCHED</b> Minimum documentation searched (classification system followed by classification symbols) IPC(8): A61K 31/55 (2013.01) USPC: 514/214.03 (text search)		
Documentation searched other than minimum documentation to the extent that such documents are included in the fields searched USPC: 540/579, 581 (text search) Find search terms below		
Electronic data base consulted during the international search (name of data base and, where practicable, search terms used) PubWEST (PGPB,USPT,USOC,EPAB,JPAB), Google Scholar, SureChem, PatBase noribogaine, 12-hydroxyibogamine, ibogaine, ibogamine, derivative, analog, prodrug, sulfonylamino, aminosulfonyl, composition		
<b>C. DOCUMENTS CONSIDERED TO BE RELEVANT</b>		
Category*	Citation of document, with indication, where appropriate, of the relevant passages	Relevant to claim No.
X -- Y	US 3,557,126 A (SALLAY) 19 January 1971 (19.01.1971) col 1, ln 50-70; col 4, ln 64-71; col 12, ln 50-75	2-5, 8, 10-11, 13, 17 and 19/2  6-7, 9, 12, 14-16 and 18
Y	US 6,211,360 B1 (GLICK et al.) 03 April 2001 (03.04.2001) col 2, ln 30-67; col 3, ln 2-18; col 4, ln 34-44; col 5, ln 5-10; col 6, ln 57-63; col 12, ln 16-24	1, 6-7, 12, 14-16, 18 and 19/1
Y	LAYER et al. 'Structurally modified ibogaine analogs exhibit different affinities for NMDA receptors', European Journal of Pharmacology, 1996, Vol.309, pp 159-165. [Retrieved from the internet on 17 February 2013 from the URL:<http://www.if-an.krakow.pl> Abstract; pg 162, Table 1; pg 163, Table 2; col 2, para 2	1 and 19/1
Y	US 2003/0158202 A1 (CALDIROLA et al.) 21 August 2003 (21.08.2003) para [0013], [0025]-[0028], [0044]-[0045], [0050]-[0052], [0159]-[0160]	9
A	US 6,348,456 B1 (MASH et al.) 19 February 2002 (19.02.2002) col 3, ln 24 - col 4, ln 67	1-19
X,E	US 8,362,007 B1 (MASH et al.) 29 January 2013 (29.01.2013) Entire Document	1-19
<input type="checkbox"/> Further documents are listed in the continuation of Box C. <input type="checkbox"/>		
* Special categories of cited documents: "A" document defining the general state of the art which is not considered to be of particular relevance "E" earlier application or patent but published on or after the international filing date "L" document which may throw doubts on priority claim(s) or which is cited to establish the publication date of another citation or other special reason (as specified) "O" document referring to an oral disclosure, use, exhibition or other means "P" document published prior to the international filing date but later than the priority date claimed "T" later document published after the international filing date or priority date and not in conflict with the application but cited to understand the principle or theory underlying the invention "X" document of particular relevance; the claimed invention cannot be considered novel or cannot be considered to involve an inventive step when the document is taken alone "Y" document of particular relevance; the claimed invention cannot be considered to involve an inventive step when the document is combined with one or more other such documents, such combination being obvious to a person skilled in the art "&" document member of the same patent family		
Date of the actual completion of the international search 17 February 2013 (17.02.2013)		Date of mailing of the international search report <b>11 MAR 2013</b>
Name and mailing address of the ISA/US Mail Stop PCT, Attn: ISA/US, Commissioner for Patents P.O. Box 1450, Alexandria, Virginia 22313-1450 Facsimile No. 571-273-3201		Authorized officer: Lee W. Young PCT Helpdesk: 571-272-4300 PCT OSP: 571-272-7774

# INTERNATIONAL SEARCH REPORT

International application No.

PCT/US 12/71052

## Box No. II Observations where certain claims were found unsearchable (Continuation of item 2 of first sheet)

This international search report has not been established in respect of certain claims under Article 17(2)(a) for the following reasons:

1.  Claims Nos.:  
because they relate to subject matter not required to be searched by this Authority, namely:
  
2.  Claims Nos.:  
because they relate to parts of the international application that do not comply with the prescribed requirements to such an extent that no meaningful international search can be carried out, specifically:
  
3.  Claims Nos.: 20-27  
because they are dependent claims and are not drafted in accordance with the second and third sentences of Rule 6.4(a).

## Box No. III Observations where unity of invention is lacking (Continuation of item 3 of first sheet)

This International Searching Authority found multiple inventions in this international application, as follows:

1.  As all required additional search fees were timely paid by the applicant, this international search report covers all searchable claims.
2.  As all searchable claims could be searched without effort justifying additional fees, this Authority did not invite payment of additional fees.
3.  As only some of the required additional search fees were timely paid by the applicant, this international search report covers only those claims for which fees were paid, specifically claims Nos.:
  
4.  No required additional search fees were timely paid by the applicant. Consequently, this international search report is restricted to the invention first mentioned in the claims; it is covered by claims Nos.:

### Remark on Protest

- The additional search fees were accompanied by the applicant's protest and, where applicable, the payment of a protest fee.
- The additional search fees were accompanied by the applicant's protest but the applicable protest fee was not paid within the time limit specified in the invitation.
- No protest accompanied the payment of additional search fees.