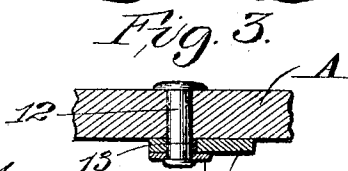
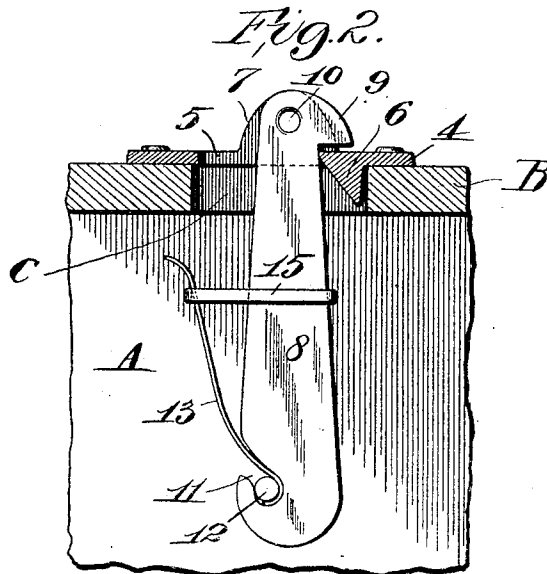
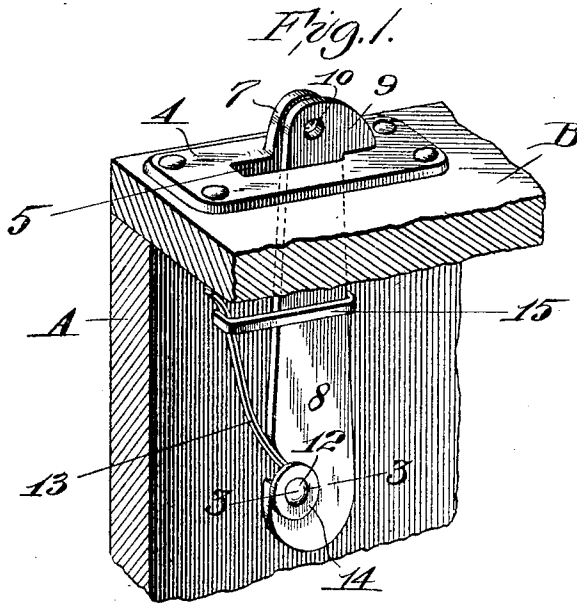


C. W. BEEHLER.
BOX FASTENER.

APPLICATION FILED JAN. 26, 1905.



Witnesses:

Wm. H. Scott
M. Smith

Inventor:

Charles W. Beehler
by *Wright Bros* attys.

UNITED STATES PATENT OFFICE.

CHARLES W. BEEHLER, OF ST. LOUIS, MISSOURI.

BOX-FASTENER.

No. 805,621.

Specification of Letters Patent.

Patented Nov. 28, 1905.

Application filed January 26, 1905. Serial No. 242,756.

To all whom it may concern:

Be it known that I, CHARLES W. BEEHLER, a citizen of the United States, residing in the city of St. Louis, in the State of Missouri, have invented certain new and useful Improvements in Box-Fasteners, of which the following is a full, clear, and exact description, reference being had to the accompanying drawings, forming part of this specification.

My invention relates to a fastener for securing the lids of shipping-boxes.

Figure 1 is a perspective view of my box-fastener shown applied to fragments of a shipping-box and its lid. Fig. 2 is a view of fragments of the box and lid with the fastener-latch shown in elevation and the latch-receiving plate in vertical section. Fig. 3 is a cross-section taken on line 3 3, Fig. 1.

A designates part of the front wall of a box, and B part of the box-lid. In the lid B is an aperture C.

4 designates a latch-receiving plate secured to the box-lid at the location of the aperture therein. This plate is provided with an aperture 5, that registers with the lid-aperture, and projecting downwardly from the lower side of the latch-plate is an inclined tongue 6, (see Fig. 2,) that is located at one end of the aperture in said plate.

7 is a perforated ear surmounting and forming a part of the latch-receiving plate.

8 designates a latch having at its upper end a hook 9 and provided with a transverse perforation 10. Near the lower end of the latch at one of its sides is a notch 11.

12 is a pivot-pin or rivet set into the box-wall A and extending beyond the inner side of said wall at which the latch 8 is located. This pivot-pin is seated in the notch in the latch 8, so that it serves as a pivot member for said latch to permit of the latch swinging laterally thereon.

13 designates a spring having its lower end seated in the notch in the latch 8 and resting between the notched portion of the latch and the pivot-pin 12, being preferably curved therearound, as seen in Fig. 2.

14 is a washer surrounding the inner end of the pivot-pin 12, to which it is secured, and bearing against the latch 8 at the location of the notch therein to retain the lower end of the spring 13 in said notch.

15 is a staple driven into the box-wall A and confining the latch 8 to restrain forward swinging movement thereof. This staple also serves as a confining member for the upper

free end of the spring 13, which extends there-through and rests against the rear arm of the staple, whereby when the latch is moved rearwardly against the action of the spring to force it forwardly the said spring may play with freedom to permit of the movement of the latch.

When in the practical use of my fastener the lid of the box equipped therewith is to be opened, the upper hooked end of the latch is forced rearwardly against the action of the spring 13, which tends to hold it forward, and the hook is moved from a position above the lid-carried latch-receiving plate which it previously overlapped, and the lid may then be raised, during which action the hooked end of the latch passes through the aperture in the latch-receiving plate. The spring 13 then immediately forces the latch in a forward direction, and when the lid is again closed the tongue 6 of the latch-receiving plate strikes against the upper hooked end of the latch and forces it rearwardly, thereby permitting the hook of the latch to pass through the aperture in said plate and secure the lid, as before. The perforations in the latch-receiving plate and latch, respectively, serve to receive a seal-wire by which the latch may be secured to the latch-receiving plate to prevent unwarranted opening of the box.

I claim as my invention—

1. In a box-fastener, the combination of an apertured lid-plate, a latch for engaging with said lid-plate provided with a notch in one of its sides, a pivot-pin fitted to said notch, a spring having one of its ends seated in said notch in engagement with said pivot-pin, and means for confining the other end of said spring, substantially as set forth.

2. In a box-fastener, the combination of an apertured lid-plate, a latch for engaging with said lid-plate provided with a notch in one of its sides, a pivot-pin seated in said notch, a spring having one of its ends seated in said notch and curved around said pivot-pin, and means for confining the other end of said spring, substantially as set forth.

3. In a box-fastener, the combination of an apertured lid-plate, a latch for engaging with said lid-plate provided with a notch in one of its sides, a pivot-pin seated in said notch, a spring having one of its ends seated in said notch and curved around said pivot-pin, means for confining the other end of said spring, and means for holding said spring in said notch, substantially as set forth.

4. In a box-fastener, the combination of an apertured lid-plate, a latch for engaging with said lid-plate and having a notch in one of its sides, a pivot-pin seated in said notch, a spring 5 having one of its ends seated in said notch and curved around said pivot-pin, means for confining the other end of said spring, and a washer secured to said pivot-pin and bearing against the end of said spring seated in 10 the notch in said latch to hold the spring in the notch, substantially as set forth.
5. In a box-fastener, the combination of an apertured lid-plate, a latch for engaging with said lid-plate and having a notch in one of its sides, a pivot-pin seated in said notch, a spring 15 having one of its ends seated in said notch and curving around said pivot-pin, and a staple for confining said latch and the other end of said spring, substantially as set forth.

CHARLES W. BEEHLER.

In presence of—
E. S. KNIGHT,
BLANCHE HOGAN.