



US00D730461S

(12) **United States Design Patent**  
**Bennett**

(10) **Patent No.:** **US D730,461 S**

(45) **Date of Patent:** **\*\* May 26, 2015**

(54) **BALL FOR SPORTS AND EXERCISE**

(71) Applicant: **RPM SPORTS LIMITED**, Thurles,  
County Tipperary (IE)

(72) Inventor: **Adrian Charles Bennett**, Locksbottom  
(GB)

(\*\*) Term: **14 Years**

(21) Appl. No.: **29/478,965**

(22) Filed: **Jan. 10, 2014**

(51) **LOC (10) Cl.** ..... **21-02**

(52) **U.S. Cl.**  
USPC ..... **D21/713**

(58) **Field of Classification Search**  
USPC ..... 473/425-430, 569-577, 589-614;  
40/327; 446/220-222, 224, 400, 431,  
446/437-439, 486, 490  
See application file for complete search history.

(56) **References Cited**

**U.S. PATENT DOCUMENTS**

175,172 A \* 3/1876 Ryan ..... 473/598  
3,917,271 A \* 11/1975 Lemelson et al. .... 473/573

D244,560 S \* 5/1977 Derrington ..... D21/713  
D575,364 S \* 8/2008 Smith ..... D21/713  
D603,916 S \* 11/2009 Smith et al. .... D21/713  
8,303,442 B2 \* 11/2012 Smith et al. .... 473/604  
2007/0049434 A1 \* 3/2007 Maziarz et al. .... 473/604

\* cited by examiner

*Primary Examiner* — Catherine Tuttle

(74) *Attorney, Agent, or Firm* — McNeese Wallace & Nurick  
LLC

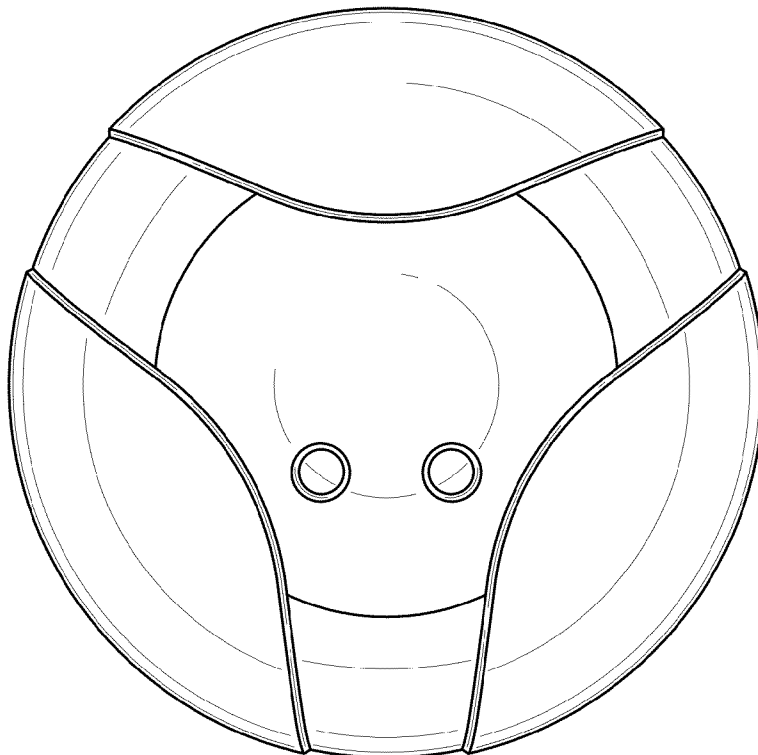
(57) **CLAIM**

What is claimed is the ball for sports and exercise, as shown  
and described.

**DESCRIPTION**

FIG. 1 is a front view of the ball for sports and exercise  
embodying my new design;  
FIG. 2 is a rear view thereof;  
FIG. 3 is a view of the lower hemisphere in FIGS. 1 and 2;  
and,  
FIG. 4 is a view of the upper hemisphere in FIGS. 1 and 2.  
The broken line in FIG. 2 represents a portion of the ball for  
sports and exercise that forms no part of the claimed design.

**1 Claim, 2 Drawing Sheets**



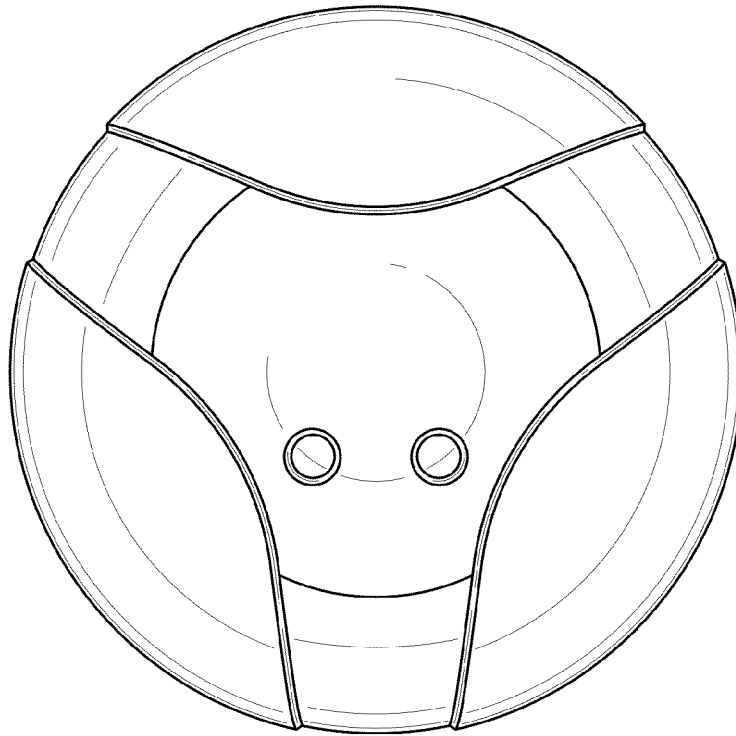


FIG. 1

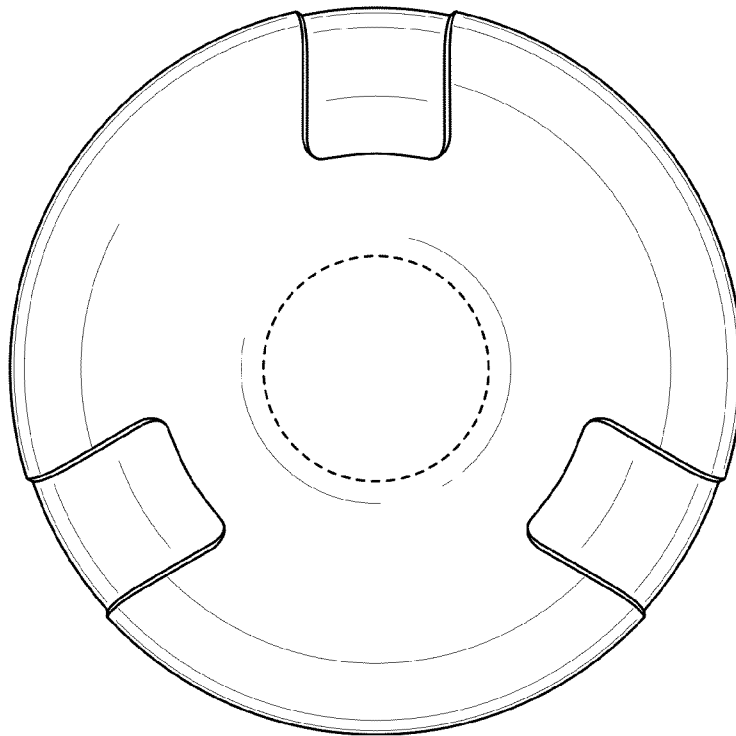


FIG. 2

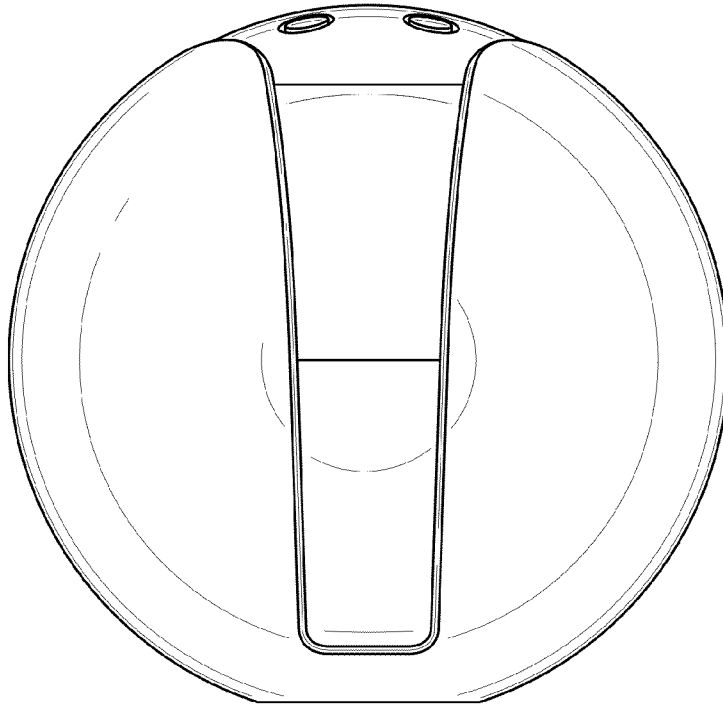


FIG. 3

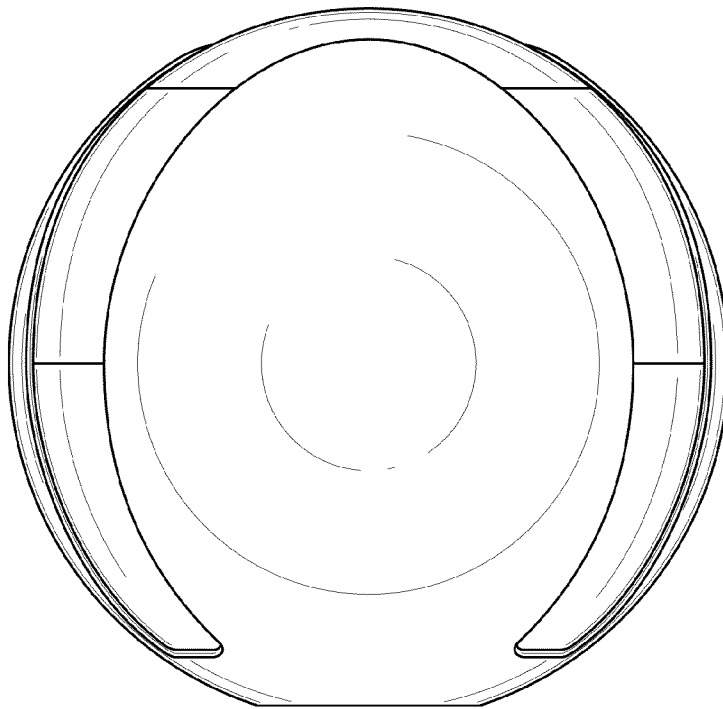


FIG. 4