



US00D436641S

(12) **United States Design Patent**
Todd et al.

(10) **Patent No.:** **US D436,641 S**

(45) **Date of Patent:** **** Jan. 23, 2001**

(54) **GOLF TEE HOLDER**

(76) Inventors: **Danny L. Todd; Deborah P. Todd,**
both of 3982 Camp Creek Rd.,
Lancaster, SC (US) 29720

(*) Notice: This patent is subject to a terminal disclaimer.

(**) Term: **14 Years**

(21) Appl. No.: **29/087,410**

(22) Filed: **May 1, 1998**

(51) **LOC (7) Cl.** **21-02**

(52) **U.S. Cl.** **D21/796**

(58) **Field of Search** D21/789, 793,
D21/796; D2/617, 619, 623; 473/406; 224/918,
247; 2/159, 161.2, 161.4

(56) **References Cited**

U.S. PATENT DOCUMENTS

- D. 338,254 * 8/1993 Ribbeck D21/796
- D. 356,657 * 3/1995 Hauswald D2/617
- D. 362,105 * 9/1995 Malloy et al. D2/619
- 4,475,676 * 10/1984 Smith 224/247

4,830,248 * 5/1989 Pommenville 224/918

4,886,196 * 12/1989 Plummer 224/918

5,433,436 * 7/1995 Hoyt et al. 473/406

* cited by examiner

Primary Examiner—Mitchell I. Siegel

(74) *Attorney, Agent, or Firm*—Clifton Ted Hunt, P.A.

(57) **CLAIM**

The ornamental design for a golf tee holder, as shown and described.

DESCRIPTION

FIG. 1 is a perspective view of a golf tee holder, the broken line showing of a golf glove is for illustrative purposes only and forms no part of the claimed design;

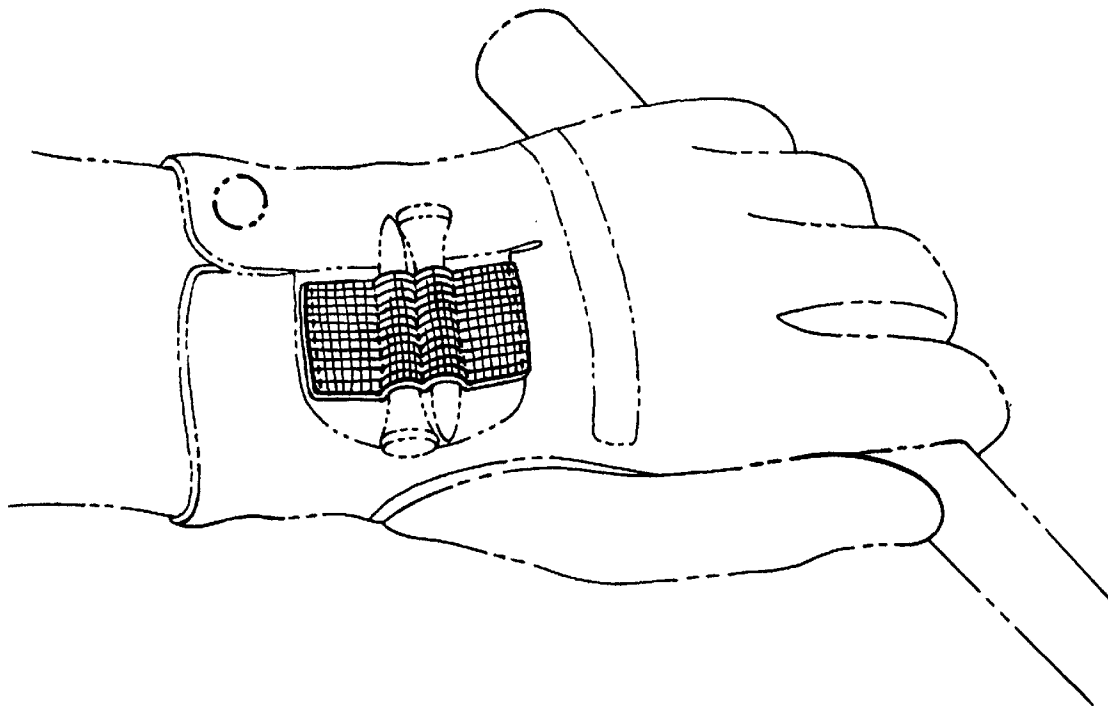
FIG. 2 is a top plan view of the golf tee holder removed from the golf glove;

FIG. 3 is a side view of the golf tee holder removed from the golf glove; and,

FIG. 4 is an end view of the golf tee holder removed from the golf glove.

The broken line showing on the claimed design represents stitching.

1 Claim, 1 Drawing Sheet



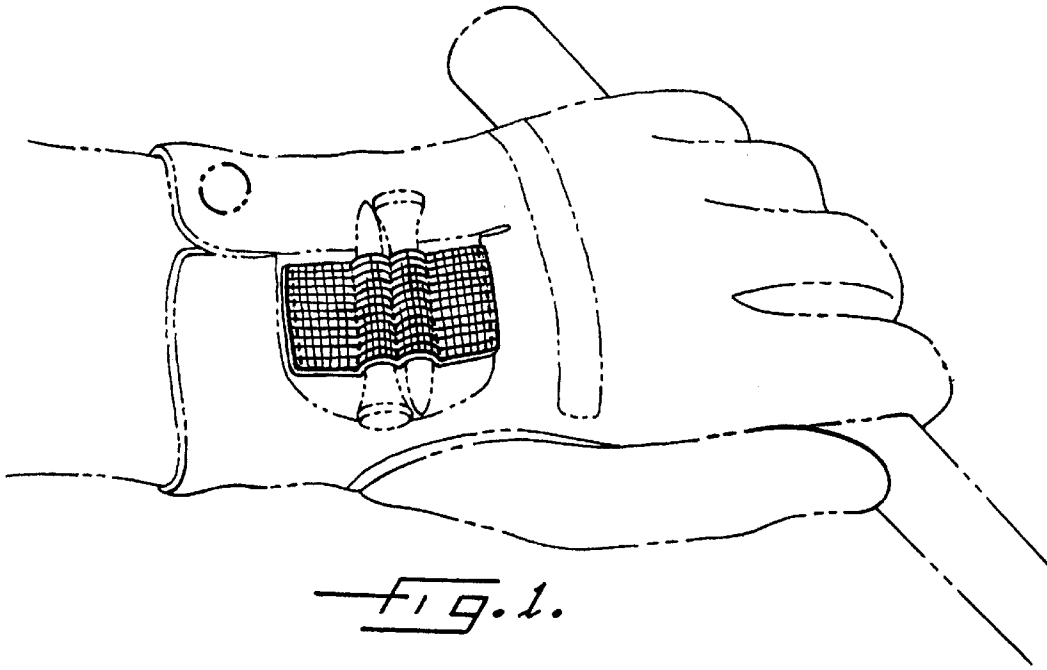


FIG. 1.




FIG. 2.



FIG. 3.



FIG. 4.