US00D732320S

(12) United States Design Patent

Dolce et al.

(10) Patent No.: US D732,320 S
(45) Date of Patent: ** Jun. 23, 2015

(54) **CLOTHING CABINET**

(71) Applicant: **Dolce & Gabbana S.r.l.**, Milan (IT)

(72) Inventors: **Domenico Dolce**, Milan (IT); **Stefano Gabbana**, Milan (IT)

(73) Assignee: **DOLCE & GABBANA S.R.L.**, Milan (IT)

(**) Term: **14 Years**

(21) Appl. No.: **29/469,931**

(22) Filed: **Oct. 16, 2013**

(30) **Foreign Application Priority Data**

May 3, 2013 (EM) 002231936

(51) **LOC (10) Cl.** **06-04**

(52) **U.S. Cl.**
USPC **D6/662**

(58) **Field of Classification Search**
USPC D6/657, 662, 662.1, 663, 667, 671.1, D6/671.2, 671.3, 671.4
CPC A47F 3/00; A47B 17/04; A47B 61/02; A47B 17/03; A47C 61/00
See application file for complete search history.

(56) **References Cited**

U.S. PATENT DOCUMENTS

1,133,866 A * 3/1915 Leighty A47B 61/02
1,587,675 A * 6/1926 Patterson A47B 61/02
1,943,282 A * 1/1934 Bellavia A47B 17/03
3,353,885 A * 11/1967 Hanson A47B 61/02
D429,917 S * 8/2000 Hazen et al. D6/662
D488,637 S * 4/2004 Stanton D6/662
D506,882 S * 7/2005 Berry et al. D6/662
D560,925 S * 2/2008 Lewis D6/662
D576,424 S * 9/2008 Greiner D6/662
D590,627 S * 4/2009 Greiner D6/671.2

* cited by examiner

Primary Examiner — Mimosa De
(74) *Attorney, Agent, or Firm* — Jacobson Holman, PLLC.

(57) **CLAIM**

We claim the ornamental design for the clothing cabinet, as shown and described.

DESCRIPTION

FIG. **1** is a perspective view of the clothing cabinet according to the claimed design, represented in a partially opened configuration;
FIG. **2** is a front elevational view of FIG. **1**;
FIG. **3** is a rear elevational view of FIG. **1**;
FIG. **4** is a right side elevational view of FIG. **1**;
FIG. **5** is a left side elevational view of FIG. **1**;
FIG. **6** is a top plan view of FIG. **1**;
FIG. **7** is a bottom view of FIG. **1**;
FIG. **8** is a perspective view of FIG. **1**, but represented in a closed configuration;
FIG. **9** is a front elevational view of FIG. **8**;
FIG. **10** is a rear elevational view of FIG. **8**;
FIG. **11** is a right side elevational view of FIG. **8**;
FIG. **12** is a left side elevational view of FIG. **8**;
FIG. **13** is a top plan view of FIG. **8**;
FIG. **14** is a bottom view of FIG. **8**;
FIG. **15** is a perspective view of FIG. **1**, but represented in a fully opened configuration;
FIG. **16** is a front elevational view of FIG. **15**;
FIG. **17** is a rear elevational view of FIG. **15**;
FIG. **18** is a right side elevational view of FIG. **15**;
FIG. **19** is a left side elevational view of FIG. **15**;
FIG. **20** is a top plan view of FIG. **15**; and,
FIG. **21** is a bottom view of FIG. **15**.

1 Claim, 18 Drawing Sheets

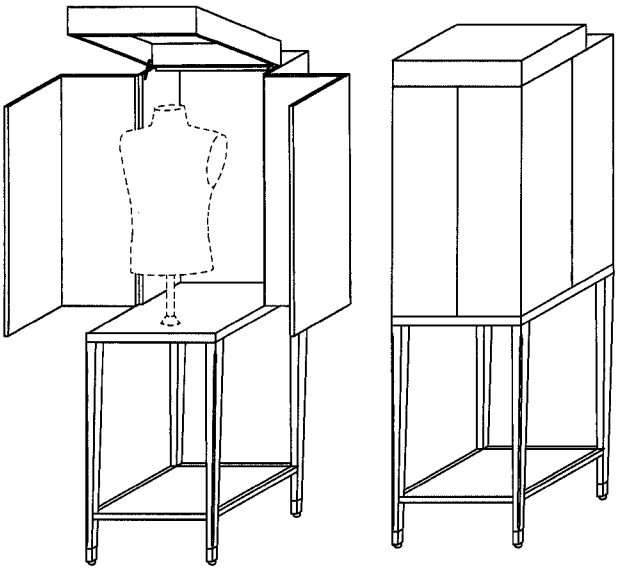

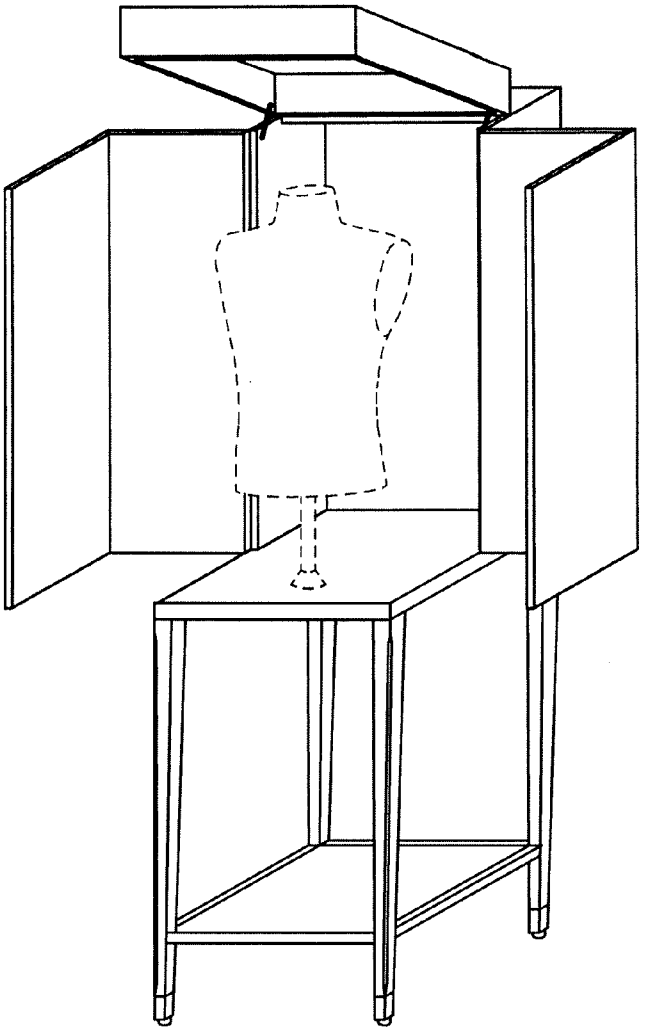

Fig. 1

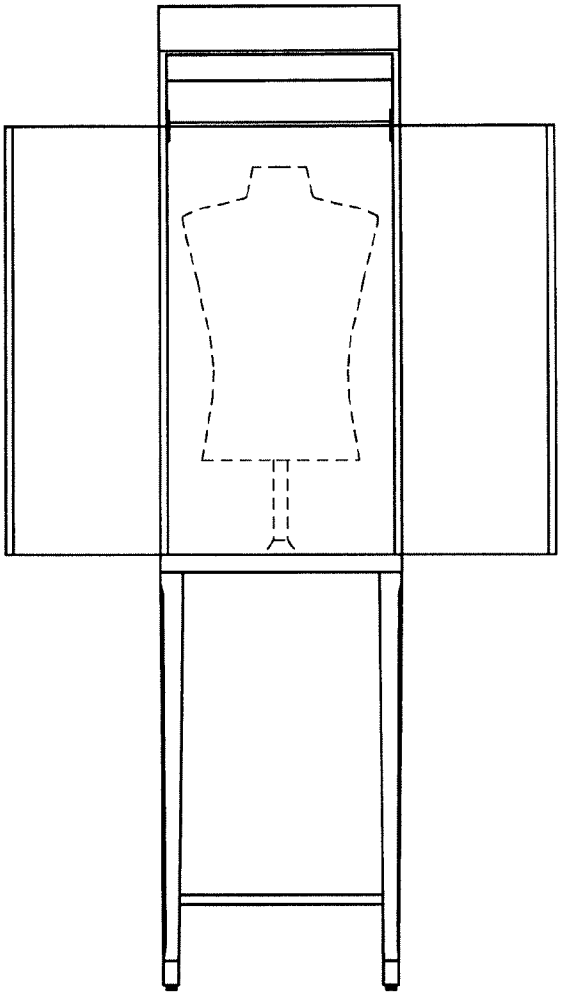

Fig. 2



Fig. 3



Fig. 4

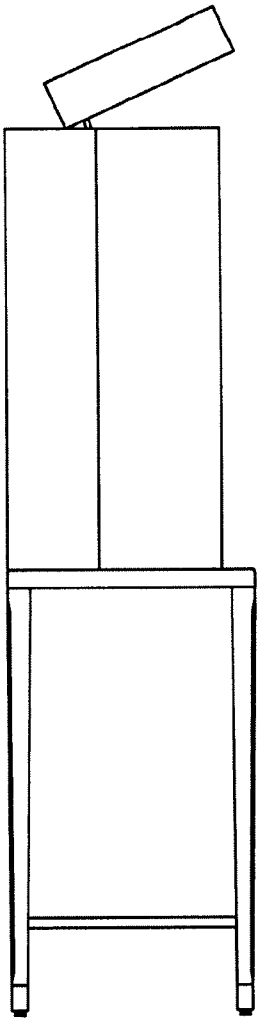

Fig. 5



Fig. 6



Fig. 7

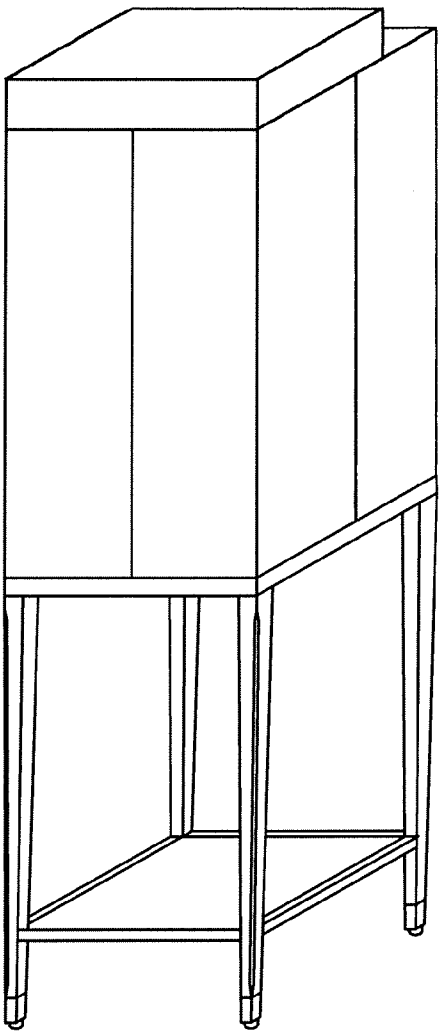

Fig. 8



Fig. 9



Fig. 10



Fig. 11

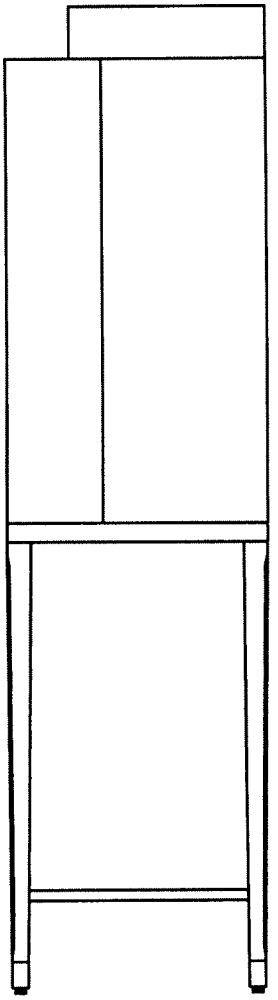

Fig. 12



Fig. 13



Fig. 14

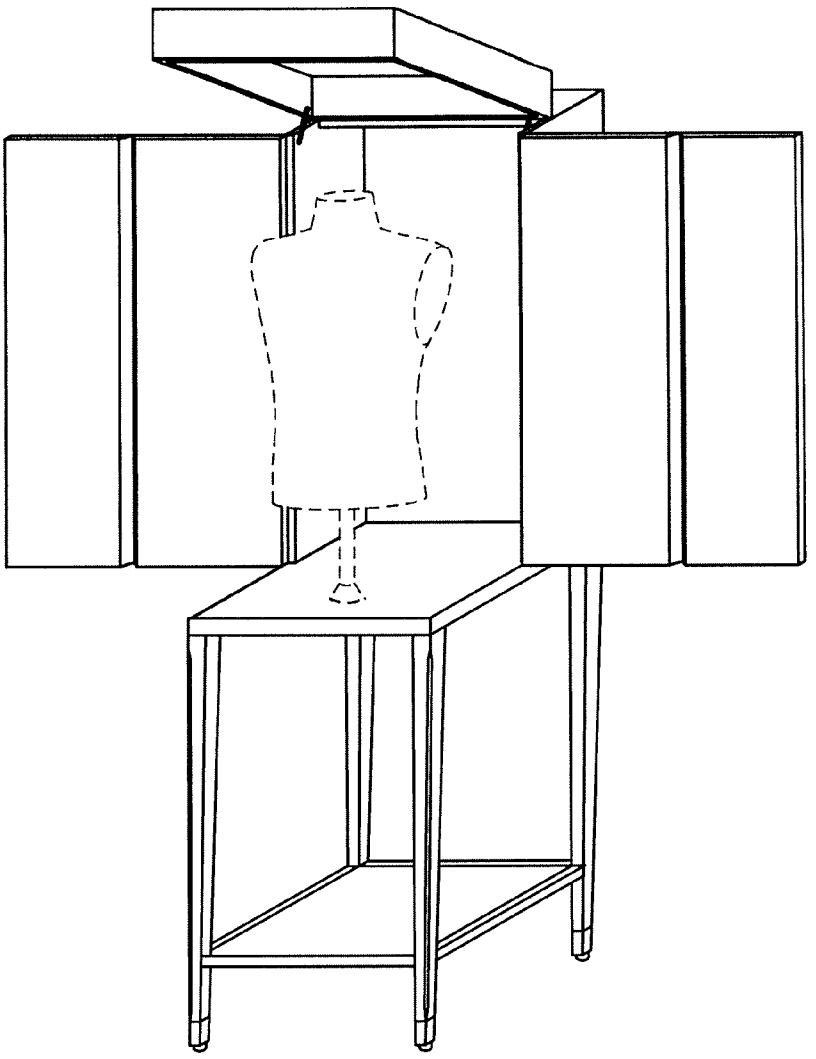

Fig. 15

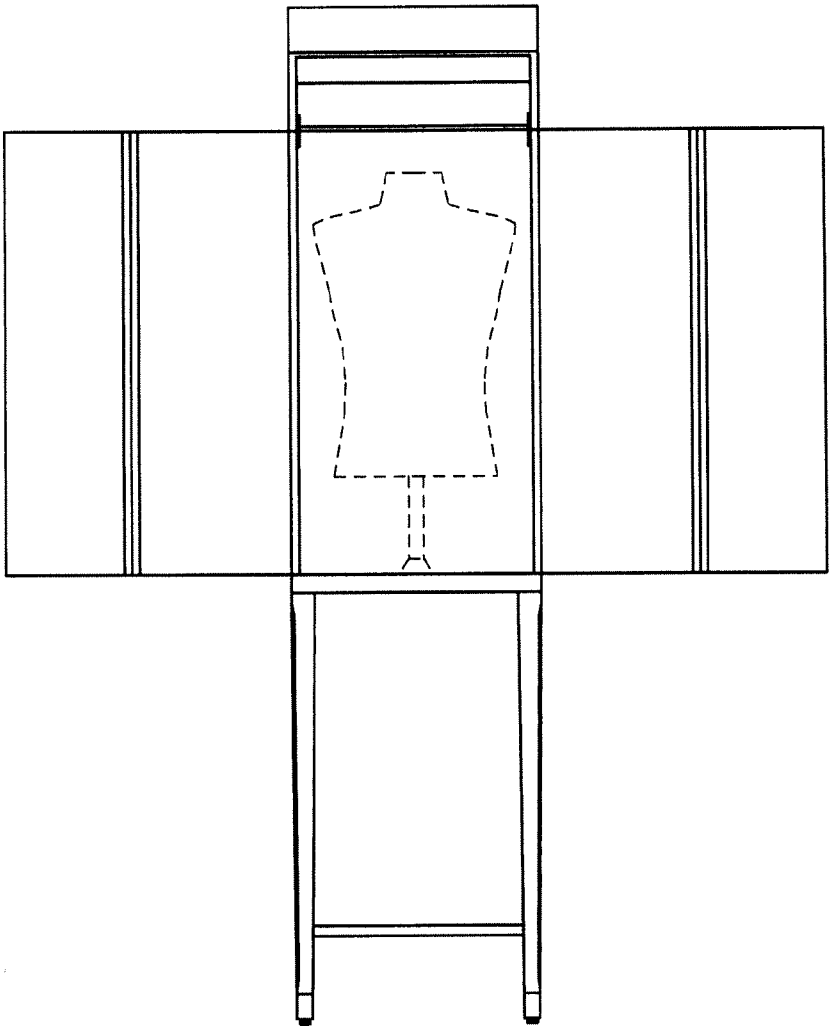

Fig. 16

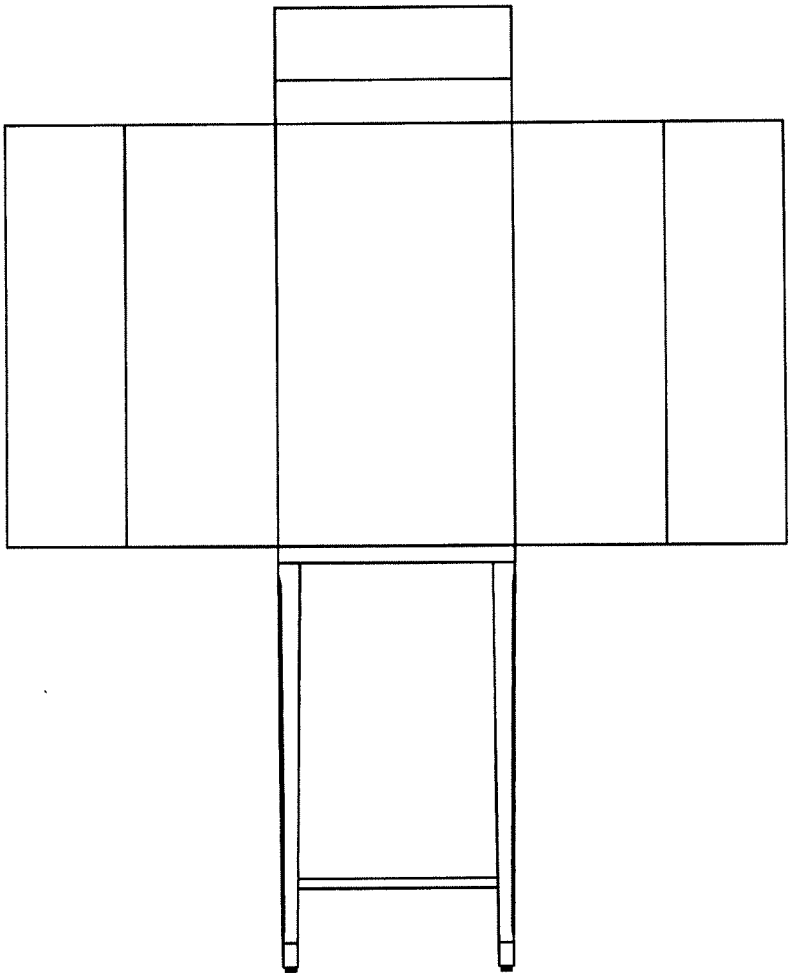

Fig. 17

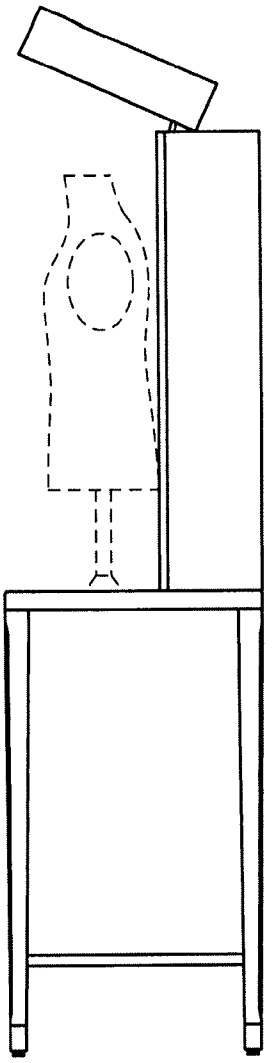

Fig. 18

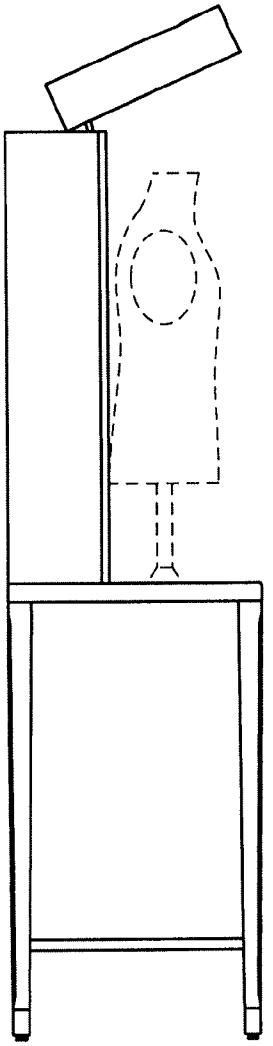

Fig. 19



Fig. 20



Fig. 21