

PCT

WORLD INTELLECTUAL PROPERTY ORGANIZATION
International Bureau



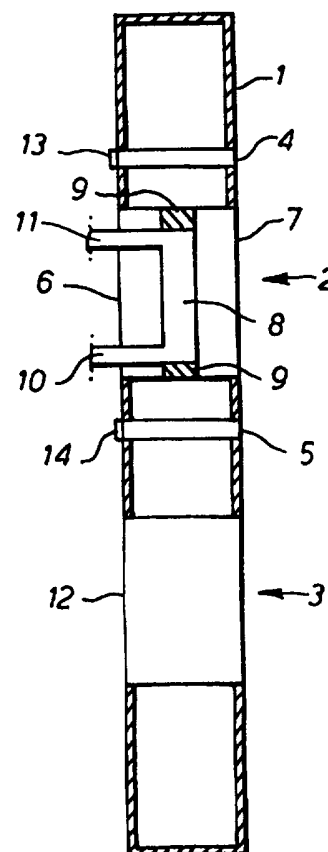
INTERNATIONAL APPLICATION PUBLISHED UNDER THE PATENT COOPERATION TREATY (PCT)

<p>(51) International Patent Classification ⁶ : G01N 21/05, 21/35</p>	<p>A1</p>	<p>(11) International Publication Number: WO 97/14951 (43) International Publication Date: 24 April 1997 (24.04.97)</p>
<p>(21) International Application Number: PCT/EP96/04605 (22) International Filing Date: 17 October 1996 (17.10.96) (30) Priority Data: 95307412.7 18 October 1995 (18.10.95) EP (34) Countries for which the regional or international application was filed: GB et al. 96301646.4 11 March 1996 (11.03.96) EP (34) Countries for which the regional or international application was filed: GB et al. (71) Applicant (for all designated States except CA): SHELL INTERNATIONALE RESEARCH MAATSCHAPPIJ B.V. [NL/NL]; Carel van Bylandtlaan 30, NL-2596 HR The Hague (NL). (71) Applicant (for CA only): SHELL CANADA LIMITED [CA/CA]; 400 - 4th Avenue S.W., Calgary, Alberta T2P 2H5 (CA).</p>		<p>(72) Inventors: VAN DOORN, Ronald; Badhuisweg 3, NL-1031 CM Amsterdam (NL). HOOYMAN-SPAARGAREN, Froukje, Haasje; Badhuisweg 3, NL-1031 CM Amsterdam (NL). NEUGEBAUER, Ronald, Johan; Badhuisweg 3, NL-1031 CM Amsterdam (NL). SMEETS, Louis, Marie; Badhuisweg 3, NL-1031 CM Amsterdam (NL). (81) Designated States: AU, CA, CZ, JP, NZ, SG, European patent (AT, BE, CH, DE, DK, ES, FI, FR, GB, GR, IE, IT, LU, MC, NL, PT, SE). Published With international search report.</p>

(54) Title: TRANSMISSION CELL FOR MEASURING NEAR INFRARED SPECTRA OF A HYDROCARBONACEOUS MATERIAL

(57) Abstract

The present invention provides a transmission cell suitable for use in a device for measuring (near) infrared spectra of a hydrocarbonaceous material which comprises one or more sample compartments (2) and one or more reference compartments (3), wherein the sample compartment(s) comprise(s) two transparent windows between which a space (8) is formed for containing the hydrocarbonaceous material and inlet and outlet means (10, 11) for introducing and removing the hydrocarbonaceous material into and from the space between the windows; a (near) infrared spectrometer comprising such transmission cell; a method for predicting a physical property of a hydrocarbonaceous material using such (near) infrared spectrometer; a process for preparing a bitumen composition comprising blending two or more streams of different grades of bitumen and determining a property of the bitumen composition so obtained by means of the above method; and the use of the spectrometer in process control, process steering, and hydrocarbonaceous feedstock and hydrocarbonaceous product quality monitoring.



FOR THE PURPOSES OF INFORMATION ONLY

Codes used to identify States party to the PCT on the front pages of pamphlets publishing international applications under the PCT.

AM	Armenia	GB	United Kingdom	MW	Malawi
AT	Austria	GE	Georgia	MX	Mexico
AU	Australia	GN	Guinea	NE	Niger
BB	Barbados	GR	Greece	NL	Netherlands
BE	Belgium	HU	Hungary	NO	Norway
BF	Burkina Faso	IE	Ireland	NZ	New Zealand
BG	Bulgaria	IT	Italy	PL	Poland
BJ	Benin	JP	Japan	PT	Portugal
BR	Brazil	KE	Kenya	RO	Romania
BY	Belarus	KG	Kyrgyzstan	RU	Russian Federation
CA	Canada	KP	Democratic People's Republic of Korea	SD	Sudan
CF	Central African Republic	KR	Republic of Korea	SE	Sweden
CG	Congo	KZ	Kazakhstan	SG	Singapore
CH	Switzerland	LI	Liechtenstein	SI	Slovenia
CI	Côte d'Ivoire	LK	Sri Lanka	SK	Slovakia
CM	Cameroon	LR	Liberia	SN	Senegal
CN	China	LT	Lithuania	SZ	Swaziland
CS	Czechoslovakia	LU	Luxembourg	TD	Chad
CZ	Czech Republic	LV	Latvia	TG	Togo
DE	Germany	MC	Monaco	TJ	Tajikistan
DK	Denmark	MD	Republic of Moldova	TT	Trinidad and Tobago
EE	Estonia	MG	Madagascar	UA	Ukraine
ES	Spain	ML	Mali	UG	Uganda
FI	Finland	MN	Mongolia	US	United States of America
FR	France	MR	Mauritania	UZ	Uzbekistan
GA	Gabon			VN	Viet Nam

TRANSMISSION CELL FOR MEASURING NEAR
INFRARED SPECTRA OF A HYDROCARBONACEOUS MATERIAL

The present invention relates to a transmission cell suitable for use in a device for measuring (near) infrared spectra of a hydrocarbonaceous material, a spectrometer containing the cell and processes wherein use is made of such spectrometer.

The use of (near) infrared spectroscopy to control processes for the preparation of petroleum products is known for instance from "Hydrocarbon Processing", February 1995, pages 86-92. The processes described in said document include the preparation of gasolines and gas oils by the controlled blending of various components. The quality of the final product is determined on-line using a Fourier transform-type of spectrometer which is connected to a computer. In this way the use of blend tables can advantageously be avoided.

Another type of process widely applied in petroleum industry, in respect of which it would be highly advantageous to control continuously the product quality by means of (near) infrared spectroscopy, is the preparation of bitumen compositions by blending various streams of different grades of bitumen. Attempts to use (near) infrared spectroscopy for controlling the quality of bitumen compositions have, however, been rather disappointing so far, which can most likely be attributed to the very heavy components of which bituminous materials are built up.

In this respect reference is made to "Rapid Prediction and Evaluation of Bitumen Properties by Near Infrared Spectroscopy", G. Svehinsky and I. Ishia, which paper was presented at the Third Annual Meeting

- 2 -

of RILEM Committee TC PBM-152, Madrid, Spain, June 1995. In said paper the use has been described, without any details, of the reflection of near infrared radiation for characterization and prediction of
5 different bitumen parameters.

Object of the present invention is to provide a transmission cell suitable for use in a device for measuring (near) infrared spectra which spectra can be used for predicting physical properties of
10 hydrocarbonaceous materials.

In accordance with the present invention a particular transmission cell is now provided which enables a very accurate prediction of physical properties of a wide range of hydrocarbonaceous
15 materials.

Accordingly, the present invention relates to a transmission cell suitable for use in a device for measuring (near) infrared spectra of a hydrocarbonaceous material which comprises one or more sample
20 compartments and one or more reference compartments, wherein the sample compartment(s) comprise(s) two transparent windows between which a space is formed for containing the hydrocarbonaceous material and inlet and outlet means for introducing and removing the
25 hydrocarbonaceous material into and from the space between the windows.

In the context of the present invention a transparent window is defined as a window which is transparent in the (near) infrared spectral region.

30 Although, the cell in accordance with the present invention may suitably contain one or more sample and reference compartments, it preferably contains one sample compartment and one reference compartment.

Preferably, the windows of the sample compartment
35 are substantially parallel arranged in respect of each other.

- 3 -

The distance between the inner sides of the windows of the sample compartment depends on the type of hydrocarbonaceous material to be analysed. For instance when gasolines or other relatively light hydrocarbonaceous materials are analysed the distance between the inner sides of the windows may be well beyond 1 mm, whereas when analysing residual hydrocarbonaceous materials such as residual fuel oils and bituminous compositions the distance is normally less than 1.0 mm. Suitably, the distance between the inner sides of the windows of the sample compartment is in the range of from 0.2 to 1.0 mm, preferably in the range of from 0.4 to 0.8 mm, more preferably in the range of from 0.5 to 0.7 mm.

Suitably, the thickness of the windows of the sample compartment is in the range of from 2 to 10 mm, preferably in the range of from 3 to 5 mm.

The reference compartment suitably consists of one window having a thickness preferably in the range of from 4 to 20 mm, more preferably in the range of from 6 to 10 mm.

Suitably, the reference compartment(s) comprise(s) a transparent window. Suitably, it consists of one window which is transparent on all sides. Normally, such window consists of a block of transparent material.

Preferably, the total optical thickness of the sample compartment equals the thickness of the window of the reference compartment.

Suitably, the windows of the sample compartment(s) and the window of the reference compartment(s) consist of the same material. Suitable materials of which the windows of the sample compartment(s) and the reference compartment(s) can be made include calcium fluoride, sodium chloride, glass, sapphire, quartz or any other material known to be used for this purpose. Suitably,

- 4 -

the windows of the sample compartment and the reference compartment have a substantially circular cross-section, which is preferably larger than the cross-section of the beam of (near) infrared light.

5 The space between the windows of the sample compartment for holding the hydrocarbonaceous material to be analysed is suitably formed by means of a spacer arranged between the windows. The spacer may be made of the same material as the windows. The spacer may be
10 connected to the windows by means of an adhesive. In another embodiment the spacer made of the same material as the windows has been melted to both windows.

Suitably, the cell comprises one or more elements for heating the hydrocarbonaceous material.

15 The element(s) for heating the hydrocarbonaceous material may be of any the conventional types used for this type of purpose. Normally, the cell comprises two or more elements which are arranged in such a way that the sample compartment in operation has a constant
20 elevated temperature enabling the hydrocarbonaceous material to flow through the space between the windows. Suitably, these elements comprise so-called hot fingers. The elements are suitable provided with means to which a power source can be connected.

25 Suitably, a device is attached to the cell to monitor its temperature.

The inlet and outlet means of the sample compartment enable the hydrocarbonaceous material to be analysed to flow through the space formed between the
30 windows. Suitably, the inlet and outlet means debouch into the space formed between the windows. Suitably, the inlet and outlet means run both through one of the windows. Preferably, they are arranged substantially perpendicular to the surface of that window.

35 The invention will now be illustrated by way of Figure 1 which schematically shows a longitudinal

- 5 -

section of a transmission cell in accordance with the present invention.

5 In Figure 1 a transmission cell is depicted comprising a side wall 1, a sample compartment 2, a reference compartment 3 and elements 4 and 5 for heating the hydrocarbonaceous material. The sample compartment comprises two transparent windows 6 and 7 between which a space 8 is formed by means of spacer 9. Inlet means 10 and outlet means 11 for introducing and removing the hydrocarbonaceous material into and from the space 8 run through window 6. The reference compartment 3 comprises a transparent window 12. The elements 4 and 5 comprise means 13 and 14 to which a power source can be connected.

15 The transmission cell in accordance with the present invention is particularly attractive because of its simplicity.

The present transmission cell is especially useful for controlling the quality of a hydrocarbonaceous material obtained by blending various components.

20 The present invention also relates to a (near) infrared spectrometer using as a measuring cell any of the transmission cells described above.

Accordingly, the present invention further relates to a (near) infrared spectrometer comprising a (near) infrared source, a (near) infrared detector, and a transmission cell as defined hereinbefore.

25 The detector matches the type of wavelengths used, and comprises an active portion, for instance, indium arsenide.

30 The detector transforms the transmitted beam of light into an electrical signal which is converted into digital data, processed and analysed by a computer which may result in an absorbance spectrum. The use of a numerical relation (e.g. a linear relation) enables the physical property of the hydrocarbonaceous material

- 6 -

to be calculated from the absorbance spectrum. To this end the detector is connected to processing equipment for spectral analysis and for correlating spectral data to the physical property of the hydrocarbonaceous material. The spectrometer gives the measurements for the (near) infrared spectral region selected, and is linked to the processing equipment which permits numerical treatment of the data using a computer. In operation, as schematically shown in Figure 2, a beam of light 1 originating from a (near) infrared source 2 is transmitted through transmission cell 3 and collected in the (near) infrared detector 4 which is connected to processing equipment 5.

Suitably, the (near) infrared spectral region has wavelengths which range of from 1000 to 10,000 nm. The infrared spectral region to be used depends on the hydrocarbonaceous material to be analysed, as will be appreciated by the skilled person. For instance, if residual hydrocarbonaceous materials such as crude oil residues are to be analysed the wavelengths preferably range of from 1500 to 3000 nm, more preferably of from 1640 to 2630 nm or one or more selected intervals thereof, whereas if relatively light hydrocarbonaceous materials are to be analysed such as gasolines, the wavelengths suitably range of from 1000 to 3000 nm, preferably of from 1000 to 2630 nm, or a selected interval thereof.

Preferably, the cell is connected to a moving device for enabling the beam of light to be transmitted by turn through the sample compartment or the reference compartment. Suitably, the moving device is connected to the cell in such a way that the cell is moved perpendicular to the beam of light. Suitably, the centres of the windows of the sample compartment and the reference compartment lie on the same vertical or horizontal axis depending on the direction of movement

- 7 -

of the cell.

The spectrometer according to the present invention may comprise optical fibres and condensers arranged upstream and downstream the transmission cell. In this way on-line measurements can be carried out in a blending unit without needing the immediate vicinity of the spectrometer. For instance, in a suitable embodiment a first optical fibre is connected with a first end to the near infrared source, a first condensor can be arranged between a second end of the first optical fibre and the cell, and a second condensor is arranged between a first end of a second optical fibre of which a second end is connected to the detector, wherein the condensers are substantially symmetrically arranged with respect to the cell.

The present invention further relates to a method for predicting a physical property of a hydrocarbonaceous material using the spectrometer described above in which the detector is connected to the processing equipment, wherein a beam of light having wavelengths in the range of from 1000 to 10,000 nm is transmitted through the sample compartment and/or the reference compartment, whereby the hydrocarbonaceous material to be analysed has a temperature in the range from 25 to 250 °C, the beam of light which passes through the compartment(s) is collected in the detector in which it is transformed into an electrical signal which is passed to the processing equipment.

As indicated above physical properties of hydrocarbonaceous materials can in accordance with the present invention be predicted from their (near) infrared spectra, enabling for instance a continuous quality control of a hydrocarbonaceous feedstock and/or the product derived therefrom. The present invention also relates to the use of the present spectrometer in process control, process steering and hydrocarbonaceous

- 8 -

feedstock and hydrocarbonaceous product quality monitoring.

The hydrocarbonaceous materials which can be analysed using the present transmission cell comprise
5 crude oils and products derived therefrom including relatively light hydrocarbonaceous materials such as gasolines, gasoils and kerosines, and heavy hydrocarbonaceous materials such as heavy gas oils and crude oil residues, residual fuel oils and bituminous
10 materials.

Crude oil residues may consist of straight run residues such as long (atmospheric) and short (vacuum) residues, processed residue streams such as thermally cracked, hydrocracked or catalytically cracked
15 residues. Residual fuel oils may consist of residues and any known diluent streams such as any refinery stream to influence residue properties, and may contain any known additive such as stabilising or emulsifying agents.

Suitable bituminous materials include naturally occurring bitumens or derived from a mineral oil. Also blends of various bituminous materials can be analysed. Examples of suitable bituminous materials include distillation or "straight-run bitumens", cracked
25 residues, polymer-modified bitumens, precipitation bitumens, e.g. propane bitumens, blown bitumens, e.g. catalytically blown bitumen and mixtures thereof.

Other suitable bituminous materials include mixtures of one or more of these bitumens with
30 extenders (fluxes) such as petroleum extracts, e.g. aromatic extracts, distillates or residues, or with oils. The bituminous materials to be analysed may contain any emulsifying agent known in the art.

The above-mentioned heavy hydrocarbonaceous materials to be analysed have suitably a temperature of
35 at least 50°C. Crude oil residues and bituminous

- 9 -

materials to be analysed have preferably a temperature of at least 100°C.

The method for predicting the physical properties involves the following steps of:

- 5 a) selecting a set of hydrocarbonaceous materials of different quality;
- b) determining a physical property of the hydrocarbonaceous materials by conventional measurement;
- 10 c) measuring the (near) infrared spectra of the selected set of hydrocarbonaceous materials, whereby use is made of the present transmission cell;
- d) selecting in the spectral region a range of
15 wavelengths, and using the absorbance values measured at these wavelengths as an input for multivariate statistical analysis or a neural network;
- e) correlating the absorbance values obtained with the
20 physical property as determined under b) by means of multivariate statistical analysis or a neural network and generating a predictive model; and subsequently
- f) applying this predictive model to (near) infrared
25 spectra, taken under the same conditions, for a hydrocarbonaceous material of an unknown physical property, thus providing the physical property of the unknown hydrocarbonaceous material.

Thus, the present invention also provides a method
30 for predicting a physical property of a hydrocarbonaceous material comprising the steps of a) - f) as described hereinabove.

According to the invention the (near) infrared spectra of a set of hydrocarbonaceous materials
35 (suitably at least 10, preferably at least 50) of different quality are measured. The number of

- 10 -

hydrocarbonaceous materials of different quality in the set is important since this determines the generality and applicability of any subsequent statistical predictive pool.

5 The spectra obtained can be analysed, together with determinations of the physical property by conventional measurements, using multivariate statistical techniques known as such, e.g. Partial Least Squares, Multiple
10 Linear Regression, Reduced Rank Regression, Principal Component Analysis and the like, or neural networks.

 Suitably, the absorbance values are measured at a large number of the wavelengths in the spectral region. Suitably, the absorbance values are measured at the whole range of wavelengths in the spectral region or at
15 one or more selected intervals thereof. When heavy hydrocarbonaceous materials are analysed, preferably, the absorbance values are measured at the whole range of wavelengths in the spectral region.

 Subsequently a predictive model is generated that
20 can be applied to the (near) infrared spectra, taken under the same conditions, for bituminous materials of an unknown physical property.

 Correlation of the absorbance values with the physical property of the hydrocarbonaceous materials as
25 determined under b) is done by known techniques mentioned before such as multiple linear regression or partial least squares regression.

 The physical properties to be determined of residual hydrocarbonaceous materials include density
30 viscosity, flash point, storage and handling stability, compatibility and chemical composition related properties such as aromaticity, C7 asphaltenes content, wax content, paraffin content, microcarbon residue, Conradson carbon residue, engine performance parameters
35 and feedstock assessment parameters. The physical properties to be determined of bituminous

- 11 -

hydrocarbonaceous materials include properties such as penetration (PEN), softening point, density, volatility, and retained PEN (after RTFOT (Rolling thin film oven test)) in respect of gasolines the physical
5 properties include for instance octane number. If a gas oil is to be analysed the physical properties include for instance cloud point, pour point and cetane number.

The time required for determining the physical
10 properties of the hydrocarbonaceous materials is very short, normally less than one minute. Thus, the present process constitutes a considerable improvement over the conventional methods which include taking a sample of the material to be analysed and determining its various
15 physical properties by means of separate rather lengthy measurements. In accordance with the present invention two or more physical properties of a hydrocarbonaceous material can be determined simultaneously. For instance of a bituminous material the softening point
20 and PEN can be determined simultaneously.

The present cell can be used in on-line or off-line mode of operation. If the present cell is used on-line whereby the inlet means of the sample compartment is connected to a source supplying the hydrocarbonaceous
25 material, said material flows through the sample compartment.

A reference spectrum is periodically measured by transmitting the beam of light originating from the (near) infrared source through the reference
30 compartment and to the detector, in order to determine the absorbance of the hydrocarbonaceous material. To this end the transmission cell can be connected to the moving means described hereinabove. The absorbance of the hydrocarbonaceous material which can be defined
35 with the Beer-Lambert law ($-\log I/I_0$) wherein I_0 is the intensity of the light transmitted by the reference

- 12 -

compartment and I is the intensity of the light transmitted by the sample compartment.

5 The present invention also relates to a process for preparing a hydrocarbon composition comprising blending two or more streams of different grades of hydrocarbonaceous materials and determining a physical property of the hydrocarbon composition so obtained by means of the predicting method according to the present invention. In this way, for instance, residual fuel
10 oils or bitumen compositions of controlled quality can be prepared. For instance by blending a hard bitumen, a soft bitumen and a (catalytically) blown bitumen.

In operation the blending unit will be computer controlled by a feed-back control system for adjusting
15 the blending components or conditions when needed to obtain a hydrocarbon composition having desired properties.

C L A I M S

1. A transmission cell suitable for use in a device for measuring (near) infrared spectra of a hydrocarbonaceous material which comprises one or more sample compartments and one or more reference
5 compartments, wherein the sample compartment(s) comprise(s) two transparent windows between which a space is formed for containing the hydrocarbonaceous material and inlet and outlet means for introducing and removing the hydrocarbonaceous material into and from
10 the space between the windows.
2. A transmission cell according to claim 1 comprising one sample compartment and one reference compartment.
3. A transmission cell according to claim 1 or 2, wherein the windows of the sample compartment are
15 substantially parallel arranged in respect of each other.
4. A transmission cell according to any one of claims 1 to 3, wherein the distance between the inner sides of the windows of the sample compartments is in the range
20 from 0.2 to 1.0 mm.
5. A transmission cell according to claim 4, wherein the distance is in the range from 0.4 to 0.8 mm.
6. A transmission cell according to any one of claims 1 to 5, wherein the thickness of the windows of the
25 sample compartment is in the range of from 2 to 10 mm.
7. A transmission cell according to any one of claims 1 to 6, wherein the reference compartment(s) comprise(s) a transparent window.
8. A transmission cell according to claim 7, wherein
30 the thickness of the window of the reference compartment is in the range of from 4 to 20 mm.
9. A transmission cell according to any one of claims

- 14 -

1 to 8, wherein the windows of the sample compartment and the window of the reference compartment consist of the same material.

5 10. A transmission cell according to any one of claims 1 to 9, wherein the windows consist of calcium fluoride, sodium chloride, glass, sapphire or quartz.

11. A transmission cell according to any one of claims 1 to 10 which comprises one or more elements for heating the hydrocarbonaceous material.

10 12. A (near) infrared spectrometer comprising a (near) infrared source, a (near) infrared detector, and a transmission cell as defined in any one of claims 1 to 11.

15 13. A spectrometer according to claim 12, wherein the cell is connected to a moving device for enabling a beam of light originating from the (near) infrared source to be transmitted by turn through the sample compartment or the reference compartment.

20 14. A spectrometer according to claim 12 or 13, wherein the detector is connected to processing equipment for spectral analysis and for correlating spectral data to the physical property of the hydrocarbonaceous material.

25 15. A method for predicting a physical property of a hydrocarbonaceous material using the spectrometer according to claim 14, wherein a beam of light having a wavelength in the range of from 1000 to 10,000 nm is transmitted through the sample compartment and/or the reference compartment, whereby the hydrocarbonaceous material to be analysed has a temperature in the range from 25 to 250 °C, the beam of light which passes through the compartment(s) is collected in the detector in which it is transformed into an electrical signal which is passed to the processing equipment.

35 16. A method according to claim 15, wherein the hydrocarbonaceous material is a heavy hydrocarbonaceous

- 15 -

material having a temperature of above 50 °C.

17. A method for predicting a physical property of a hydrocarbonaceous material comprising the steps of:

- 5 a) selecting a set of hydrocarbonaceous materials of different quality;
- b) determining a physical property of the hydrocarbonaceous materials by conventional measurement;
- 10 c) measuring the (near) infrared spectra of the selected set of hydrocarbonaceous materials, whereby use is made of a transmission cell as defined in any one of claims 1 to 11;
- d) selecting in the spectral region a range of wavelengths, and using the absorbance values
15 measured at these wavelengths as an input for multivariate statistical analysis or a neural network;
- e) correlating the absorbance values obtained with the physical property as determined under b) by means
20 of multivariate statistical analysis or a neural network and generating a predictive model; and subsequently
- f) applying this predictive model to (near) infrared spectra, taken under the same conditions, for a
25 hydrocarbonaceous material of an unknown physical property, thus providing the physical property of the unknown hydrocarbonaceous material.

18. A process for preparing a bitumen composition comprising blending two or more streams of different
30 grades of bitumen and determining a property of the bitumen composition so obtained by means of a method as described in claim 16.

19. Use of the spectrometer according to claim 14 in process control, process steering, and hydrocarbonaceous feedstock and hydrocarbonaceous product quality monitoring.

1/2

FIG.1

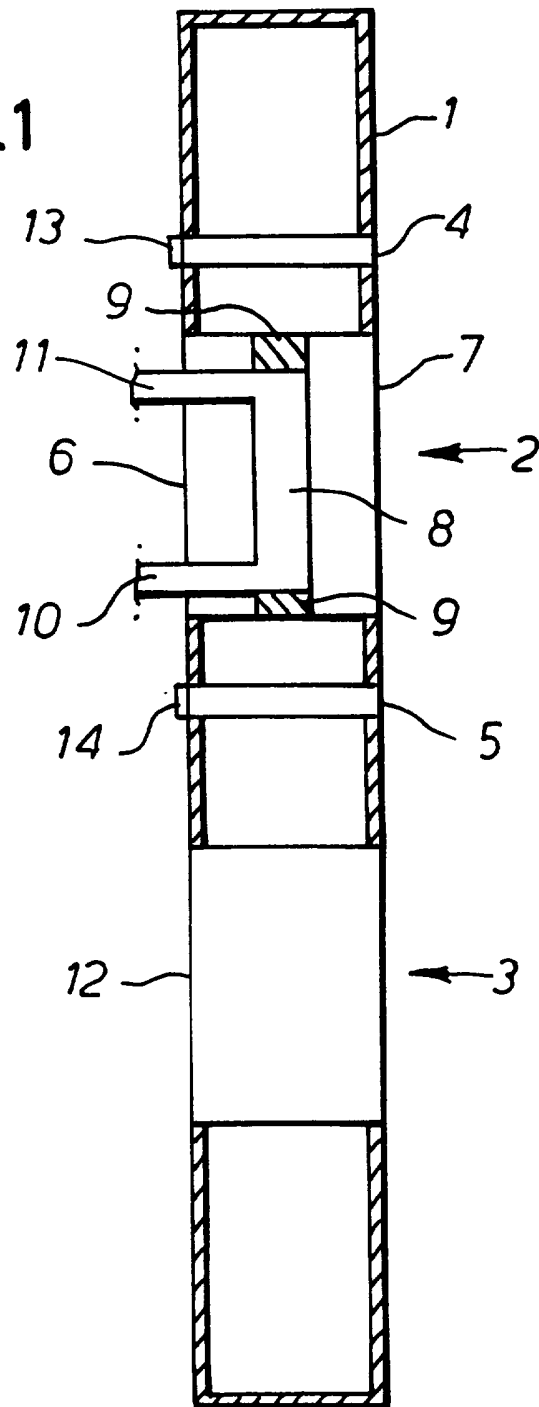
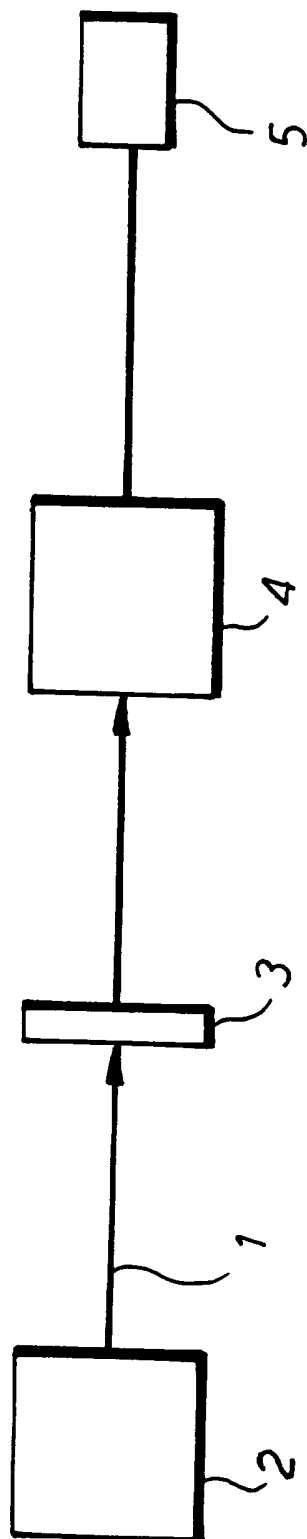


FIG. 2

2/2



INTERNATIONAL SEARCH REPORT

International Application No
PCT/EP 96/04605

A. CLASSIFICATION OF SUBJECT MATTER
IPC 6 G01N21/05 G01N21/35

According to International Patent Classification (IPC) or to both national classification and IPC

B. FIELDS SEARCHED

Minimum documentation searched (classification system followed by classification symbols)
IPC 6 G01N

Documentation searched other than minimum documentation to the extent that such documents are included in the fields searched

Electronic data base consulted during the international search (name of data base and, where practical, search terms used)

C. DOCUMENTS CONSIDERED TO BE RELEVANT

Category *	Citation of document, with indication, where appropriate, of the relevant passages	Relevant to claim No.
A	EP 0 246 399 A (HENCH AUTOMATIK APP MASCH) 25 November 1987 see page 6, line 4 - line 18 see page 9, line 11 - page 10, line 14 see page 12, line 1 - line 17 see page 13, line 15 - page 14, line 7 see figures 1,8 ---	1,3,6, 11,19
A	US 3 177 706 A (SHUMAN ROBERT M ET AL) 13 April 1965 see column 2, line 40 - column 3, line 55 see figures 1,2 ---	1,3
A	EP 0 369 310 A (HENCH AUTOMATIK APP MASCH) 23 May 1990 see claim 1; figure 1 ---	1,3-5
	-/--	

☒ Further documents are listed in the continuation of box C.

☒ Patent family members are listed in annex.

* Special categories of cited documents:

- "A" document defining the general state of the art which is not considered to be of particular relevance
- "E" earlier document but published on or after the international filing date
- "L" document which may throw doubts on priority claim(s) or which is cited to establish the publication date of another citation or other special reason (as specified)
- "O" document referring to an oral disclosure, use, exhibition or other means
- "P" document published prior to the international filing date but later than the priority date claimed

"T" later document published after the international filing date or priority date and not in conflict with the application but cited to understand the principle or theory underlying the invention

"X" document of particular relevance; the claimed invention cannot be considered novel or cannot be considered to involve an inventive step when the document is taken alone

"Y" document of particular relevance; the claimed invention cannot be considered to involve an inventive step when the document is combined with one or more other such documents, such combination being obvious to a person skilled in the art.

"&" document member of the same patent family

Date of the actual completion of the international search

27 January 1997

Date of mailing of the international search report

05.02.97

Name and mailing address of the ISA

European Patent Office, P.B. 5818 Patentlaan 2
NL - 2280 HV Rijswijk
Tel. (+31-70) 340-2040, Tx. 31 651 epo nl,
Fax (+31-70) 340-3016

Authorized officer

Krametz, E

INTERNATIONAL SEARCH REPORT

Intern. Application No
PCT/EP 96/04605

C.(Continuation) DOCUMENTS CONSIDERED TO BE RELEVANT		
Category *	Citation of document, with indication, where appropriate, of the relevant passages	Relevant to claim No.
A	WO 94 09362 A (SHELL CANADA LTD ;SHELL INT RESEARCH (NL)) 28 April 1994 see claim 1 ---	17
A	WO 94 08226 A (SHELL CANADA LTD ;SHELL INT RESEARCH (NL)) 14 April 1994 see claim 1 ---	17
A	EP 0 304 232 A (BP OIL INT) 22 February 1989 see claims 1,12 -----	17

INTERNATIONAL SEARCH REPORT

International Application No
PCT/EP 96/04605

Patent document cited in search report	Publication date	Patent family member(s)	Publication date
EP-A-0246399	25-11-87	US-A- 4717827 JP-A- 62259043 US-A- 4888484	05-01-88 11-11-87 19-12-89
US-A-3177706	13-04-65	NONE	
EP-A-0369310	23-05-90	DE-A- 3838371 CA-A- 2002611 WO-A- 9005292 EP-A- 0533655 JP-T- 4502812 US-A- 5139333	17-05-90 11-05-90 17-05-90 31-03-93 21-05-92 18-08-92
WO-A-9409362	28-04-94	AU-A- 5151493 CA-A- 2146985 EP-A- 0671003 FI-A- 951720 JP-T- 8502360 NO-A- 951416 NZ-A- 256694 ZA-A- 9307593	09-05-94 28-04-94 13-09-95 11-04-95 12-03-96 11-04-95 27-02-96 03-05-94
WO-A-9408226	14-04-94	AU-A- 5149393 EP-A- 0663998 FI-A- 951570 JP-T- 8501878 NO-A- 951284 NZ-A- 256675 ZA-A- 9307297 AU-A- 5971994 BR-A- 9405871 CA-A- 2154786 CN-A- 1116878 WO-A- 9417391 EP-A- 0681693 FI-A- 953579 JP-T- 8505944 NO-A- 952957 ZA-A- 9400536	26-04-94 26-07-95 03-04-95 27-02-96 03-04-95 27-11-95 25-04-94 15-08-94 12-12-95 04-08-94 14-02-96 04-08-94 15-11-95 26-07-95 25-06-96 26-07-95 09-09-94

INTERNATIONAL SEARCH REPORT

International Application No
PCT/EP 96/04605

Patent document cited in search report	Publication date	Patent family member(s)	Publication date
EP-A-0304232	22-02-89	FR-A- 2619623	24-02-89
		FR-A- 2619572	24-02-89
		FR-A- 2619625	24-02-89
		FR-A- 2619626	24-02-89
		FR-A- 2619627	24-02-89
		FR-A- 2619628	24-02-89
		FR-A- 2619629	24-02-89
		FR-A- 2619630	24-02-89
		FR-A- 2634283	19-01-90
		AT-T- 146880	15-01-97
		AU-B- 603919	29-11-90
		AU-A- 2095388	23-02-89
		CA-A- 1333447	13-12-94
		JP-A- 1113637	02-05-89
		US-A- 5452232	19-09-95
