US00D332465S

United States Patent [19]

Johnson et al.

[11] Patent Number: Des. 332,465

[45] Date of Patent: ** Jan. 12, 1993

[54] **OPERATORS'S CONTROL UNIT FOR A PRINTER**

[75] Inventors: **Chris G. Johnson**, New York County, N.Y.; **Eugene K. Sokolowski**, Cook County, Ill.

[73] Assignee: **AT&T Bell Laboratories**, Murray Hill, N.J.

[**] Term: **14 Years**

[21] Appl. No.: **253,535**

[22] Filed: **Oct. 5, 1988**

[52] **U.S. Cl.** **D18/56**; D14/100

[58] **Field of Search** ..... D18/6, 7, 11, 56; D14/100, 106; 200/5 A, 293, 303, 329, 512, 517; 400/472, 479, 477, 88, 680, 681; 340/711; 235/145 R, 10

[56] **References Cited**

U.S. PATENT DOCUMENTS

D. 234,360	2/1975	Duncan	D18/6
D. 290,969	7/1987	Sutou et al.	D18/56
D. 300,534	4/1989	Luong	D18/7
D. 322,806	12/1991	Takeda et al.	D18/56
D. 324,534	3/1992	Takeda et al.	D18/56
4,379,336	4/1983	Yamamoto et al.	D18/7
4,671,688	6/1987	Brashears	235/145 R
4,773,783	9/1988	Dickie	400/472
4,905,173	2/1990	Bianco	235/1 D

FOREIGN PATENT DOCUMENTS

0125360	5/1988	Japan	400/88
2046671	11/1980	United Kingdom	400/88

Primary Examiner—A. Hugo Word
Assistant Examiner—Cathy Anne MacCormac
Attorney, Agent, or Firm—D. A. Marshall

[57] **CLAIM**

The ornamental design for an operator's control unit for a printer, as shown and described.

DESCRIPTION

FIG. **1** is a front, top and left side perspective view of an opeator's control unit for a printer showing our new design;
FIG. **2** is a left side elevational view thereof;
FIG. **3** is a right side elevational view thereof;
FIG. **4** is a front elevational view thereof;
FIG. **5** is a bottom plan view thereof; and,
FIG. **6** is a rear elevational view thereof.

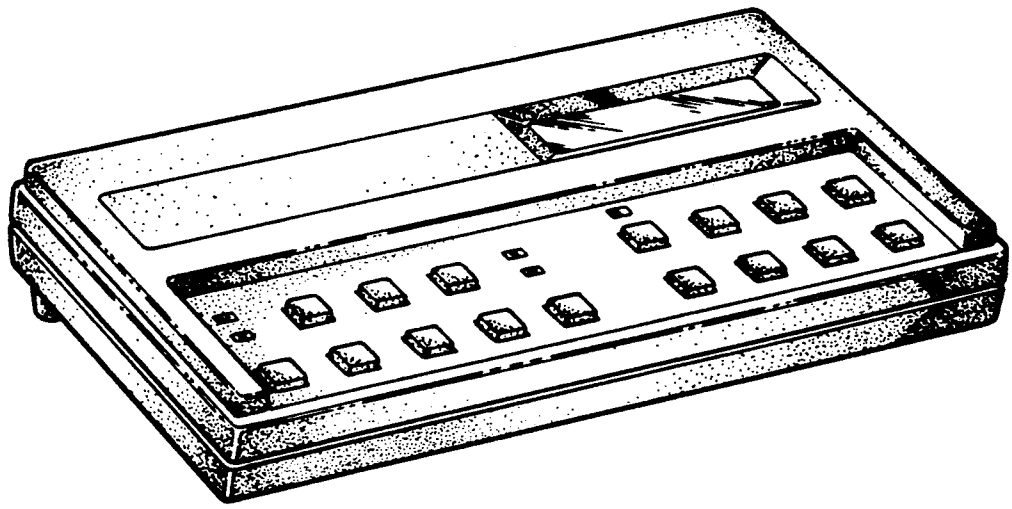

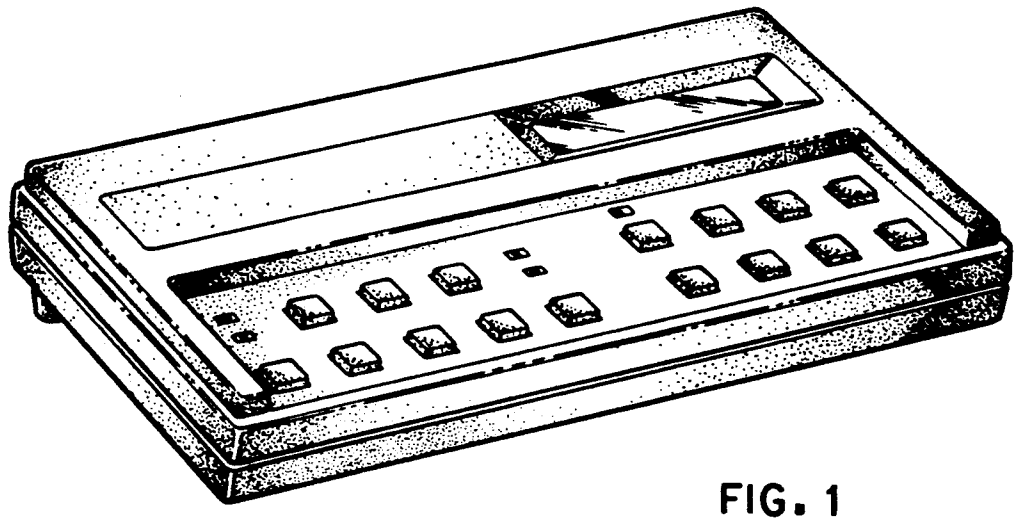

FIG. 1

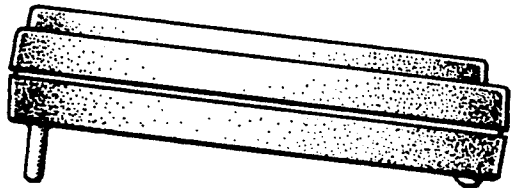

FIG. 2

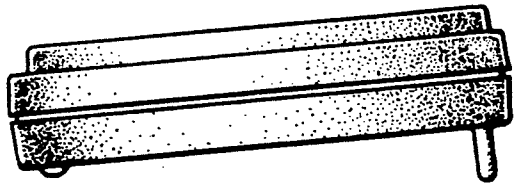

FIG. 3

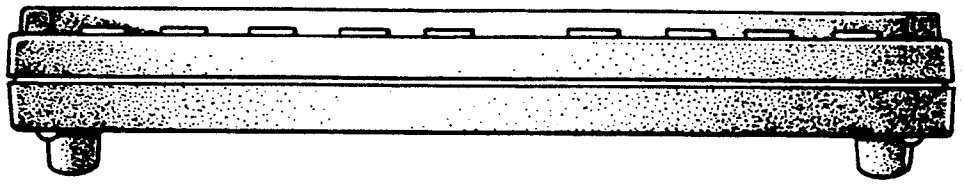

FIG. 4



FIG. 5



FIG. 6