



US00D511592S

(12) **United States Design Patent** (10) **Patent No.:** **US D511,592 S**
Gerber (45) **Date of Patent:** **** Nov. 15, 2005**

(54) **LIFELINE CABINET**

D413,704 S * 9/1999 Metchear, III D99/32
6,257,942 B1 * 7/2001 Groover 441/84

(76) Inventor: **Steven T. Gerber**, 11318 Pine Orchard
Cove, Fort Wayne, IN (US) 46845

* cited by examiner

(**) Term: **14 Years**

Primary Examiner—Lucy Lieberman
(74) *Attorney, Agent, or Firm*—Krieg DeVault Lundy LLP

(21) Appl. No.: **29/172,248**

(57) **CLAIM**

(22) Filed: **Dec. 9, 2002**

The ornamental design for a lifeline cabinet, as shown and described.

(51) **LOC (8) Cl.** **29-02**

(52) **U.S. Cl.** **D29/124**

(58) **Field of Search** D29/124; D99/32;
441/80, 84, 82, 85, 88; 182/70

DESCRIPTION

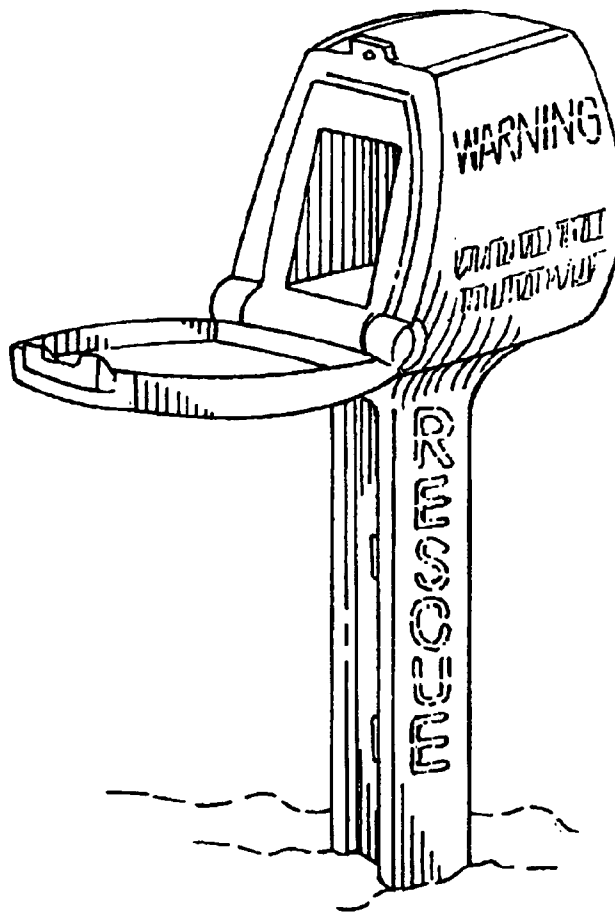
(56) **References Cited**

U.S. PATENT DOCUMENTS

896,037	A	*	8/1908	Neely	441/85
2,088,251	A	*	7/1937	Walters	441/85
2,192,203	A	*	3/1940	Purdy	441/85
3,945,067	A	*	3/1976	Salvarezza	441/80
4,056,861	A	*	11/1977	Cornforth	441/85
4,713,033	A	*	12/1987	Cameron	441/84
4,804,177	A	*	2/1989	Rosson	482/55
4,836,815	A	*	6/1989	Spurgeon	441/84
5,076,394	A	*	12/1991	Sheu	182/70

FIG. 1 is a perspective view of the new, original and ornamental design of lifeline cabinet of the invention being viewed from the right front with the door open; FIG. 2 is a front view of the new, original and ornamental design of the lifeline cabinet of FIG. 1 with the door closed; FIG. 3 is a top view of the new, original and ornamental design of the lifeline cabinet with the door closed; and, FIG. 4 is a side view of the new, original and ornamental design of the lifeline cabinet of FIG. 1 with the door open. The broken lines in the drawings are for illustrative purposes only and do not form part of the claimed design.

1 Claim, 2 Drawing Sheets



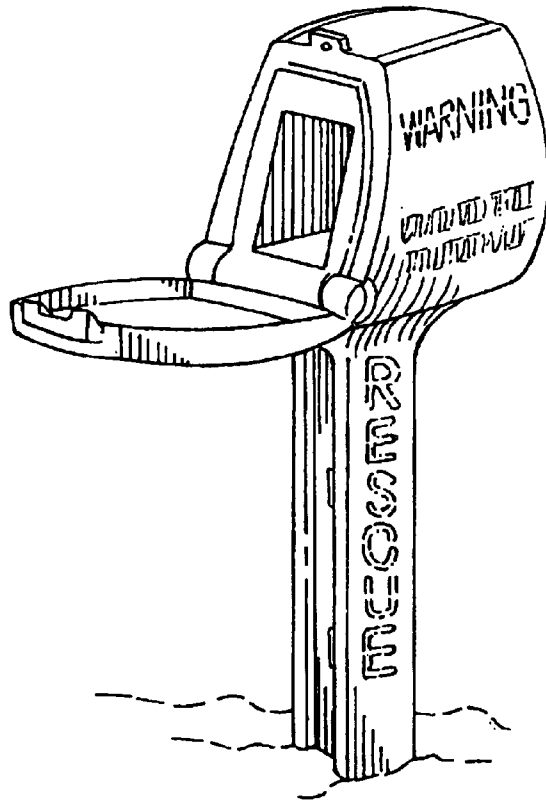


FIG. 1

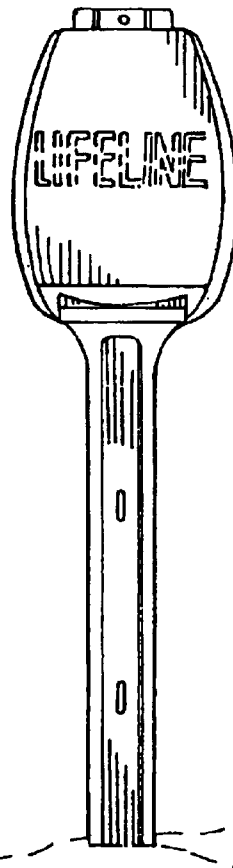


FIG. 2

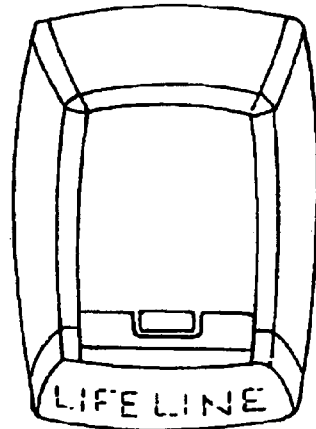


FIG. 3

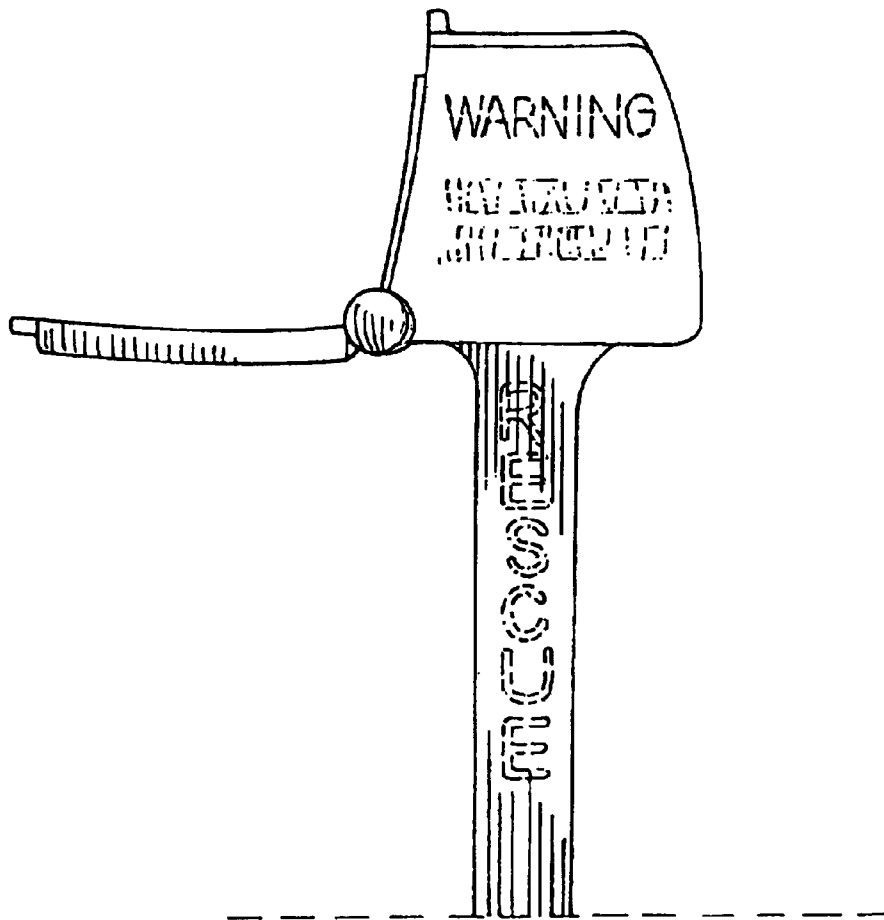


FIG. 4