



US00D748403S

(12) **United States Design Patent**
Walser

(10) **Patent No.:** **US D748,403 S**

(45) **Date of Patent:** **** Feb. 2, 2016**

(54) **CHAIR**

(71) Applicant: **Inventor Group GmbH**, Wollerau (CH)

(72) Inventor: **Thomas Walser**, Kreuzlingen (CH)

(73) Assignee: **Inventor Group GmbH**, Wollerau (CH)

(**) Term: **14 Years**

(21) Appl. No.: **29/487,105**

(22) Filed: **Apr. 4, 2014**

(51) **LOC (10) Cl.** **06-03**

(52) **U.S. Cl.**
USPC **D6/352**

(58) **Field of Classification Search**
USPC D6/333, 335, 340, 344, 347, 349-355,
D6/358, 360, 363-365, 381, 596, 662.1,
D6/677, 685, 687, 688.15, 688.27, 690,
D6/691, 692.1-692.3, 695.1, 708.16,
D6/708.2, 709, 709.2, 709.22, 711,
D6/716-716.7, 717; D25/63-65
CPC A47C 1/14; A47C 3/16-3/20; A47C 4/00;
A47C 4/28; A47C 5/02; A47C 5/04; A47C
5/043; A47C 7/00-7/006; A47C 7/02; A47C
9/00; A47C 9/02; A47C 9/002; A47C 9/007;
A47C 9/025; A47C 9/10; A47C 11/00;
A47C 12/00; A47C 13/00; A47C 16/02;
A47B 7/00-7/02; A47B 45/00; A47B
47/04-47/045; A47B 3/12

See application file for complete search history.

(56) **References Cited**

U.S. PATENT DOCUMENTS

D151,188 S *	9/1948	Price et al.	D6/350
D348,361 S *	7/1994	Beecher	D6/365
D536,542 S *	2/2007	Chiu	D6/352
D560,378 S *	1/2008	Audrito	D6/351
D576,808 S *	9/2008	Ton	D6/349
D595,968 S *	7/2009	Korban et al.	D6/349
D620,265 S *	7/2010	Dewhirst	D6/345
D623,430 S	9/2010	Walser	
D650,182 S *	12/2011	Andersson	D6/349
D650,183 S *	12/2011	Andersson	D6/349
D670,094 S *	11/2012	Prestandrea et al.	D6/351

* cited by examiner

Primary Examiner — Susan Bennett Hattan

Assistant Examiner — Vy Koenig

(74) *Attorney, Agent, or Firm* — Smartpat PLC

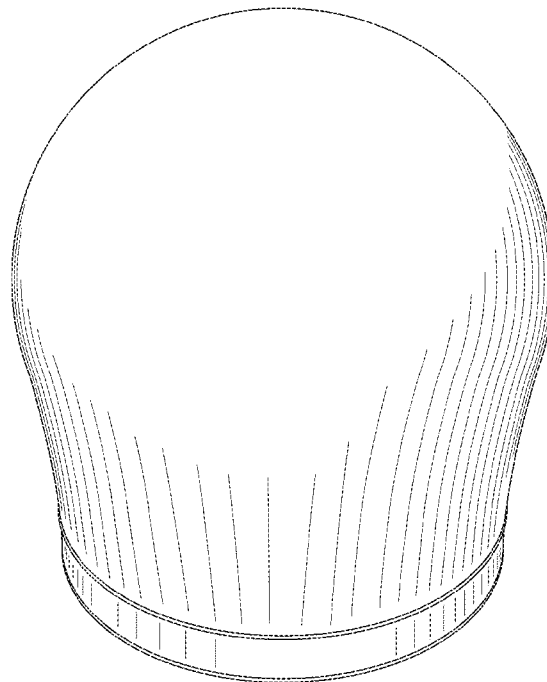
(57) **CLAIM**

I claim the ornamental design for a chair, as shown and described.

DESCRIPTION

FIG. 1 is a top, front perspective view of a chair showing my new design;
FIG. 2 is a bottom, front perspective view thereof;
FIG. 3 is a front view thereof, the rear view, left side view and right side view being identical;
FIG. 4 is a top view thereof; and,
FIG. 5 is a bottom view thereof.

1 Claim, 5 Drawing Sheets



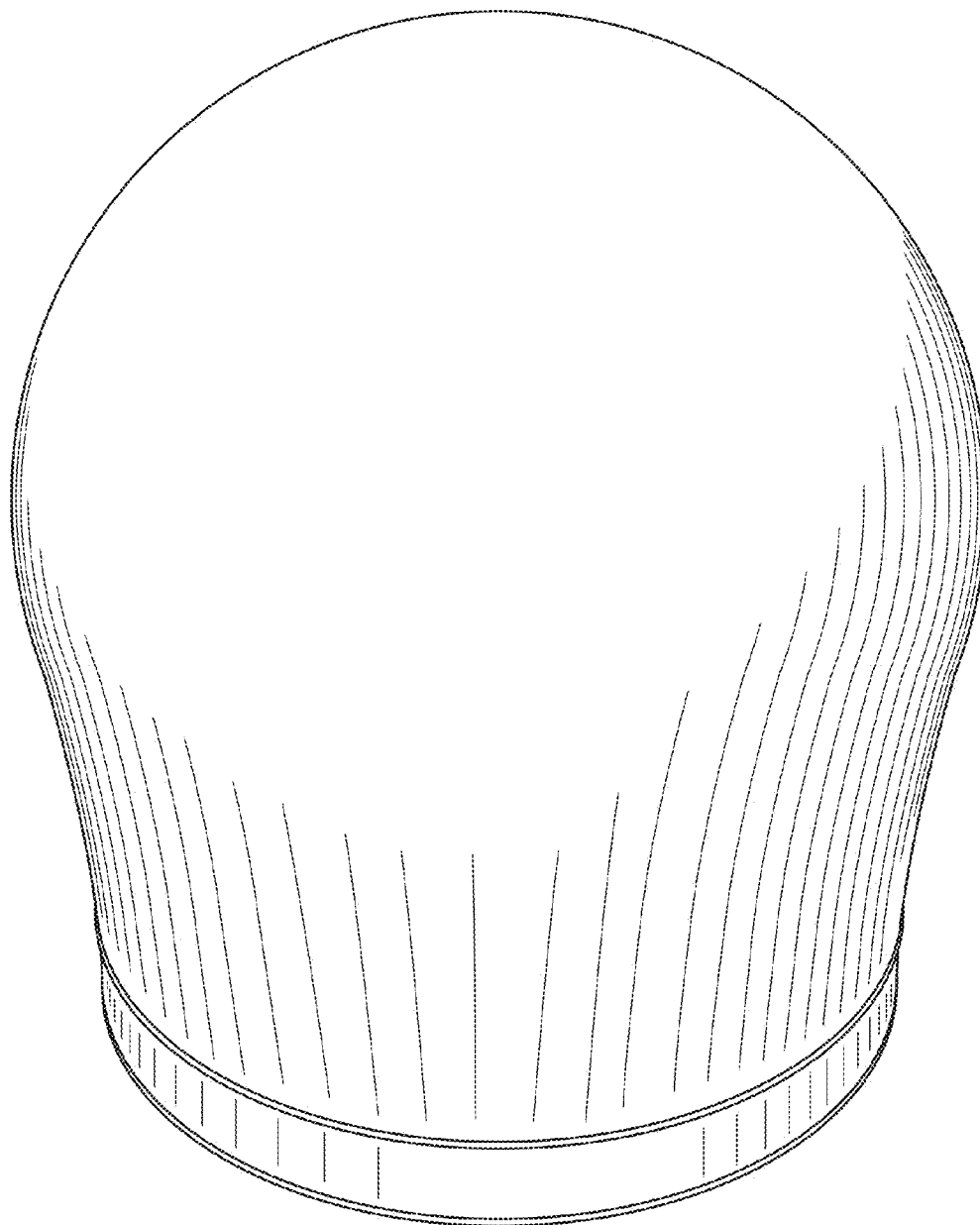


FIG. 1

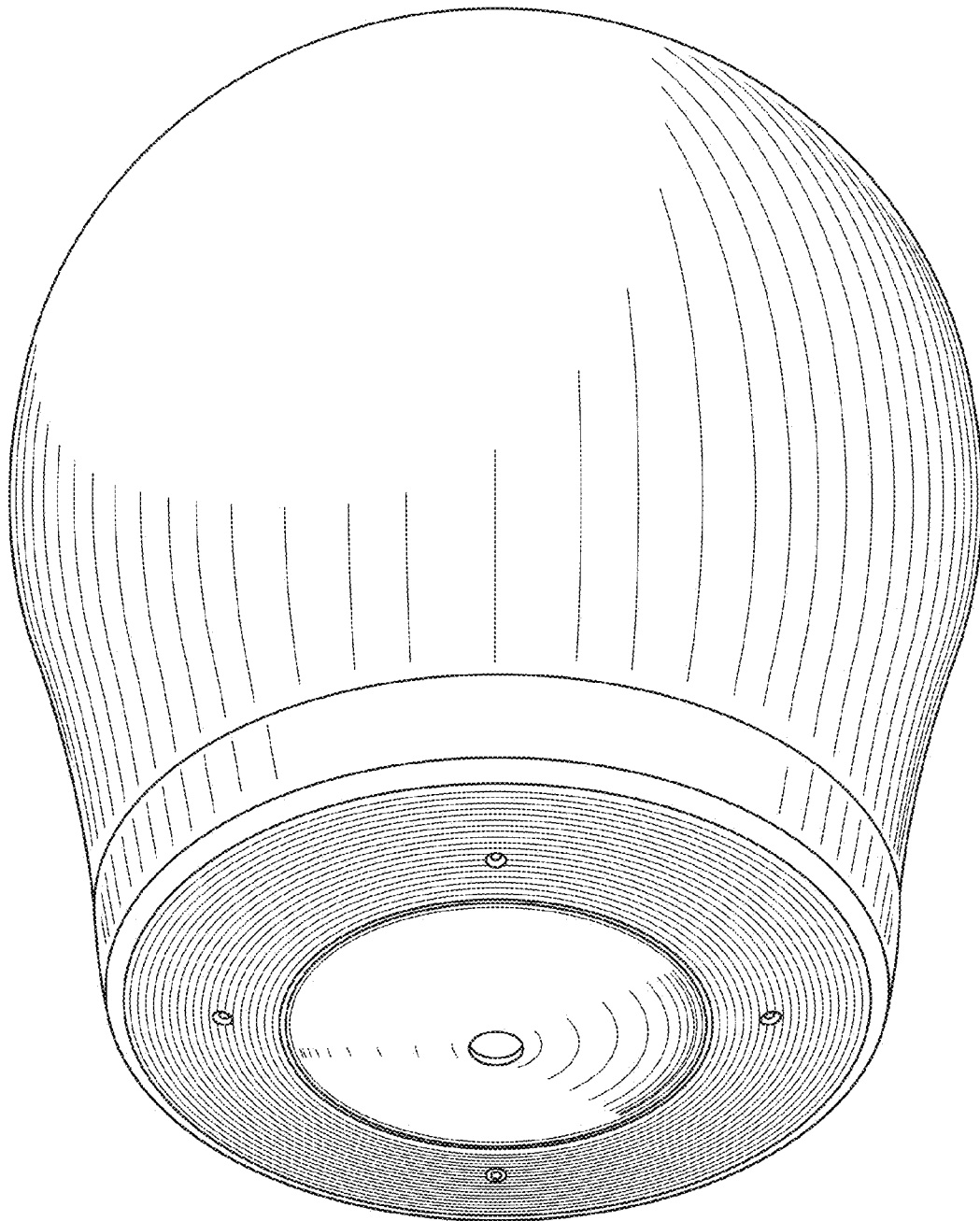


FIG. 2

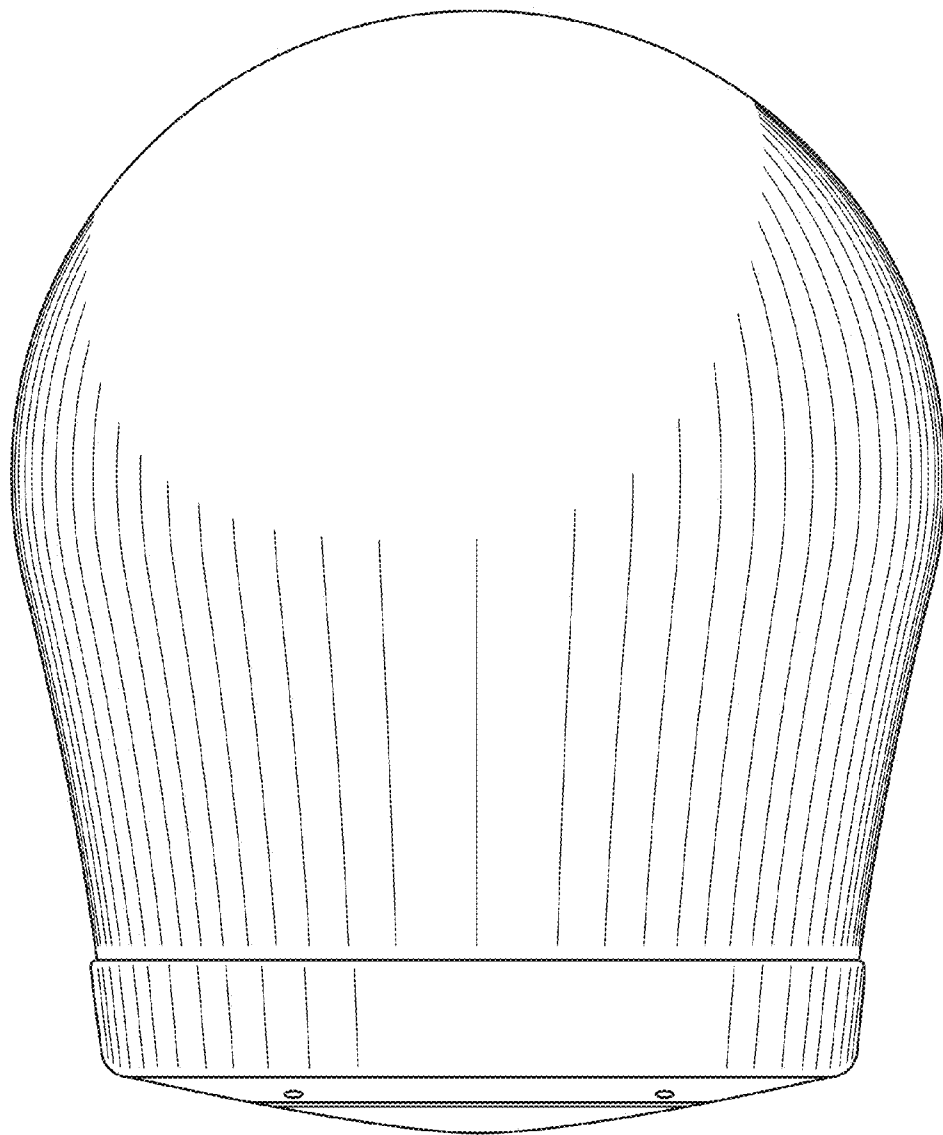


FIG. 3

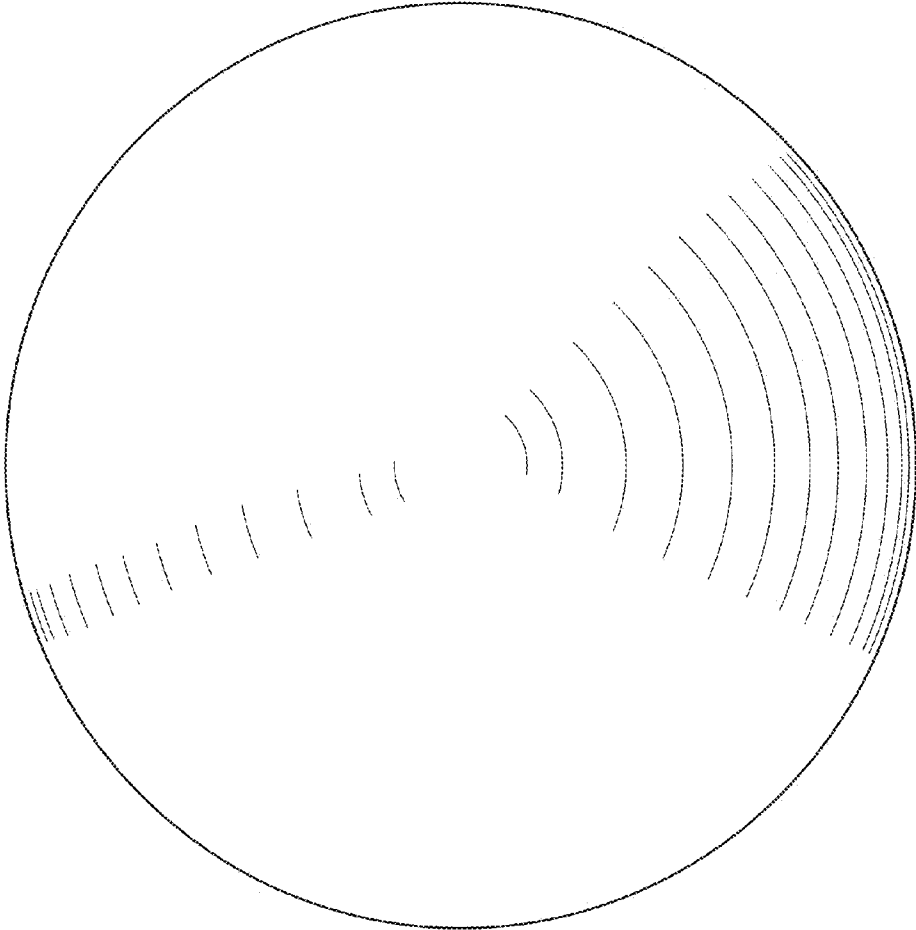


FIG. 4

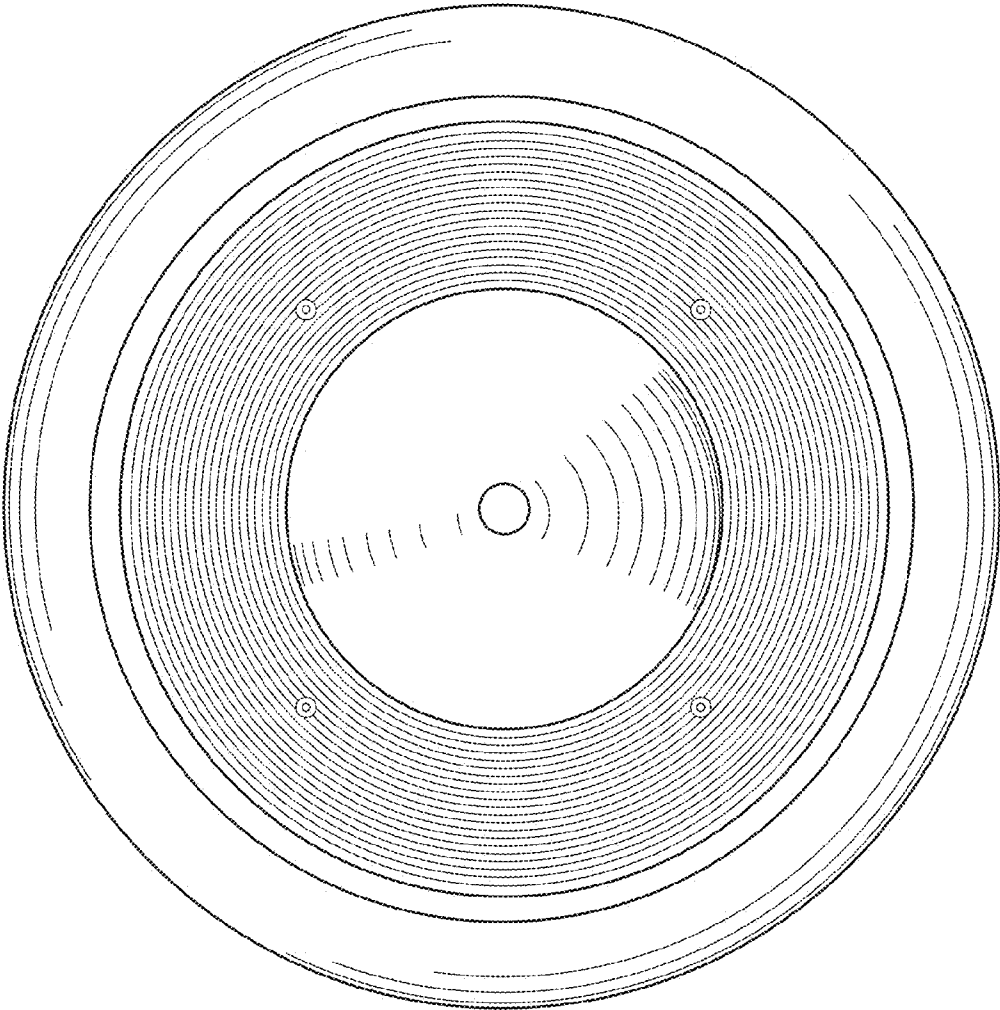


FIG. 5