



US00D631225S

(12) **United States Design Patent**
Plato

(10) **Patent No.:** **US D631,225 S**

(45) **Date of Patent:** **** Jan. 18, 2011**

(54) **SAFE**

(75) Inventor: **Lea Marie Plato**, Milwaukee, WI (US)

(73) Assignee: **Master Lock Company LLC**, Oak Creek, WI (US)

(**) Term: **14 Years**

(21) Appl. No.: **29/345,870**

(22) Filed: **Oct. 23, 2009**

(51) **LOC (9) Cl.** **25-02**

(52) **U.S. Cl.** **D99/28; D99/43; D6/432**

(58) **Field of Classification Search** D99/28,
D99/43, 99; D6/432, 438, 441, 448, 457,
D6/470, 510; 109/7, 25, 38-39, 45, 47-48,
109/50, 59 R, 70, 71, 77; 211/4, 64; 312/135,
312/215, 297, 305, 409

See application file for complete search history.

(56) **References Cited**

U.S. PATENT DOCUMENTS

4,733,549	A	3/1988	Baker	
D298,679	S *	11/1988	Casini et al.	D99/28
5,437,367	A	8/1995	Martin	
5,595,073	A	1/1997	Sullivan	
5,730,009	A	3/1998	Westfield	
6,109,434	A	8/2000	Howard, Jr.	
6,113,268	A	9/2000	Thompson	
6,161,738	A	12/2000	Norris	
6,308,541	B1	10/2001	Stowe	
6,357,086	B1	3/2002	Ye	
D624,274	S *	9/2010	Pendleton	D99/28

OTHER PUBLICATIONS

Website printout; Satellite Autosafe, Product Details, SKU No. TS-351626, printed Feb. 29, 2008; 3 pages; <http://www.yourmobiledesk.com/products/proddetail.cfm?prodID=16364&catID=255&subcatID=2>

Website printout; Satellite Autosafe, Product Details, Porta Safe; SKU No. JOT-425-2581; printed Feb. 29, 2008; 2 pages; <http://www.yourmobiledesk.com/products/proddetail.cfm?prodID=5774&catID=225&subcatID=22>

Website printout; PacSafe Travel Sale 100 Portable Safe; Corporate Travel Safety; printed Feb. 29, 2008; 4 pages; http://www.corporatetravelsafety.com/travel_safe_100.html.

Website printout; Portable iPod protection with Yelpie by Evan Blass; posted Jun. 4, 2006; printed Dec. 15, 2009; <http://www.engadget.com/2006/06/04/portable-ipod-protection-with-yelpie/>.

* cited by examiner

Primary Examiner—Lisa P Lichtenstein

(74) *Attorney, Agent, or Firm*—Calfee, Halter & Griswold LLP

(57) **CLAIM**

I claim the ornamental design for a safe, as shown and described.

DESCRIPTION

FIG. 1 is a perspective view of another safe of the new design;

FIG. 2 is a front view of the safe of FIG. 1;

FIG. 3 is a rear view of the safe of FIG. 1;

FIG. 4 is a left side view of the safe of FIG. 1;

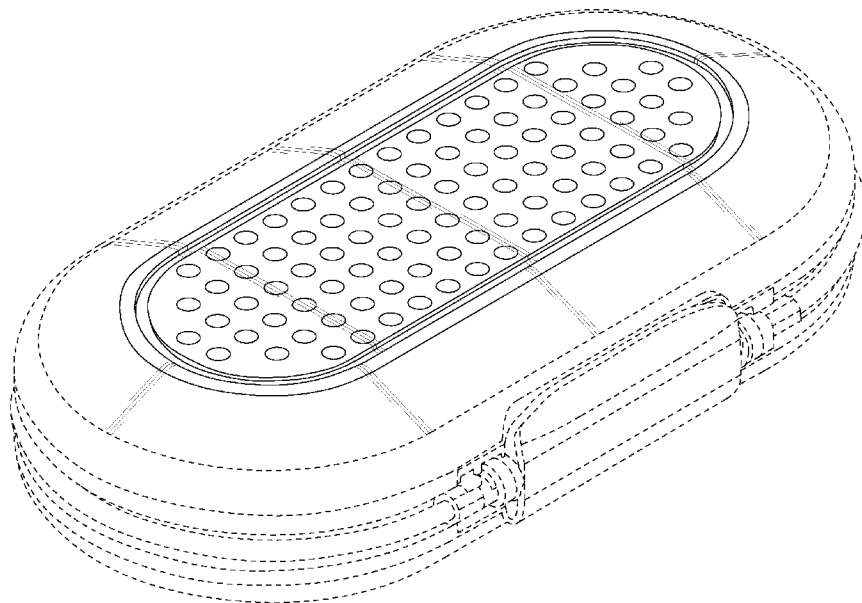
FIG. 5 is a right side view of the safe of FIG. 1;

FIG. 6 is a top view of the safe of FIG. 1; and,

FIG. 7 is a bottom view of the safe of FIG. 1.

The broken line showing of portions of the safe is included for the purpose of illustrating environmental structure and forms no part of the claimed design.

1 Claim, 5 Drawing Sheets



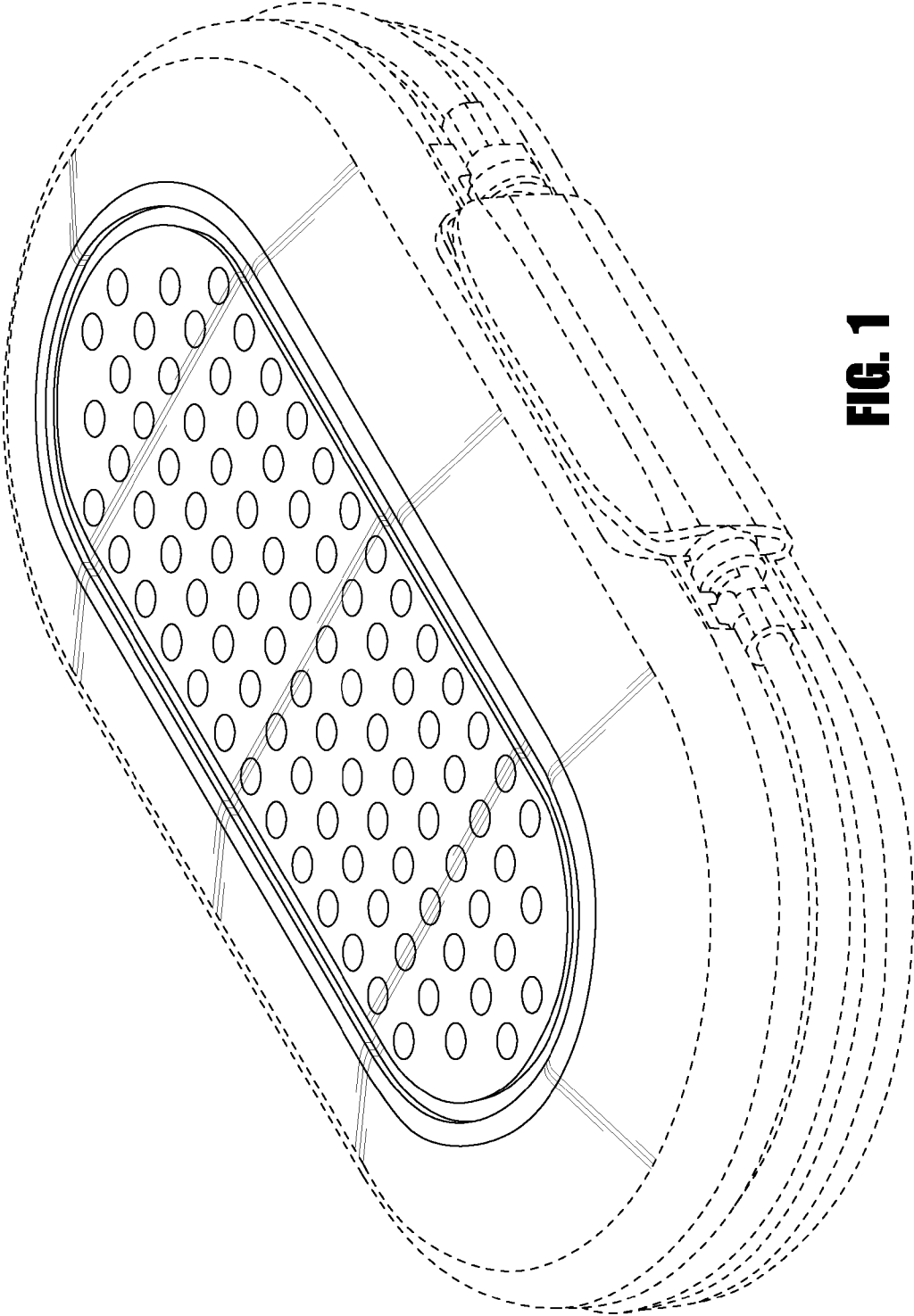


FIG. 1

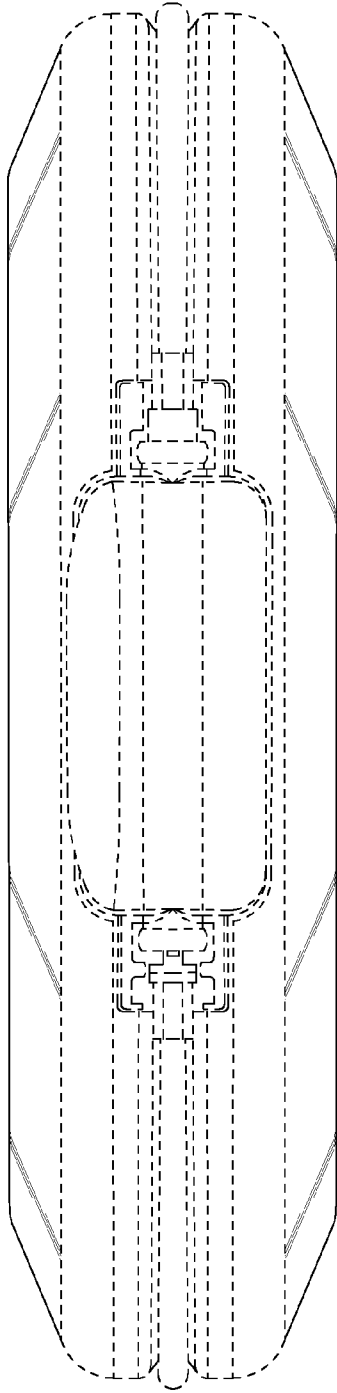


FIG. 2




FIG. 3

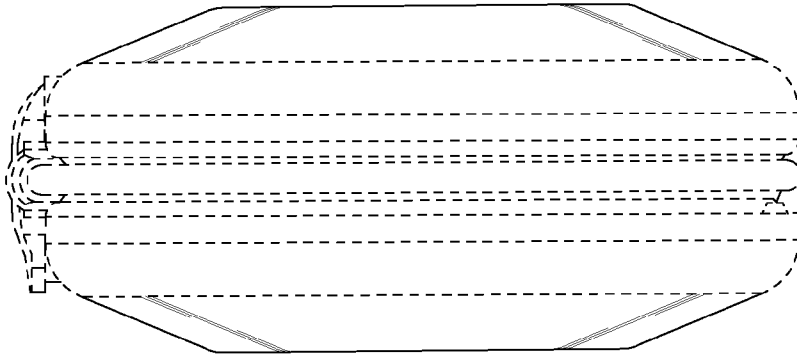


FIG. 4

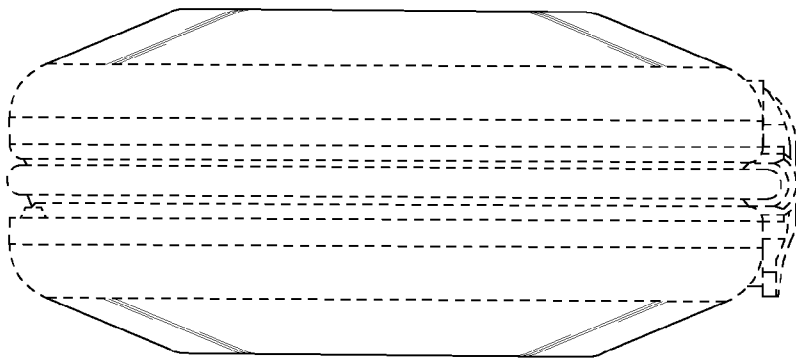


FIG. 5

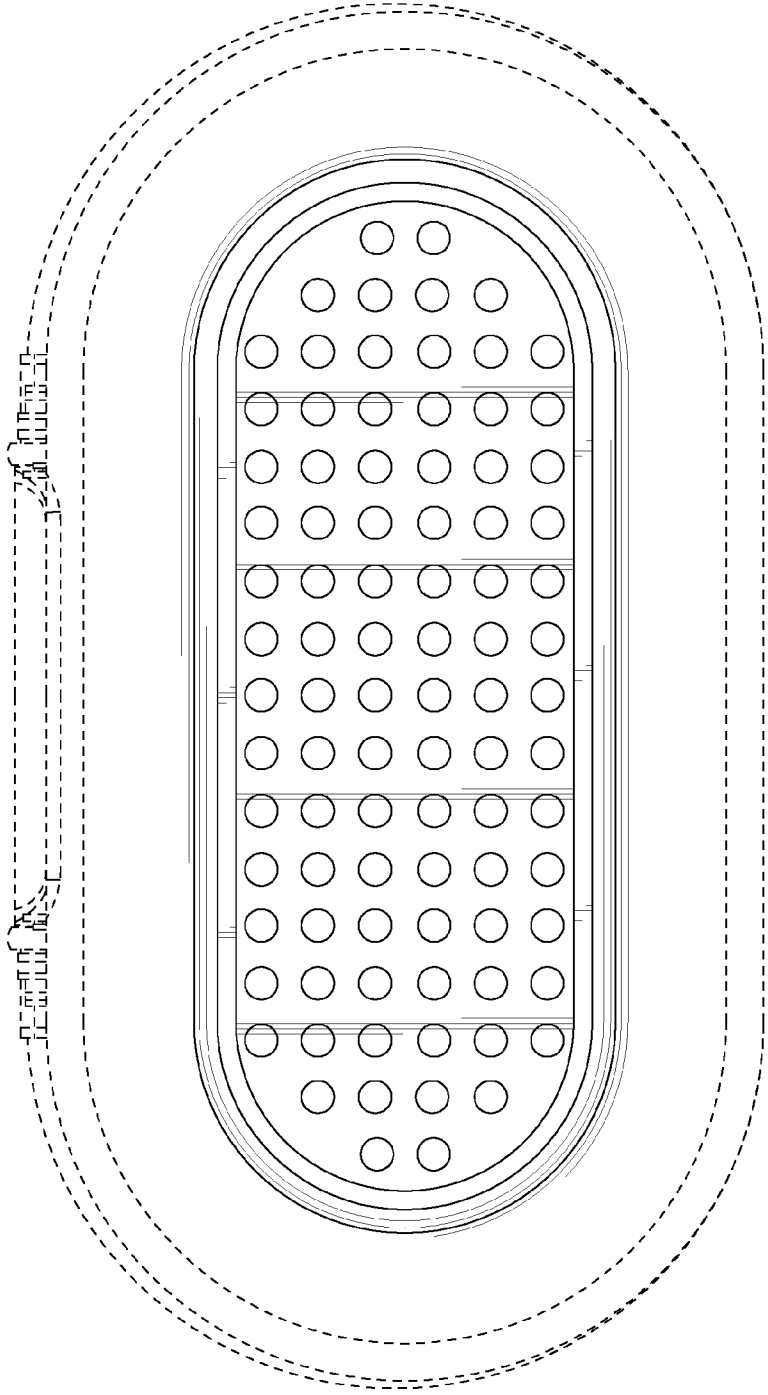


FIG. 6

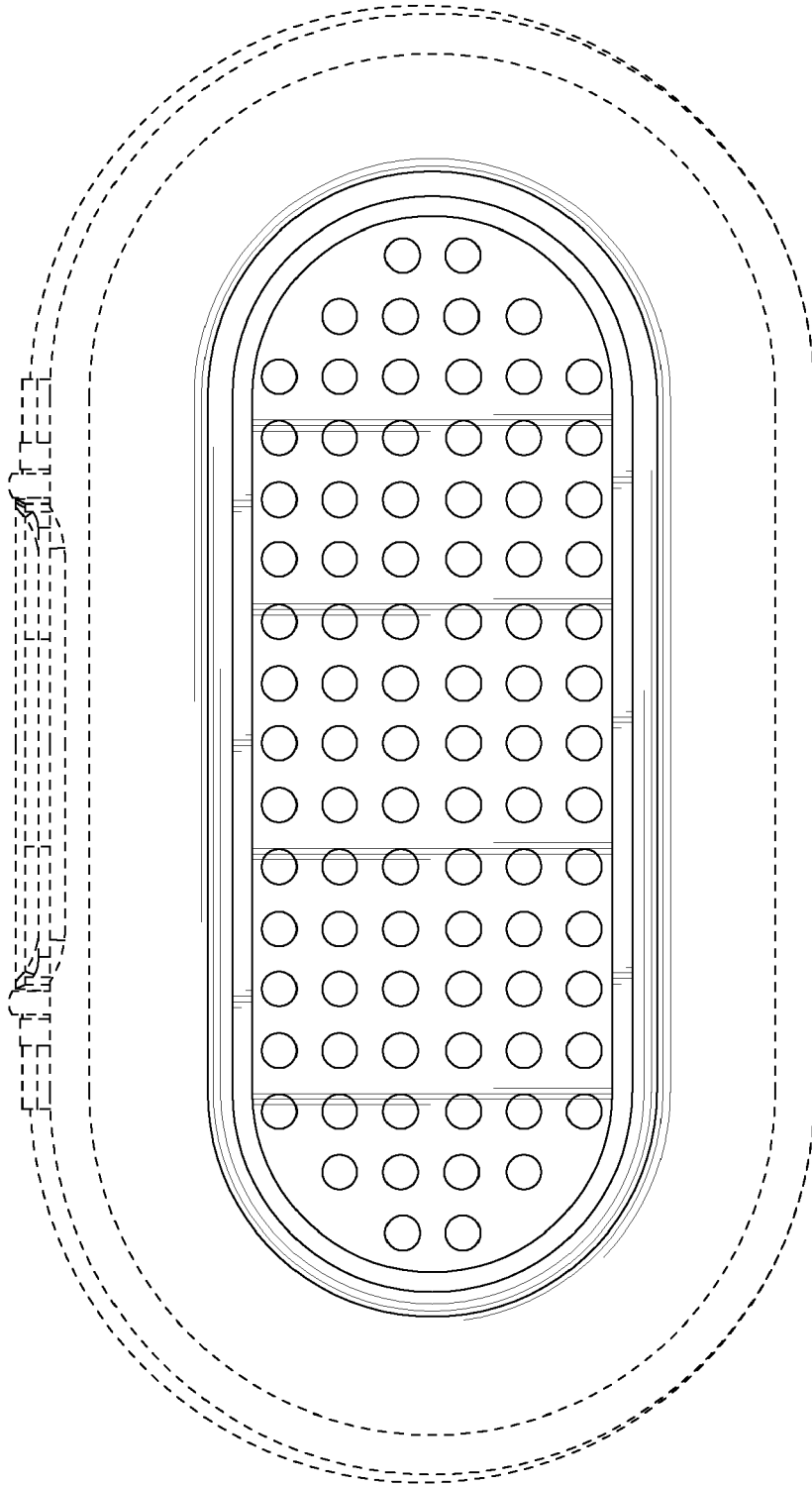


FIG. 7