



US00D653147S

(12) **United States Design Patent**
Falino

(10) **Patent No.:** **US D653,147 S**

(45) **Date of Patent:** **** Jan. 31, 2012**

(54) **JEWELRY ARTICLES**

(76) Inventor: **Fabio Falino**, Ascoli Piceno (IT)

(**) Term: **14 Years**

(21) Appl. No.: **29/332,849**

(22) Filed: **Feb. 26, 2009**

(30) **Foreign Application Priority Data**

Sep. 1, 2008 (EM) 994.652-0001/0013

(51) **LOC (9) Cl.** **11-01**

(52) **U.S. Cl.** **D11/3**

(58) **Field of Classification Search** D11/1,
D11/3, 53, 95, 96, 97, 98, 2, 4-25, 26-39;
63/12, 13, 15, 15.1-15.4

See application file for complete search history.

(56) **References Cited**

U.S. PATENT DOCUMENTS

D21,618 S *	6/1892	Requa	D11/98
D21,642 S *	6/1892	Piaget	D11/98
D37,020 S *	7/1904	Getz	D11/97
D51,302 S *	9/1917	Fischer	D11/32
D77,131 S *	12/1928	Shulan	D11/32
D131,586 S *	3/1942	Barbieri	D11/4
D413,531 S *	9/1999	Philippe	D10/32
D434,689 S *	12/2000	Nasr	D11/83
7,654,110 B2 *	2/2010	Azar	63/3.1
D640,949 S *	7/2011	Iacomucci	D11/31

OTHER PUBLICATIONS

http://www.itsallgoodgiftsandmore.com/200_200_csupload_22749760.jpg?u=448128752*

<http://www.jewellerydiscountshop.co.uk/trolleyed/images/products/ubfac.jpg>*

* cited by examiner

Primary Examiner — Cathron Brooks

Assistant Examiner — Melanie Levy

(74) *Attorney, Agent, or Firm* — William J. Sapone; Coleman Sudol Sapone P.C.

(57) **CLAIM**

The ornamental design for jewelry articles, as shown and described.

DESCRIPTION

FIG. 1 is a perspective view of a jewelry article, showing my new design with the two portions separated;

FIG. 2 is a perspective view thereof, with the portions in a mating engagement;

FIG. 3 is a front view thereof;

FIG. 4 is a rear view thereof;

FIG. 5 is a left side view thereof;

FIG. 6 is a right side view thereof;

FIG. 7 is a top view thereof; and

FIG. 8 is a bottom view thereof;

FIG. 9 is a perspective view of an alternative embodiment of the jewelry article, showing my new design with the two portions separated;

FIG. 10 is a perspective view thereof, with the portions in a mating engagement;

FIG. 11 is a front view thereof;

FIG. 12 is a rear view thereof;



FIG. 13 is a left side view thereof;

FIG. 14 is a right side view thereof;

FIG. 15 is a top view thereof; and,

FIG. 16 is a bottom view thereof.

1 Claim, 16 Drawing Sheets






Fig. 1




Fig. 2




Fig. 3




Fig. 4

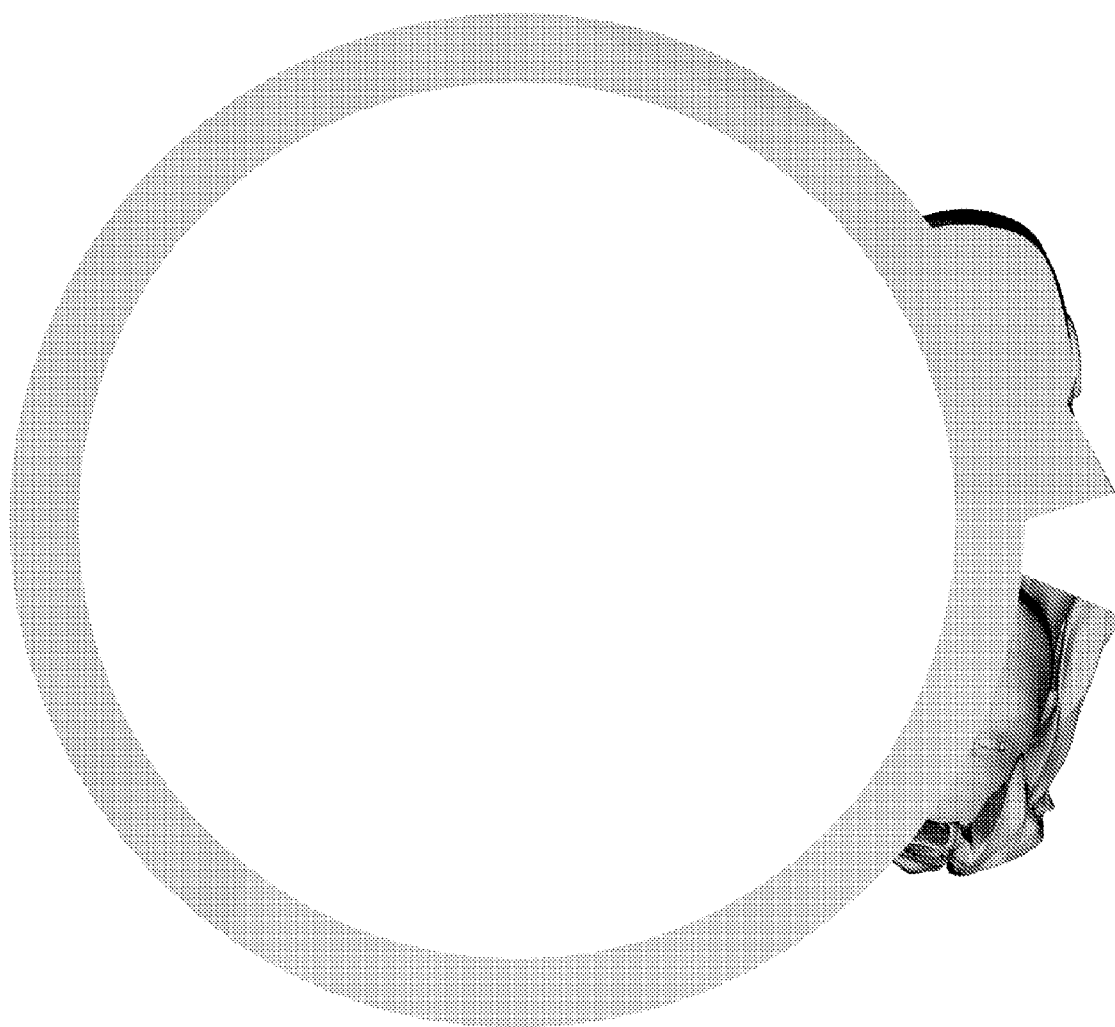


Fig. 5

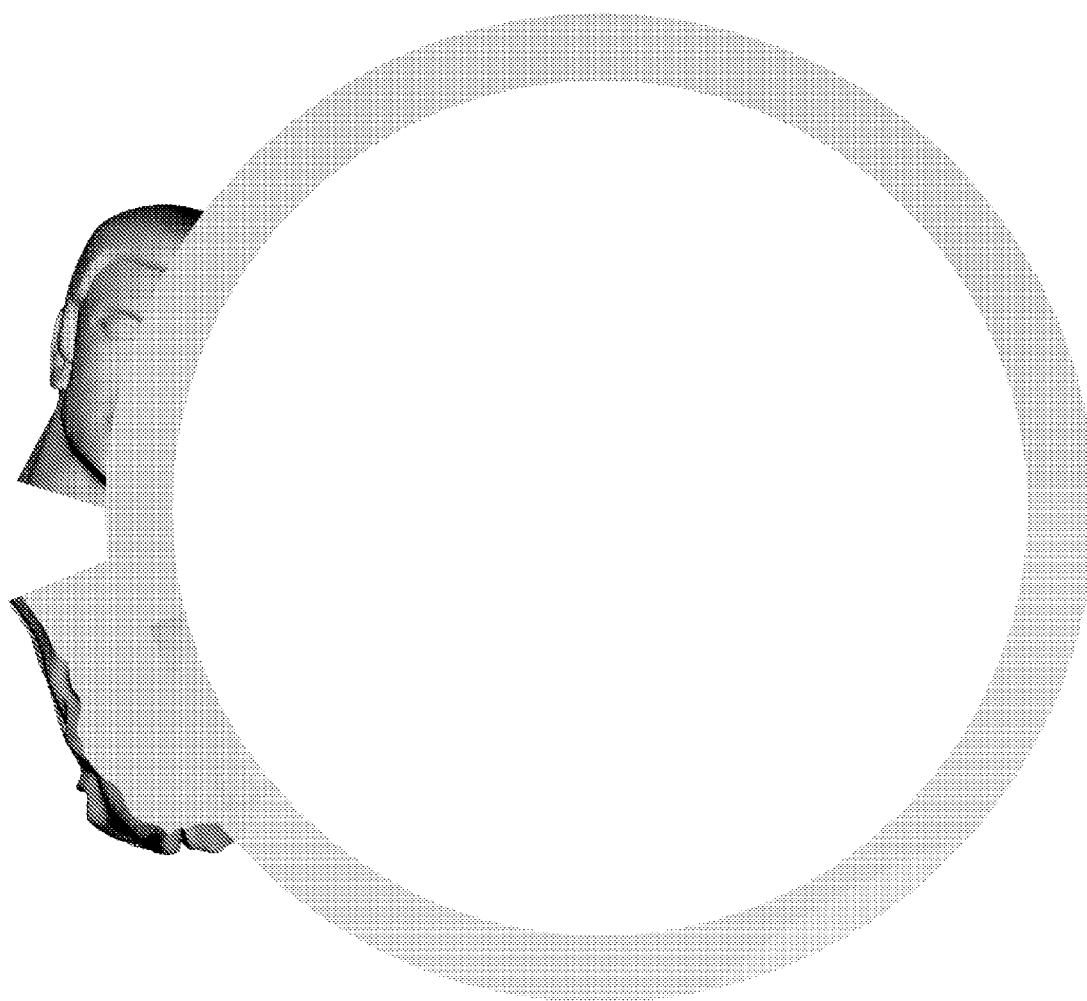


Fig. 6




Fig. 7

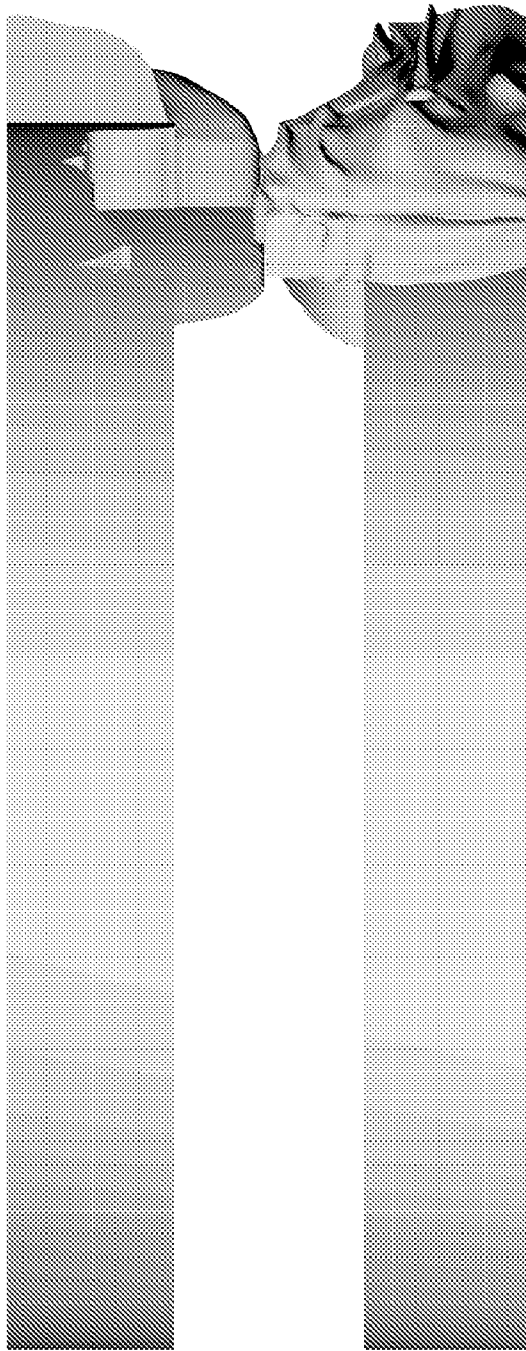


Fig. 8




Fig. 9




Fig. 10




Fig. 11

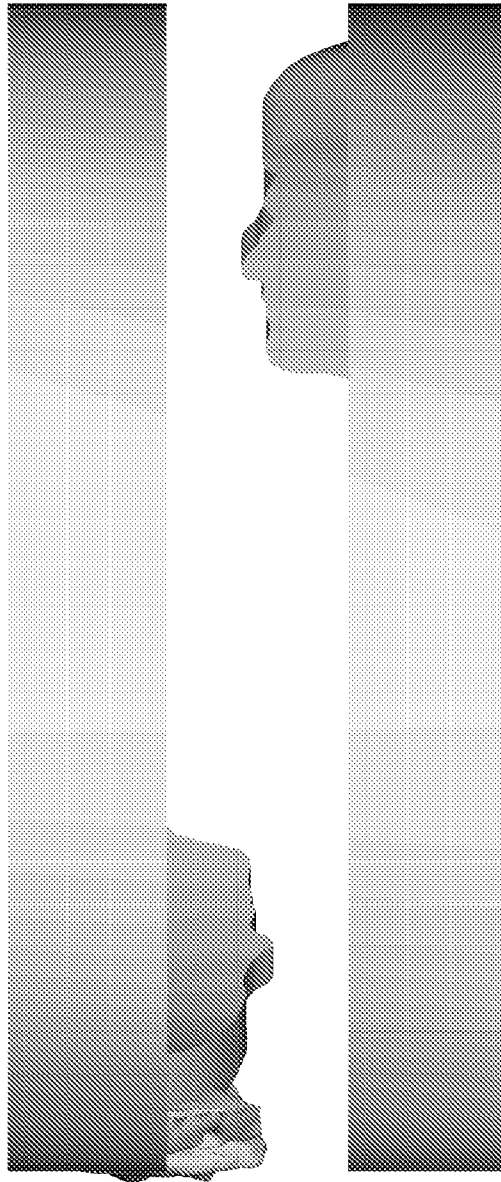


Fig. 12




Fig. 13




Fig. 14




Fig. 15




Fig. 16