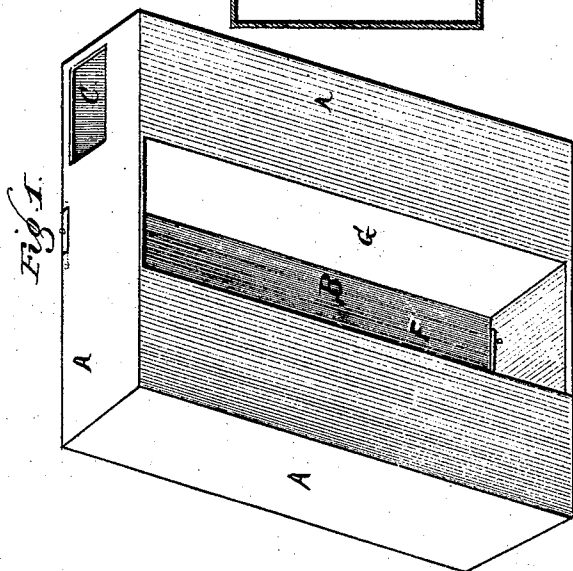
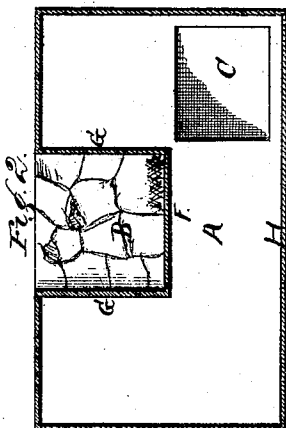
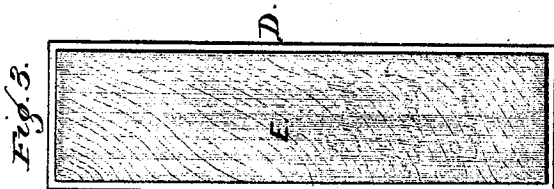


A. Booth,

Refrigerator.

No. 103551.

Patented May 31. 1870.



Witnesses:
C. H. Frost.
Wm. C. Furwell.

Invention of
Alfred Booth
By Farnell, Cheswell & Co.
Attorneys.

UNITED STATES PATENT OFFICE.

ALFRED BOOTH, OF CHICAGO, ILLINOIS.

IMPROVED REFRIGERATING OYSTER-CAN.

Specification forming part of Letters Patent No. 103,551, dated May 31, 1870.

To all whom it may concern:

Be it known that I, ALFRED BOOTH, of Chicago, in the county of Cook and State of Illinois, have invented a new and useful Refrigerating-Can for Oysters; and I do hereby declare the following to be a full, clear, and exact description thereof, which will enable others skilled in the art to which my invention appertains to make and use the same, reference being had to the accompanying drawing, forming part of this specification.

Figure 1 is a perspective view of my improved transporting-can. Fig. 2 is a transverse section of the same in the line *x x*, Fig. 1. Fig. 3 is a bottom-plan view of the cover of the ice-chamber.

Similar letters of reference indicate corresponding parts in the several figures of the drawings.

My invention has for its object to provide a sheet-metal can in which large quantities of oysters shall be preserved in a perfectly-fresh condition during transportation from the sea-coast to the interior of the country, and, after arrival, until retailed or canned in small quantities for consumption.

To this end the invention consists, primarily, in a sheet-metal can of large capacity, so constructed that one or more ice-chambers are formed in its body to separate the bulk of the oysters and form two or more cooling-surfaces for the same.

In the accompanying drawing, A is a sheet-metal can, of sufficient size to contain several gallons of oysters. In one side of the can, extending from the top to the bottom, or from side to side, is formed a rectangular chamber, B. After the can has been filled with oysters through the opening C in its top the latter is closed and the chamber B packed with ice, as shown in Fig. 2. The ice-chamber is closed by a cover, D, faced upon its under surface with a sheet, E, of cork or other suitable material. The edges of the cork fit with close contact against the walls of the ice-chamber, to prevent the escape of moisture and the entrance of air to melt the ice.

By my invention it will be seen that an ice-

chamber is formed through the body of the can, by which the bulk of the oysters is separated, and which forms three cooling-surfaces for the latter between the separated parts.

If desired, a second ice-chamber may be formed across the can at right angles to the chamber B, or two or more chambers may be formed parallel to each other longitudinally or transversely of the can.

A still further modification consists in removing the bottom F of the ice chamber and extending the side walls G to the rear or back plate H. In this modification a double can is formed, in effect, upon a single back-plate, with an ice-chamber between them, and must both be provided with an opening or mouth, C, for the introduction of oysters. Instead of extending the ice-chambers through the body of the can parallel to its sides, they may be arranged diagonally across the can, or in an irregular form, with the same effect.

My improved refrigerating-can not only admits of the transportation of large quantities of oysters in a perfectly-fresh condition, but preserves their freshness after they have reached their destination and until they are disposed of in small quantities for consumption.

If desired, the end walls of the ice-chamber may be perforated or slotted, as shown at O, Fig. 1, to permit the escape of water from the melted ice.

Having thus described my invention, what I claim as new, and desire to secure by Letters Patent, is—

1. The sheet-metal refrigerating-can for oysters in bulk, so constructed that one or more ice-chambers are formed in its body to separate the bulk of the oysters and form two or more cooling-surfaces for the same, as herein described, for the purpose specified.

2. In combination with the sheet-metal refrigerating-can, the cork-lined cover D, substantially as described, for the purpose specified.

A. BOOTH.

Witnesses:

G. H. FROST,
D. I. POWERS.