



US00D742902S

(12) **United States Design Patent**
Yoneda et al.

(10) **Patent No.:** **US D742,902 S**

(45) **Date of Patent:** **** Nov. 10, 2015**

(54) **DISPLAY SCREEN WITH GRAPHICAL USER INTERFACE**

(71) Applicants: **Sodick Co., Ltd.**, Yokohama, Kanagawa (JP); **Sodick America Corporation**, San Jose, CA (US)

(72) Inventors: **Koji Yoneda**, San Jose, CA (US); **Mark Picazo**, San Jose, CA (US); **Takenori Harada**, Yokohama (JP); **Kenzo Akiyama**, Yokohama (JP); **Kazuhisa Yamamori**, Yokohama (JP)

(73) Assignees: **Sodick Co., Ltd.**, Kanagawa (JP); **Sodick America Corporation**, San Jose, CA (US)

(**) Term: **14 Years**

(21) Appl. No.: **29/436,040**

(22) Filed: **Oct. 31, 2012**

(51) **LOC (10) Cl.** **14-04**

(52) **U.S. Cl.**
USPC **D14/486**

(58) **Field of Classification Search**
USPC D14/485-495
CPC ... G06F 3/048; G06F 3/0481; G06F 3/04817; G06F 3/0482
See application file for complete search history.

(56) **References Cited**

U.S. PATENT DOCUMENTS

D424,541	S	*	5/2000	Mugura	D14/486
D425,521	S	*	5/2000	Hedberg	D14/485
D436,580	S	*	1/2001	Navano et al.	D14/486
D454,139	S	*	3/2002	Feldcamp	D14/486
D468,322	S	*	1/2003	Walker et al.	D14/486
D503,178	S	*	3/2005	Choi	D14/486
6,867,711	B1	*	3/2005	Langner et al.	340/979
D580,941	S	*	11/2008	Scott et al.	D14/485
D580,947	S	*	11/2008	Onai et al.	D14/486

D588,149	S	*	3/2009	Brownell et al.	D14/486
D593,576	S	*	6/2009	Ball et al.	D14/486
D594,018	S	*	6/2009	Ball et al.	D14/486
D602,036	S	*	10/2009	Kasuya et al.	D14/486
D602,496	S	*	10/2009	Takano et al.	D14/486
D608,366	S	*	1/2010	Matas	D14/486
D617,808	S	*	6/2010	Thompson et al.	D14/486
D630,648	S	*	1/2011	Tokunaga et al.	D14/487
8,069,420	B2	*	11/2011	Plummer	715/835
D658,196	S	*	4/2012	Wood et al.	D14/486
D658,667	S	*	5/2012	Cho et al.	D14/486
D665,401	S	*	8/2012	Rai et al.	D14/486
D667,023	S	*	9/2012	Friedlander et al.	D14/487
D669,086	S	*	10/2012	Boyer et al.	D14/485
D672,785	S	*	12/2012	Rai et al.	D14/486
D674,402	S	*	1/2013	Stillion et al.	D14/486
D678,309	S	*	3/2013	Kobayashi	D14/486

(Continued)

Primary Examiner — Kevin Rudzinski

(74) *Attorney, Agent, or Firm* — Sughrue Mion, PLLC

(57) **CLAIM**

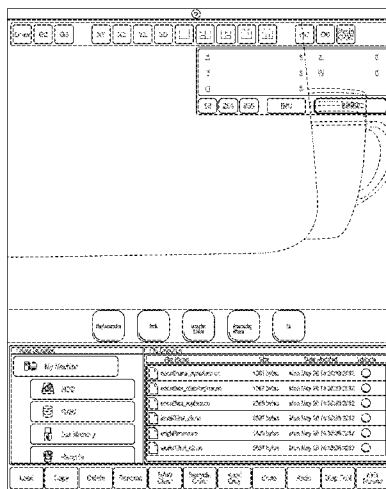
The ornamental design for a display screen with graphical user interface, as shown and described.

DESCRIPTION

FIG. 1 is a first image of a display;
FIG. 2 is a second image of the display;
FIG. 3 is a third image of the display;
FIG. 4 is a fourth image of the display;
FIG. 5 is a fifth image of the display; and,
FIG. 6 is a sixth image of the display.

The broken lines shown in the drawings illustrate portions of the graphical user interface that form no part of the claimed design. The image and text shown in broken lines in the icons on the display screen form no part of claimed design. The process or the period shifted to a view from another view on the display screen is included in the subject matter of this patent in the state which arrangement of icons on a center of the display screen is fixed. This process or period forms no part of the claimed design.

1 Claim, 6 Drawing Sheets



(56)

References Cited

U.S. PATENT DOCUMENTS

D682,287 S * 5/2013 Cong et al. D14/486
D684,172 S * 6/2013 Rytte et al. D14/486
D685,386 S * 7/2013 Makhlouf D14/486
D689,065 S * 9/2013 Glaeske et al. D14/486
D692,454 S * 10/2013 Percy et al. D14/486
D696,686 S * 12/2013 Yuk et al. D14/486
D696,688 S * 12/2013 Yuk et al. D14/486

D704,206 S * 5/2014 Jung D14/486
D707,696 S * 6/2014 Bentley D14/486
D709,517 S * 7/2014 Meegan et al. D14/486
D710,368 S * 8/2014 Amaitis et al. D14/486
D710,373 S * 8/2014 Meegan et al. D14/486
D714,817 S * 10/2014 Lee D14/486
D718,327 S * 11/2014 Nies et al. D14/486
D720,360 S * 12/2014 Bae et al. D14/485
2009/0076726 A1 * 3/2009 Gemignani et al. 701/213

* cited by examiner

FIG. 1

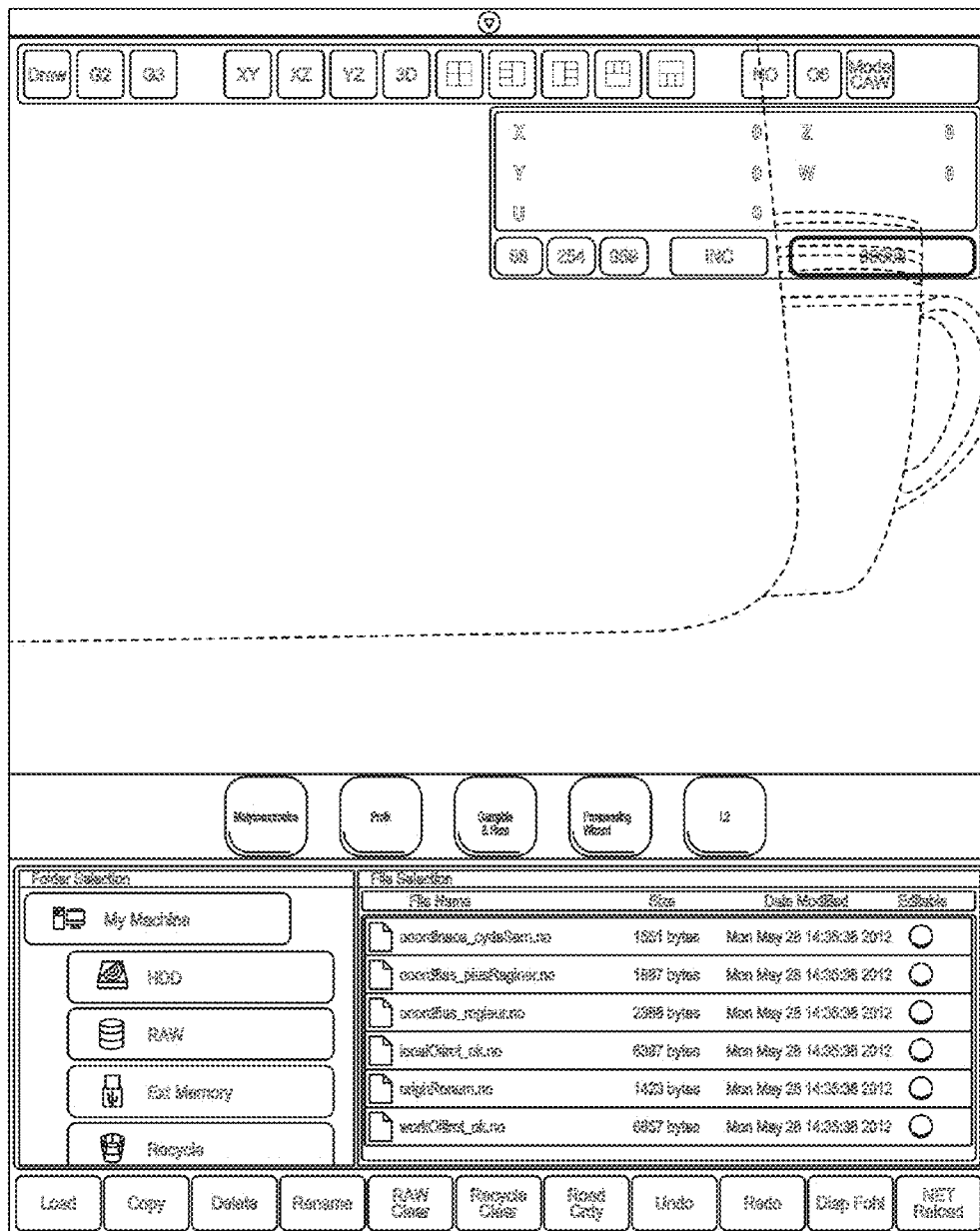


FIG. 2




FIG. 3

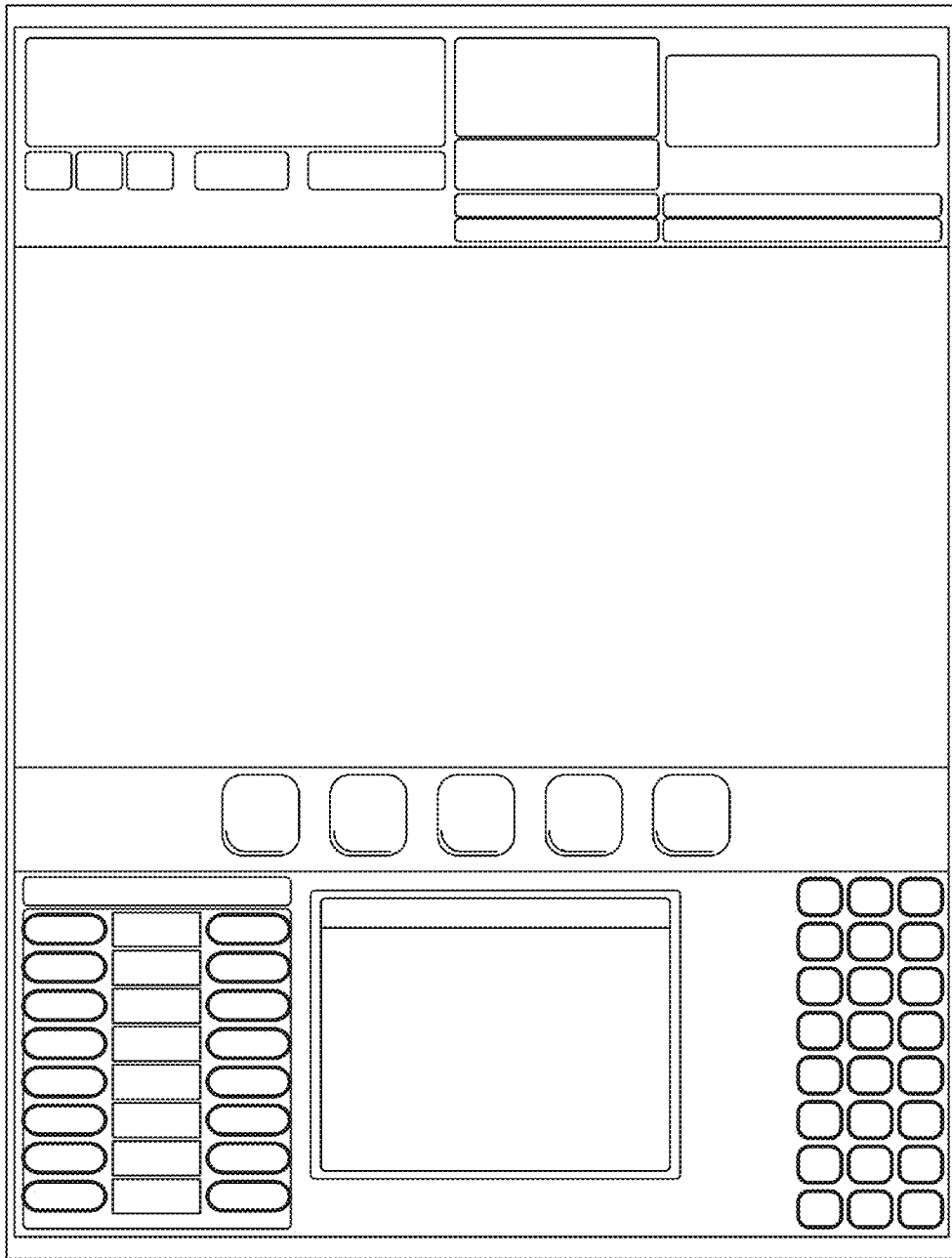


FIG. 4




FIG. 6

