



US00D583288S

(12) **United States Design Patent**  
**Leclercq**

(10) **Patent No.:** **US D583,288 S**

(45) **Date of Patent:** **\*\* Dec. 23, 2008**

(54) **DOOR FOR A VEHICLE**

(75) Inventor: **Pierre Leclercq**, Munich (DE)

(73) Assignee: **Bayerische Motoren Werke Aktiengesellschaft**, Munich (DE)

(\*\*) Term: **14 Years**

(21) Appl. No.: **29/294,015**

(22) Filed: **Dec. 21, 2007**

(30) **Foreign Application Priority Data**

Jun. 27, 2007 (DE) ..... 4 07 03 309

(51) **LOC (8) Cl.** ..... **12-16**

(52) **U.S. Cl.** ..... **D12/196**

(58) **Field of Classification Search** ..... D12/196,  
D12/90-92, 86; 296/181.1, 181.5  
See application file for complete search history.

(56) **References Cited**

**U.S. PATENT DOCUMENTS**

- D418,471 S \* 1/2000 Gabath ..... D12/196
- D467,849 S \* 12/2002 Murkett ..... D12/196
- D479,170 S \* 9/2003 Boyer ..... D12/196
- D491,860 S \* 6/2004 Velazco ..... D12/196
- D511,128 S \* 11/2005 Nagashima ..... D12/196
- D511,129 S \* 11/2005 Nagashima ..... D12/196
- D555,559 S \* 11/2007 Levy ..... D12/196
- D556,111 S \* 11/2007 Levy ..... D12/196
- D558,112 S \* 12/2007 Leclercq ..... D12/196
- D558,113 S 12/2007 Leclercq

D573,522 S \* 7/2008 Sato et al. .... D12/196

\* cited by examiner

*Primary Examiner*—Melody N Brown

(74) *Attorney, Agent, or Firm*—Crowell & Moring LLP

(57) **CLAIM**

The ornamental design for a door for a vehicle, as shown and described.

**DESCRIPTION**

This application is related to the following co-pending application: application Ser. No. 29/294,059, entitled "Vehicle, Toy, or Likeness Thereof".

FIG. 1 is a left perspective view of a first embodiment of a door for a vehicle according to my novel design;

FIG. 2 is a right perspective view thereof;

FIG. 3 is a front view thereof;

FIG. 4 is a top view thereof; and

FIG. 5 is a left side view thereof.

FIG. 6 is a right perspective view of a second embodiment of the door for a vehicle according to my novel design;

FIG. 7 is a left perspective view of FIG. 6;

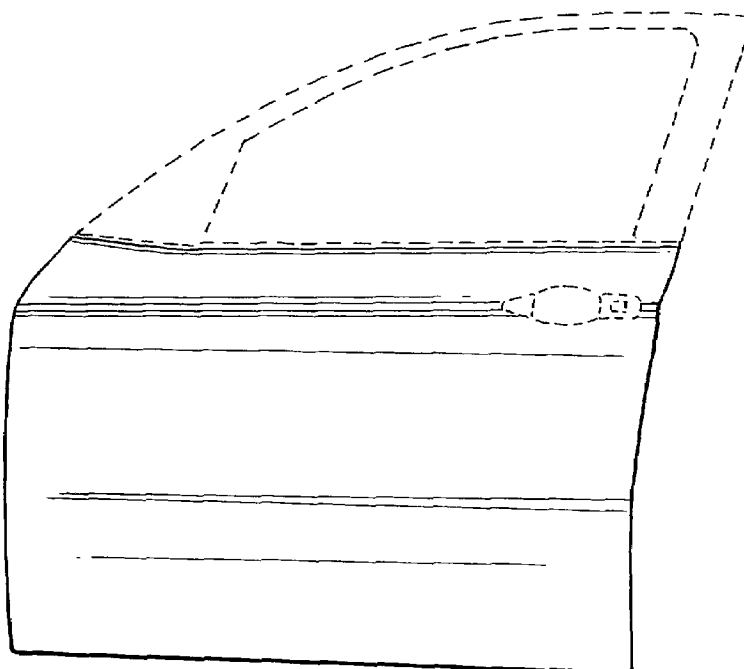
FIG. 8 is a front view of FIG. 6;

FIG. 9 is a top view of FIG. 6; and,

FIG. 10 is a right side view of FIG. 6.

The broken lines are for illustrative purposes only and form no part of the claimed design.

**1 Claim, 4 Drawing Sheets**



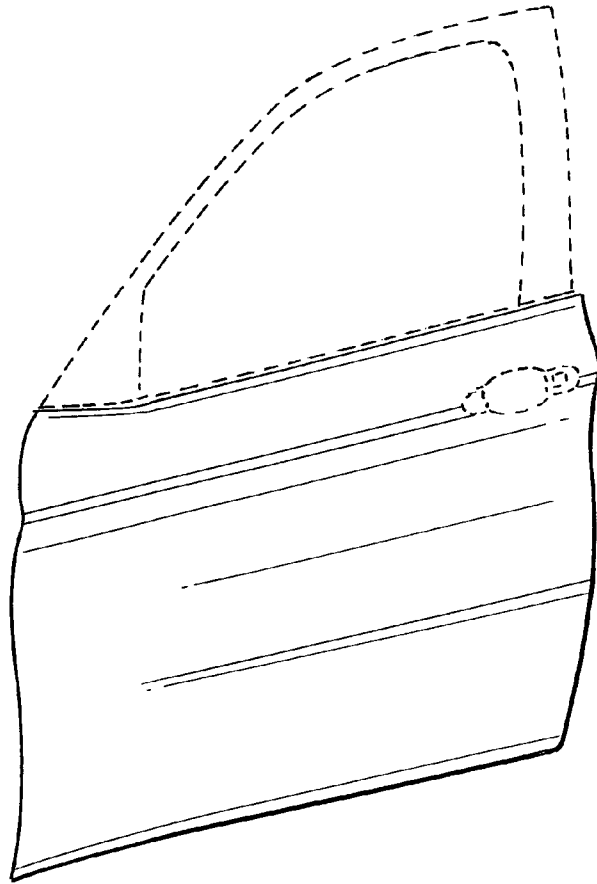


FIG. 1

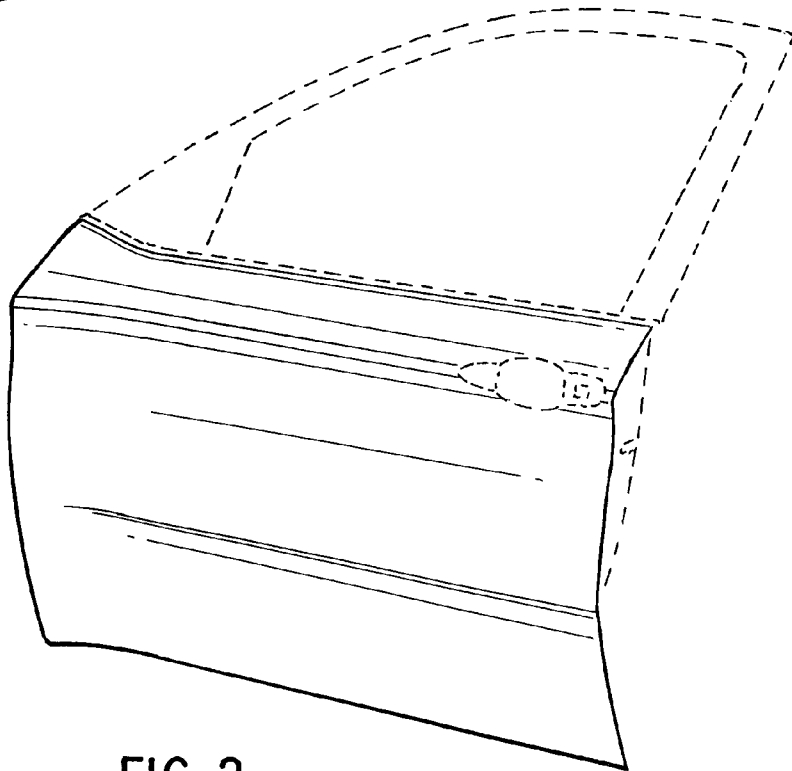


FIG. 2

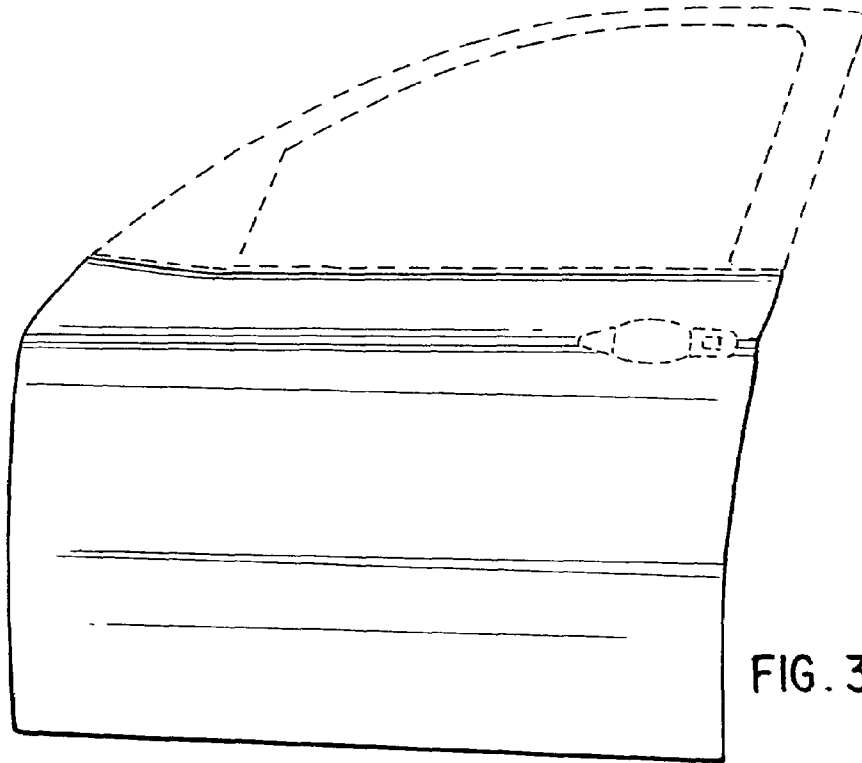


FIG. 3

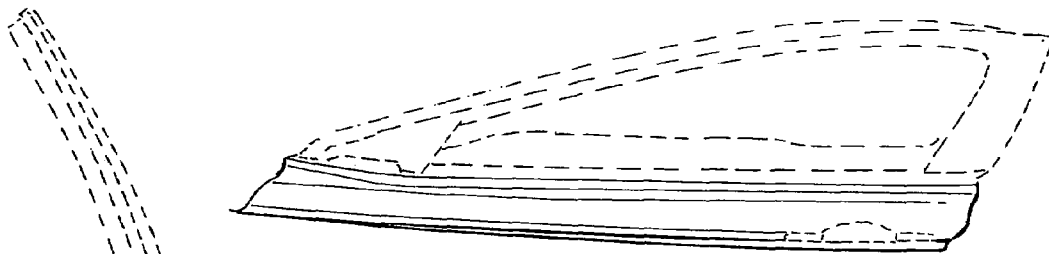


FIG. 4

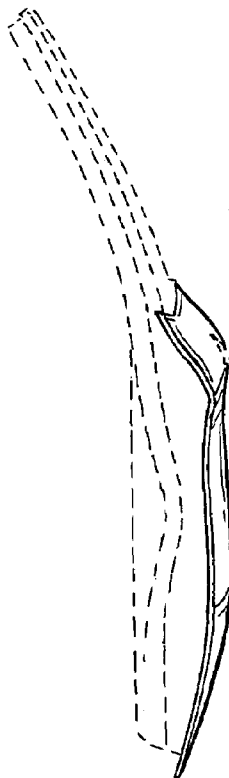
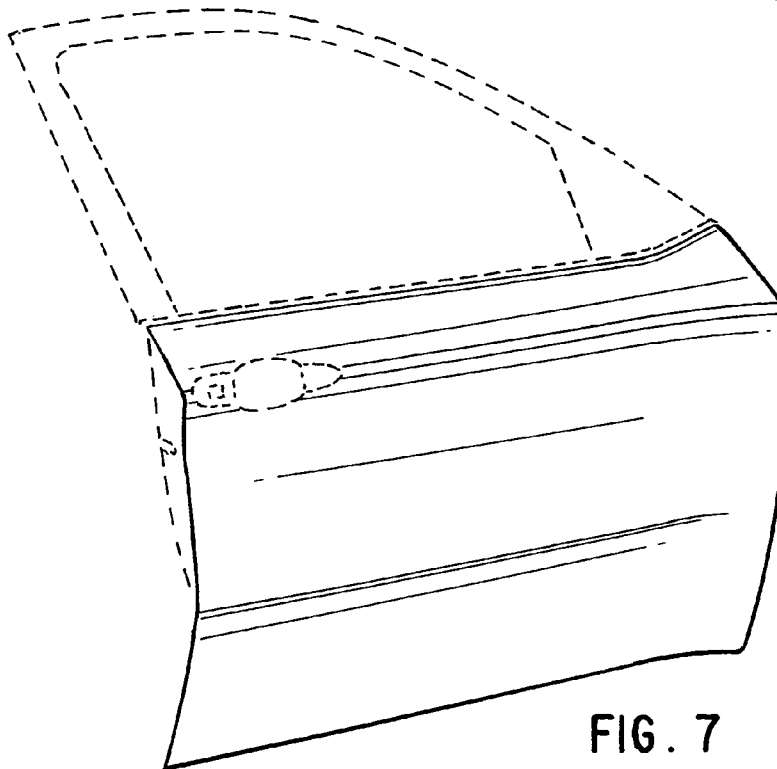
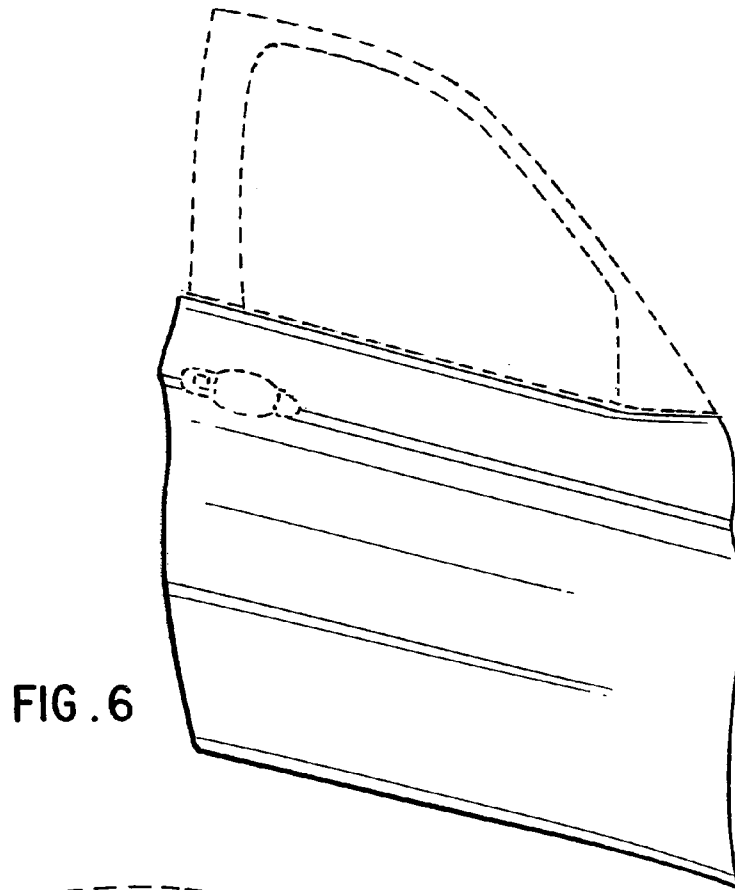


FIG. 5



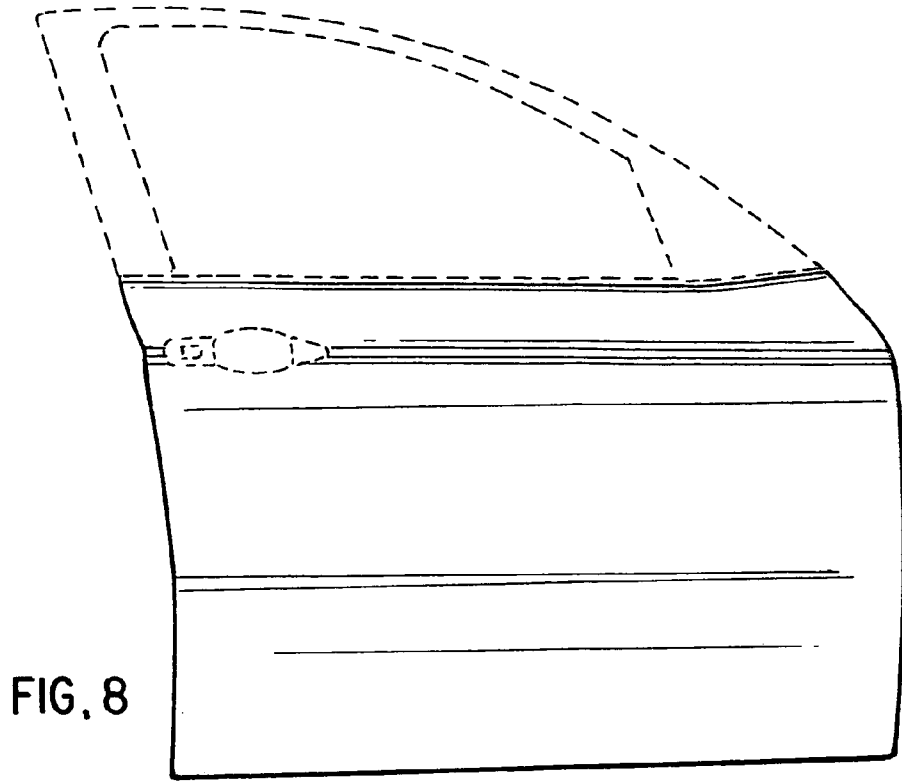


FIG. 8

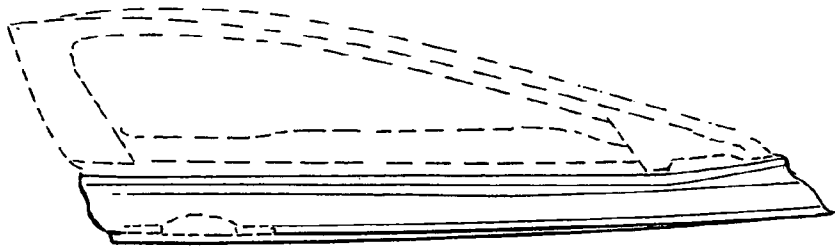


FIG. 9

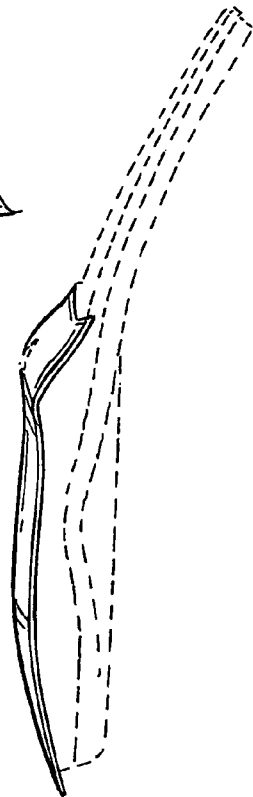


FIG. 10