



US00D734177S

(12) **United States Design Patent**
Kamilindi

(10) **Patent No.:** **US D734,177 S**

(45) **Date of Patent:** **** Jul. 14, 2015**

(54) **WATCH**

(71) Applicant: **HARRY WINSTON SA,**
Plan-les-Ouates (CH)

(72) Inventor: **Steve Kamilindi,** Geneva (CH)

(73) Assignee: **HARRY WINSTON SA,**
Plan-les-Ouates (CH)

(**) Term: **14 Years**

(21) Appl. No.: **29/470,490**

(22) Filed: **Oct. 22, 2013**

(30) **Foreign Application Priority Data**

Apr. 23, 2013 (WO) DM/080 787

(51) **LOC (10) Cl.** **10-02**

(52) **U.S. Cl.**
USPC **D10/39; D10/126**

(58) **Field of Classification Search**

USPC D10/30–39, 1–29, 122–132
CPC G04B 15/00; G04B 17/06; G04B 17/285;
G04B 19/24; G04B 37/00; G04B 37/0008;
G04B 37/225; G04B 45/00; G04B 45/0038;
G04B 45/0069; G04B 45/0076; G04B 45/02
See application file for complete search history.

(56) **References Cited**

U.S. PATENT DOCUMENTS

D79,292 S * 8/1929 Gruen D10/125
2,044,808 A * 6/1936 Povelsen 368/28

3,570,239 A * 3/1971 Charles 368/11
D339,751 S * 9/1993 Besson D10/39
D460,002 S * 7/2002 Wunderman D10/32
D518,387 S * 4/2006 Roden D10/31
D519,852 S * 5/2006 Roden D10/31
D548,622 S * 8/2007 Salemi D10/32
D559,131 S * 1/2008 Laucella D10/39
D611,865 S * 3/2010 Loth D10/126
D624,440 S * 9/2010 Wunderman D10/32
D642,488 S * 8/2011 Ruffieux et al. D10/126
D650,708 S * 12/2011 Laucella D10/39
D653,128 S * 1/2012 Vaptzarof D10/39
D658,511 S * 5/2012 Wai Kei D10/32
D677,187 S * 3/2013 Ruffieux et al. D10/126

* cited by examiner

Primary Examiner — Martie K Holtje

(74) *Attorney, Agent, or Firm* — Donald J. Ranft; Kristen A. Mogavero; Collen IP

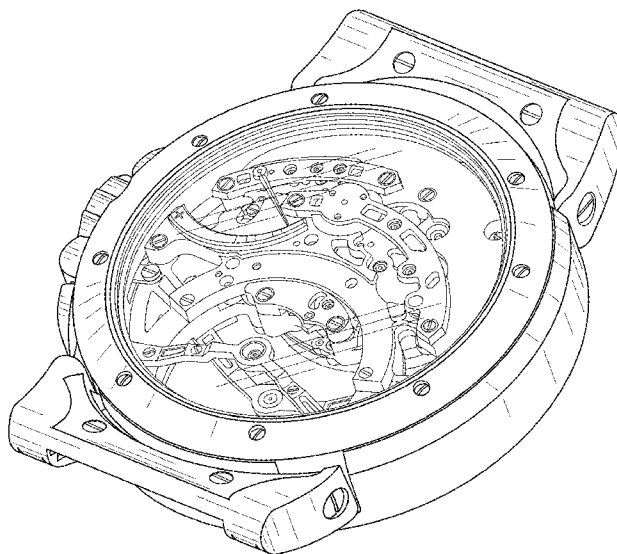
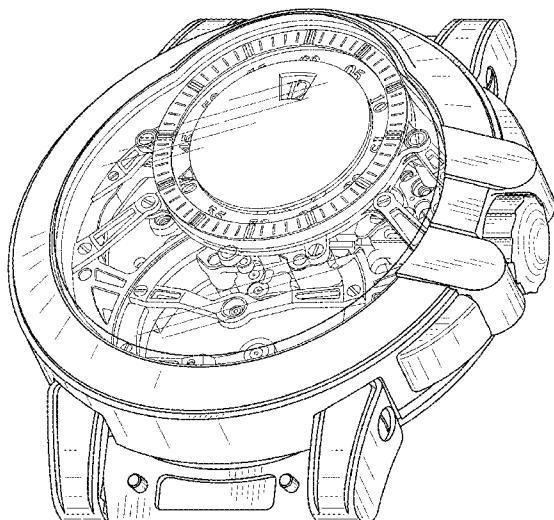
(57) **CLAIM**

The ornamental design for a watch, as shown.

DESCRIPTION

FIG. 1 is a front right perspective view of a watch showing my new design;
FIG. 2 is a front view thereof;
FIG. 3 is a rear view thereof;
FIG. 4 is a left side view thereof;
FIG. 5 is a right side view thereof;
FIG. 6 is a top view thereof;
FIG. 7 is a bottom view thereof; and,
FIG. 8 is a rear left perspective view thereof.

1 Claim, 6 Drawing Sheets



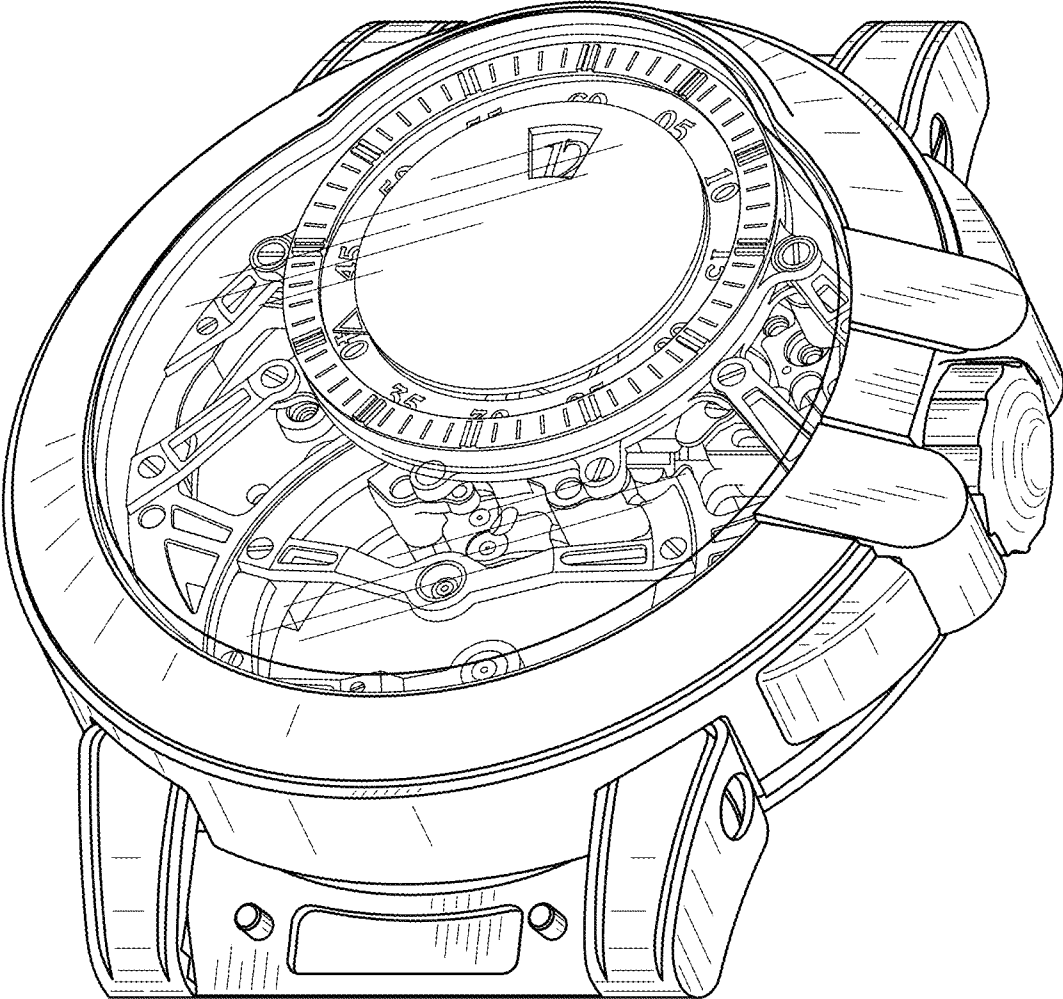


FIG. 1

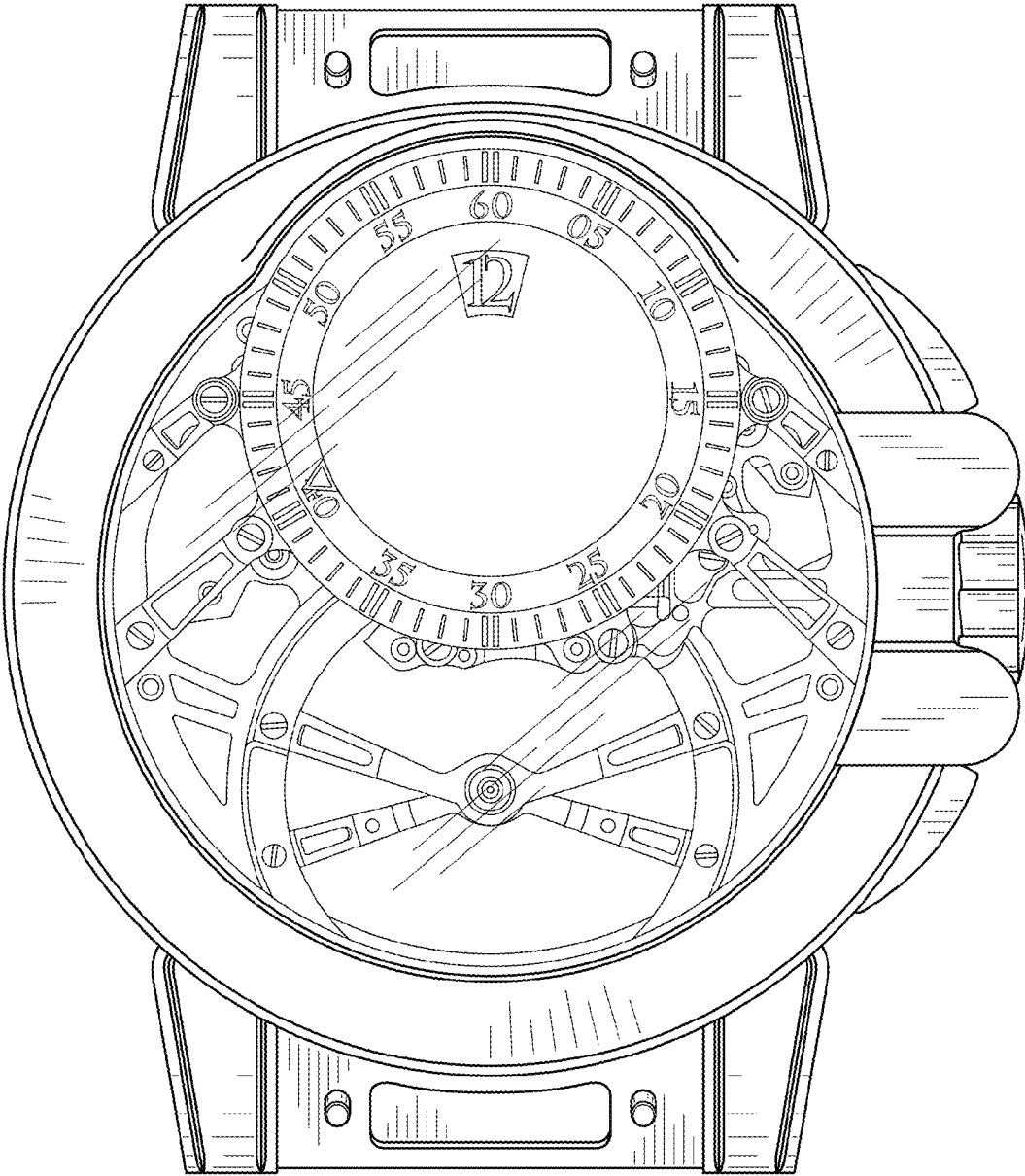


FIG. 2



FIG. 3

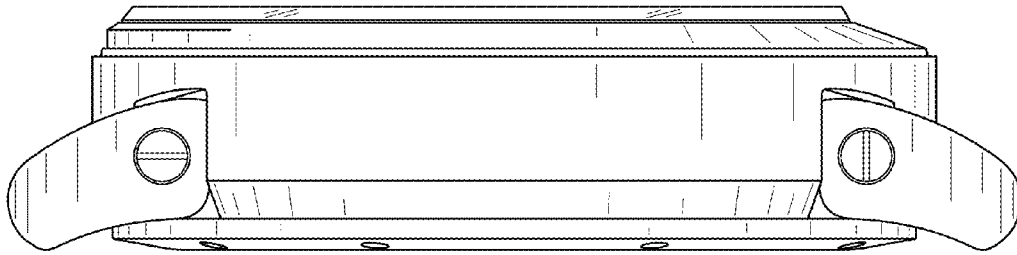


FIG. 4

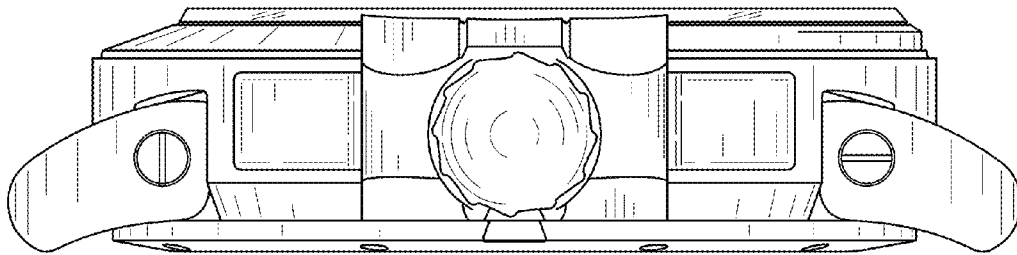


FIG. 5

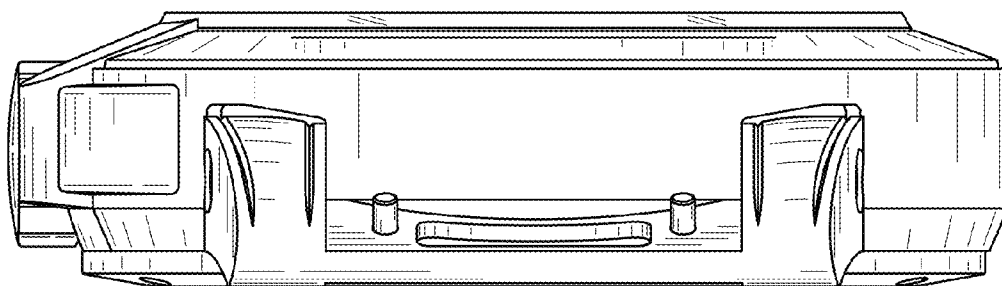


FIG. 6

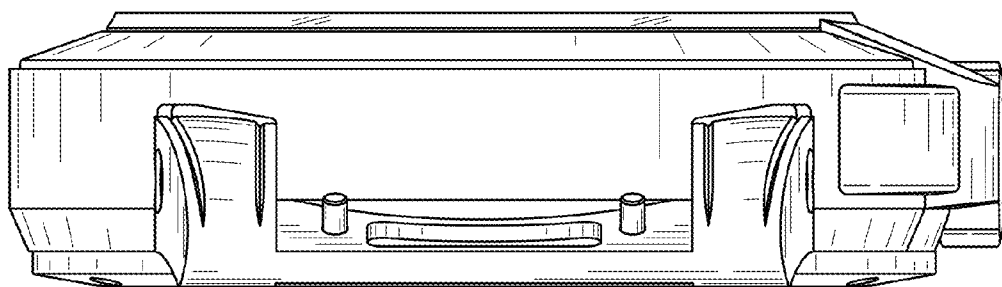


FIG. 7

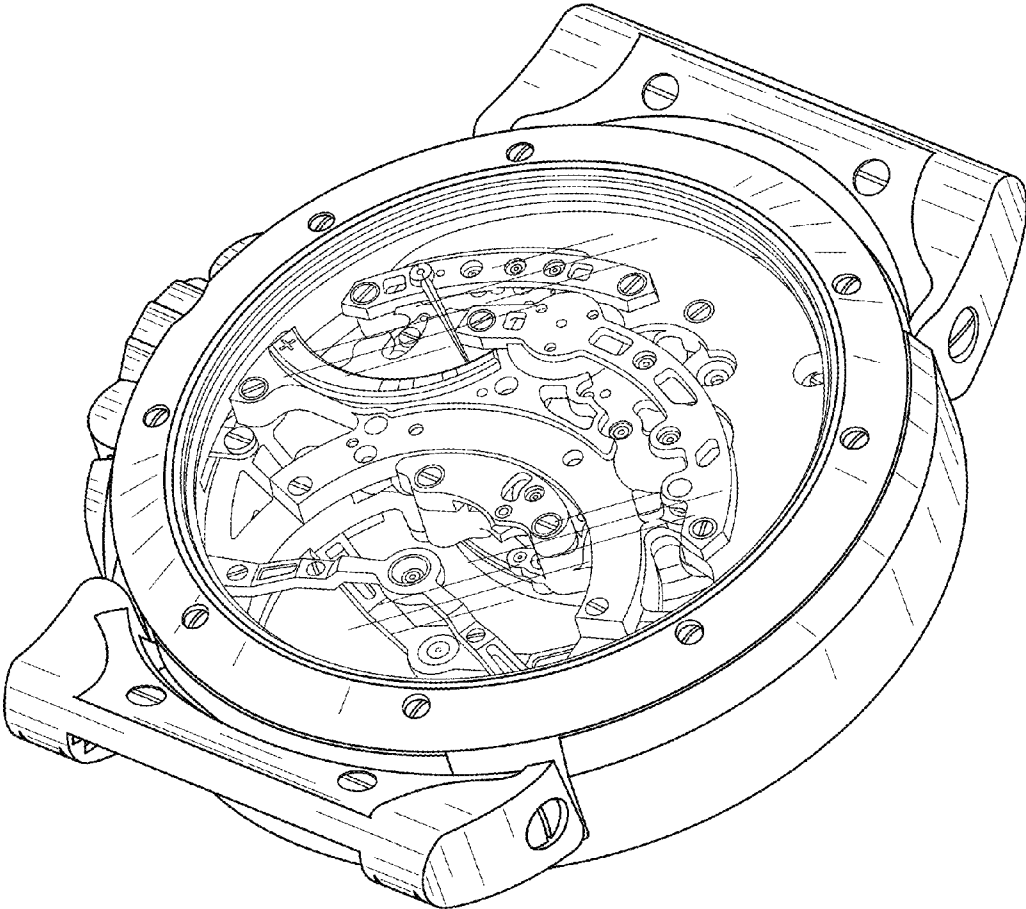


FIG. 8