US00D827201S

(12) **United States Design Patent** (10) **Patent No.: US D827,201 S**
Go (45) **Date of Patent: ** Aug. 28, 2018**

(54) **RAZOR HANDLE**

(71) Applicant: **Dorco Co., Ltd.**, Seoul (KR)

(72) Inventor: **Woo-Gyeong Go**, Seoul (KR)

(73) Assignee: **Dorco Co., Ltd.**, Seoul (KR)

(**) Term: **15 Years**

(21) Appl. No.: **29/585,040**

(22) Filed: **Nov. 18, 2016**

(30) **Foreign Application Priority Data**

May 20, 2016 (KR) 30-2016-0023996

(51) **LOC (11) Cl.** **28-03**

(52) **U.S. Cl.**
USPC **D28/48**

(58) **Field of Classification Search**
USPC D28/46–48
CPC B26B 21/08–21/32; B26B 21/34–21/38; B26B 21/52–21/528; B26B 21/405–21/4062; B26B 21/4068–21/4075
See application file for complete search history.

(56) **References Cited**

U.S. PATENT DOCUMENTS

D491,311	S *	6/2004	Follo	D28/48
D624,700	S *	9/2010	Jung	D28/46
D624,701	S *	9/2010	Jung	D28/48
D674,552	S *	1/2013	Barrow	D28/48
D674,553	S *	1/2013	Barrow	D28/48
D699,000	S *	2/2014	Bae	D28/48
D699,395	S *	2/2014	Bae	D28/48
D730,579	S *	5/2015	Han	D28/48
D739,980	S *	9/2015	Psimadas	D28/48
D745,215	S *	12/2015	Go	D28/48
D749,266	S *	2/2016	Go	D28/48
D768,929	S *	10/2016	Go	D28/48
D787,127	S *	5/2017	Dubin	D28/48
D789,609	S *	6/2017	Kong	D28/48
D802,212	S *	11/2017	Bae	D28/48

* cited by examiner

Primary Examiner — Jennifer Rivard
(74) *Attorney, Agent, or Firm* — Perkins Coie LLP

(57) **CLAIM**

The ornamental design for a razor handle, as shown and described.

DESCRIPTION

FIG. **1** is a perspective view of a razor handle showing my new design;
FIG. **2** is a first side view of the razor handle;
FIG. **3** is a second side view of the razor handle;
FIG. **4** is a front view of the razor handle;
FIG. **5** is a rear view of the razor handle;
FIG. **6** is a top plan view of the razor handle;
FIG. **7** is a bottom plan view of the razor handle; and,
FIG. **8** is an additional perspective view of the razor handle.
The ornamental design of a razor handle is shown in FIGS. **1** through **8**.
The broken lines illustrate the environment of the razor handle and form no part of the claimed design.

1 Claim, 5 Drawing Sheets

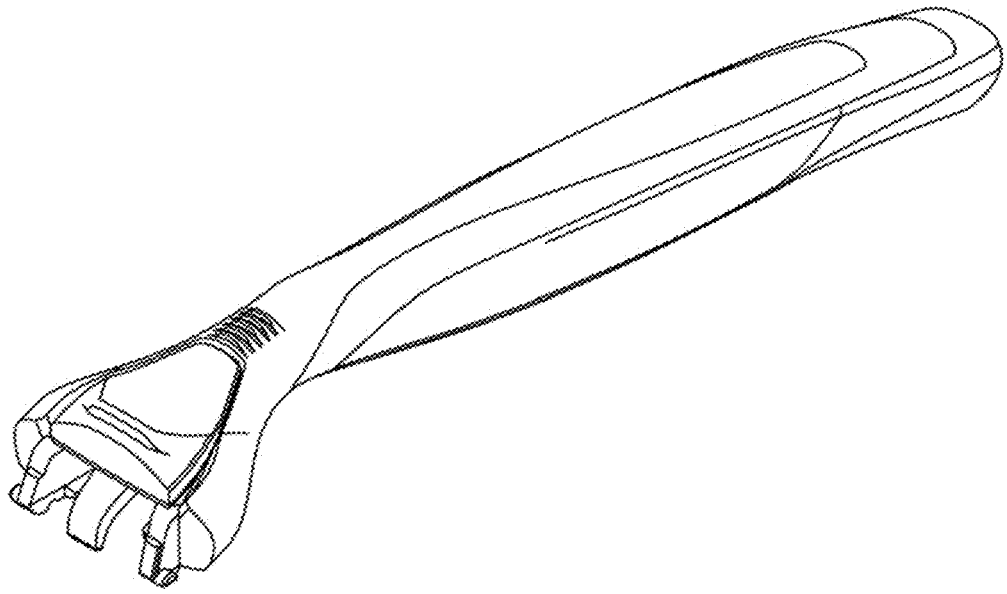

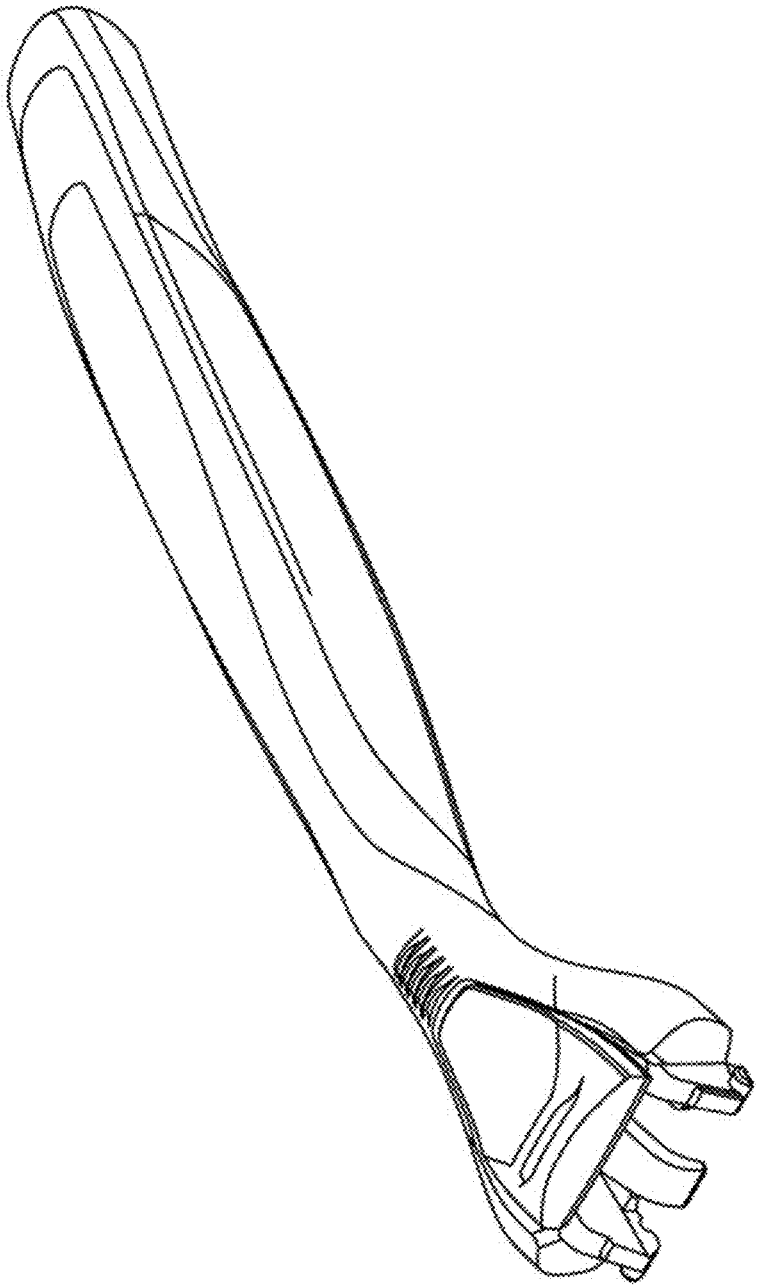

FIG. 1



FIG. 2



FIG. 3

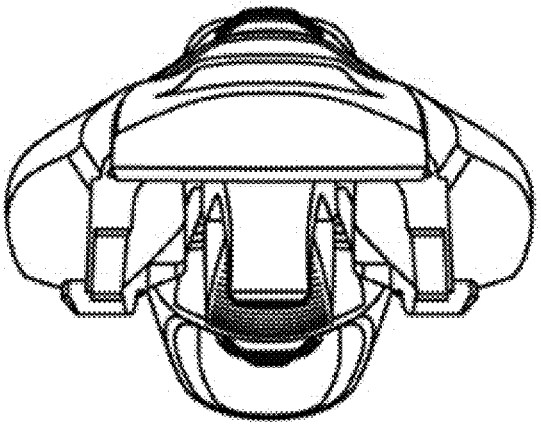

FIG. 4

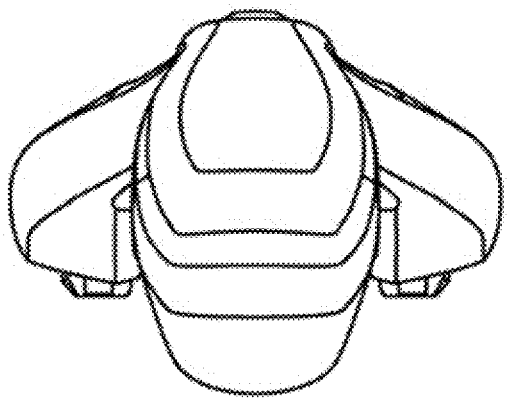

FIG. 5



FIG. 6

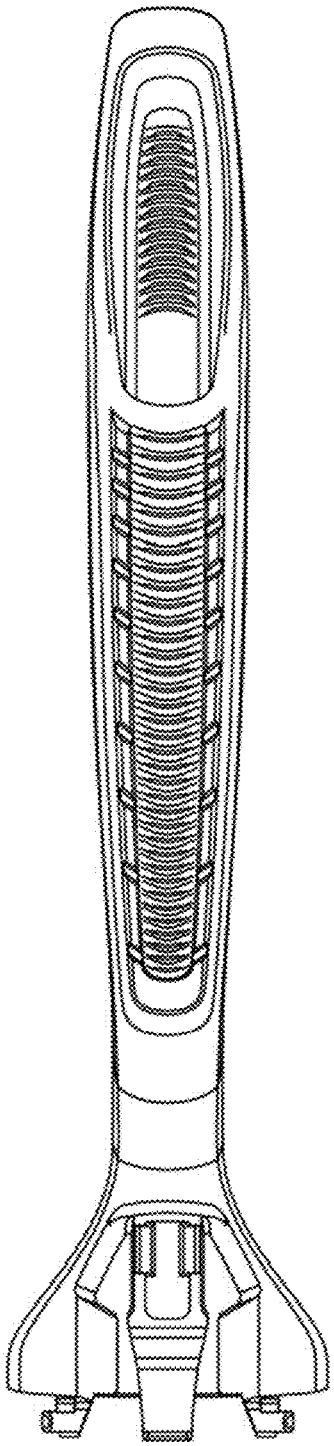

FIG. 7

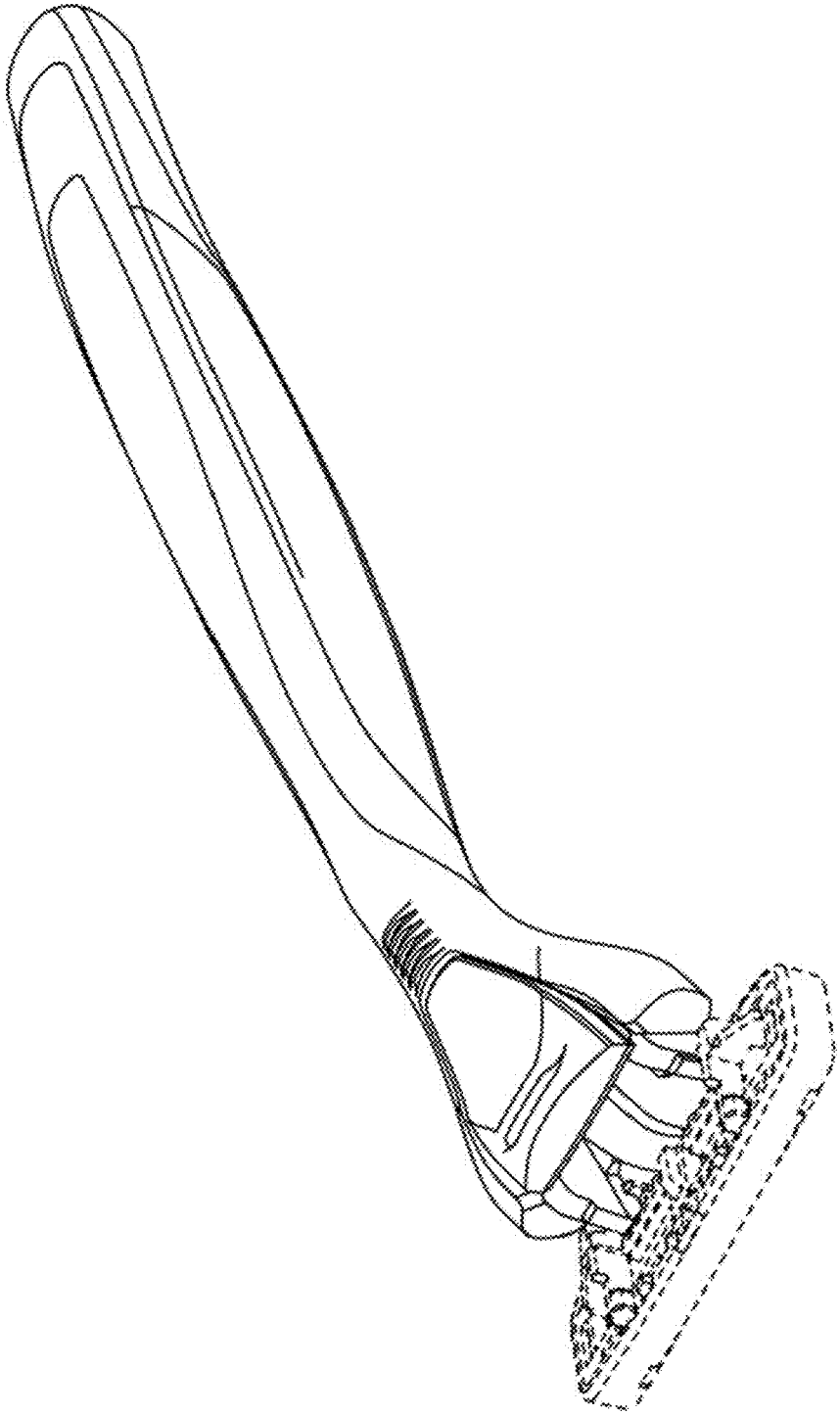

FIG. 8