

[54] TRAY
 [75] Inventor: Henry R. Vigue, Waterville, Me.
 [73] Assignee: Keyes Fibre, Waterville, Me.
 [**] Term: 14 Years
 [21] Appl. No.: 1,956
 [22] Filed: Jan. 9, 1987
 [52] U.S. Cl. D9/341
 [58] Field of Search D9/341, 344, 345, 347,
 D9/414, 416, 423, 424, 431; D7/37, 38, 40, 354;
 206/557, 558, 561, 564, 602, 518; 229/2.5 R,
 902-906

D. 247,507 3/1977 Petersen D9/341
 D. 292,483 10/1987 Commisso et al. D9/341
 3,651,976 3/1972 Chadbourne 229/2.5 X
 4,653,685 3/1987 Leary et al. 229/2.5 R

Primary Examiner—Bernard Ansher
 Assistant Examiner—Prabhakar Deshmukh
 Attorney, Agent, or Firm—Connolly & Hutz

[57] CLAIM

The ornamental design for a tray, as shown and described.

DESCRIPTION

FIG. 1 is a front elevation of a tray showing my new design;
 FIG. 2 is a top plan view thereof;
 FIG. 3 is a bottom plan view thereof;
 FIG. 4 is a left side elevation thereof;
 FIG. 5 is a right side elevation thereof;
 FIG. 6 is a rear side elevation thereof; and
 FIG. 7 is a top plan view thereof; in open position.

[56] References Cited
 U.S. PATENT DOCUMENTS
 D. 157,540 2/1950 Shepard D9/345
 D. 157,759 3/1950 Harper D9/345
 D. 229,823 1/1974 Day D9/341
 D. 236,691 9/1975 Haase D9/347

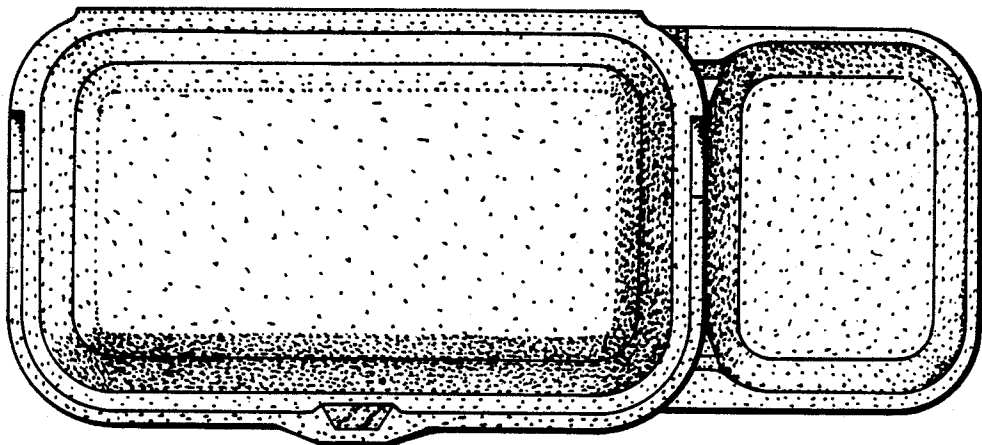


Fig. 2.

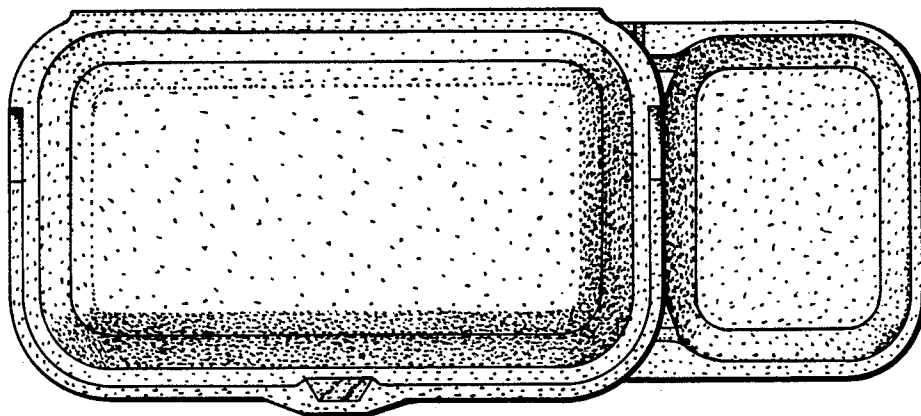


Fig. 1.

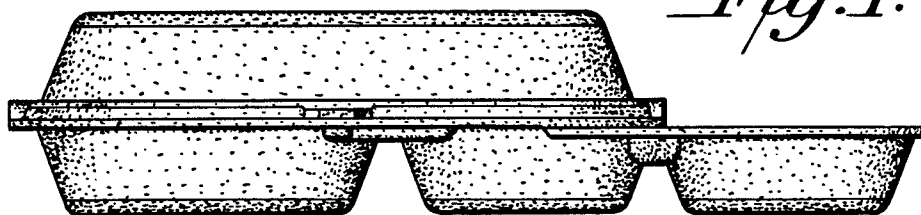


Fig. 3.

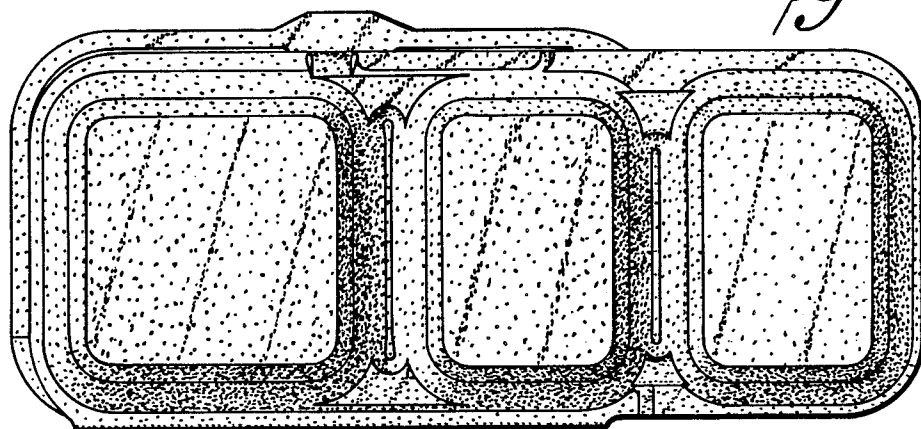


Fig. 4.

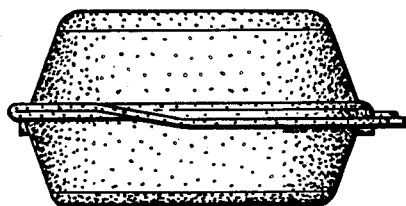


Fig. 5.

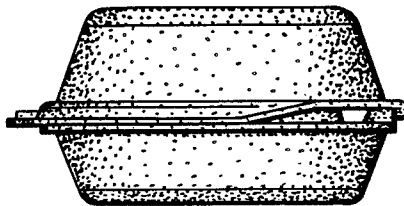


Fig. 6.

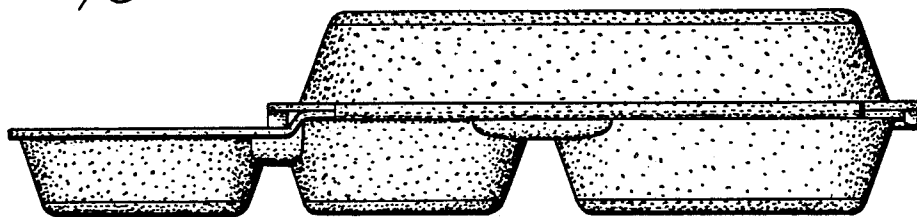


Fig. 7.

