US00D716661S

(12) United States Design Patent

Dubitsky et al.

(10) Patent No.: US D716,661 S

(45) Date of Patent: ** Nov. 4, 2014

(54) **BOTTLE**

(71) Applicants: **Craig Dubitsky**, Montclair, NJ (US); **Matthew E. Chrostowski**, Agoura Hills, CA (US); **Elisabeth Schwartz**, Munich (DE); **Peter Falt**, Thousand Oaks, CA (US); **Michael Murphy**, Evergreen Park, IL (US)

(72) Inventors: **Craig Dubitsky**, Montclair, NJ (US); **Matthew E. Chrostowski**, Agoura Hills, CA (US); **Elisabeth Schwartz**, Munich (DE); **Peter Falt**, Thousand Oaks, CA (US); **Michael Murphy**, Evergreen Park, IL (US)

(73) Assignee: **Hello Products, LLC**, Montclair, NJ (US)

(**) Term: **14 Years**

(21) Appl. No.: **29/477,575**

(22) Filed: **Dec. 23, 2013**

Related U.S. Application Data

(62) Division of application No. 29/448,783, filed on Mar. 13, 2013, now Pat. No. Des. 705,067.

(51) **LOC (10) Cl.** **09-01**

(52) **U.S. Cl.**
USPC **D9/504**; D9/435; D9/445

(58) **Field of Classification Search**
CPC B65D 1/00; B65D 1/02; B65D 1/0223; B65D 1/40; B65D 23/00; B65D 47/04; B65D 47/046; B65D 47/06; B65D 2501/0009
USPC D9/434–435, 454, 500, 502–505, 516, D9/529, 549, 558, 575, 444–445, 447, 449, D9/544–545, 438, 452, 530, 537, 539, 540, D9/682, 686, 688–691; 215/379, 381–382, 215/40–41, 43–46; 220/660, 669–673, 675; D7/300, 300.1, 392, 392.1, 401.1, 598
See application file for complete search history.

(56) **References Cited**

U.S. PATENT DOCUMENTS

2,717,727	A	*	9/1955	Robb	222/512
D180,820	S	*	8/1957	Du Pree	D7/317
D197,308	S	*	1/1964	Starges	D9/502
3,542,230	A	*	11/1970	Campbell et al.	215/10
D221,978	S	*	9/1971	Daenen et al.	D7/503
3,713,528	A	*	1/1973	Daenen et al.	206/525
D258,199	S	*	2/1981	Torongo, Jr.	D9/726
D281,399	S	*	11/1985	Fortuna	D9/500
D286,508	S	*	11/1986	Tilden	D9/435
5,165,965	A	*	11/1992	Martin	427/256
D349,769	S	*	8/1994	Green	D24/197
D390,065	S	*	2/1998	Meiji	D7/590
D417,847	S	*	12/1999	Rush et al.	D9/454
D482,570	S	*	11/2003	Henderson	D7/507
D500,445	S	*	1/2005	DeBiasse et al.	D9/505
D516,871	S	*	3/2006	Graves et al.	D7/612
D517,869	S	*	3/2006	Graves et al.	D7/612
D544,352	S	*	6/2007	Dittmer et al.	D9/504
D545,678	S	*	7/2007	Dittmer et al.	D9/504
D557,606	S	*	12/2007	Rashid	D9/500
D587,117	S	*	2/2009	Crawford	D9/504
D619,460	S	*	7/2010	Beckerman	D9/500
D646,572	S	*	10/2011	Koeleman	D9/500
D664,853	S	*	8/2012	Kipry et al.	D9/504
D704,070	S	*	5/2014	Pires et al.	D9/689
D705,067	S	*	5/2014	Dubitsky et al.	D9/504
D708,900	S	*	7/2014	Hakim	D7/392.1

* cited by examiner

Primary Examiner — Ian Simmons
Assistant Examiner — Dana L Meyrow
(74) *Attorney, Agent, or Firm* — Fross Zelnick Lehrman & Zissu, P.C.; Lawrence E. Apolzon, Esq.

(57) **CLAIM**

The ornamental design for a bottle, as shown and described.

DESCRIPTION

FIG. **1** is a front perspective view of a bottle showing my new design including a cap, spout, and base;
FIG. **2** is a front view of the bottle shown in FIG. **1**;
FIG. **3** is a rear view of the bottle shown in FIG. **1**;
FIG. **4** is a right side view of the bottle shown in FIG. **1**;
FIG. **5** is left side view of the bottle shown in FIG. **1**;

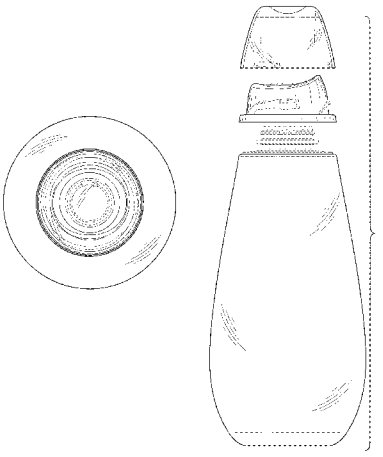

FIG. **6** is a top view of the bottle shown in FIG. **1**;
FIG. **7** is a bottom view of the bottle shown in FIG. **1**;
FIG. **8** is an exploded front perspective view of the bottle shown in FIG. **1**;
FIG. **9** is an exploded front view of the bottle shown in FIG. **1**;
FIG. **10** is an exploded rear view of the bottle shown in FIG. **1**;
FIG. **11** is an exploded right side view of the bottle shown in FIG. **1**;
FIG. **12** is an exploded left side view of the bottle shown in FIG. **1**;
FIG. **13** is a top view of the bottle shown in FIG. **8**;
FIG. **14** is a bottom view of the bottle shown in FIG. **8**;
FIG. **15** is a further exploded front perspective view of the bottle shown in FIG. **1**;
FIG. **16** is a further exploded front view of the bottle shown in FIG. **1**;
FIG. **17** is a further exploded rear view of the bottle shown in FIG. **1**;
FIG. **18** is a further exploded right side view of the bottle shown in FIG. **1**;
FIG. **19** is a further exploded left side view of the bottle shown in FIG. **1**;
FIG. **20** is a top view of the bottle shown in FIG. **15**; and,
FIG. **21** is a bottom view of the bottle shown in FIG. **15**.
The broken line showing of the pull tab, threads, cap threads, portions of the base of the bottle, the bottle base, the bottle cap, the central portion of the bottle, in relevant drawings shows unclaimed subject matter for the design in those drawings.

1 Claim, 12 Drawing Sheets

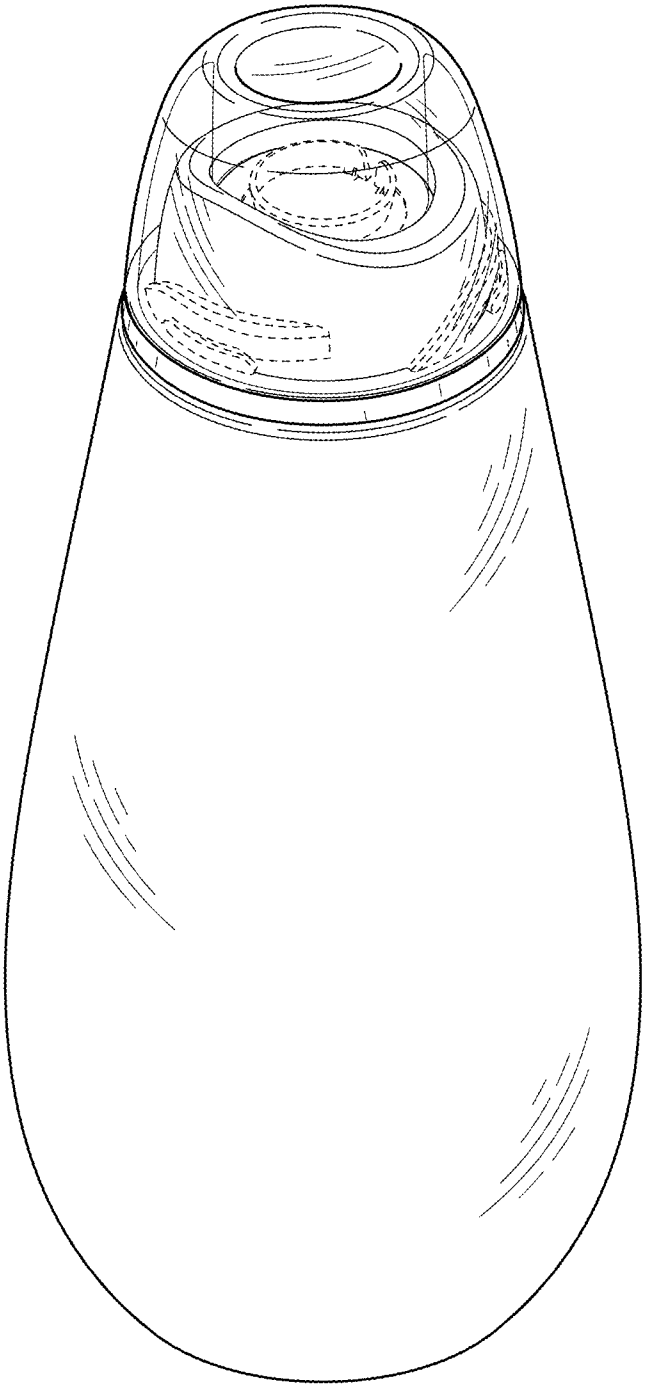

FIG. 1

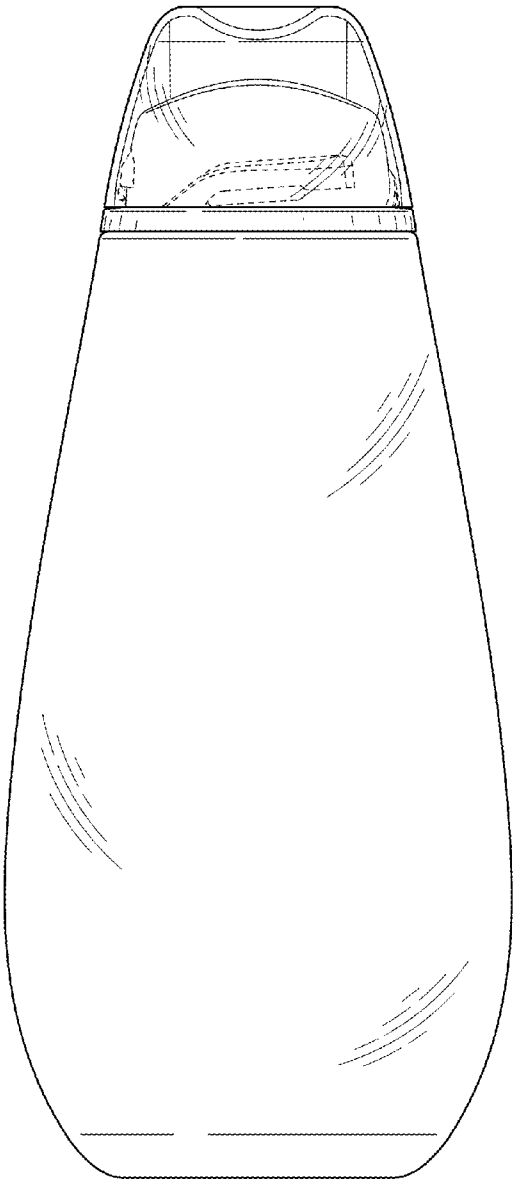

FIG. 2

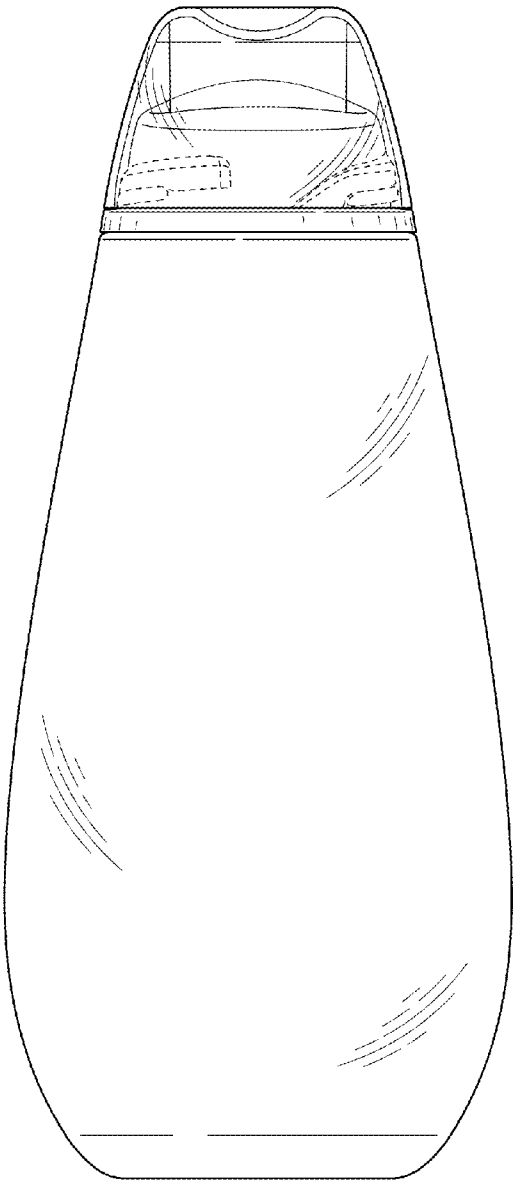

FIG. 3

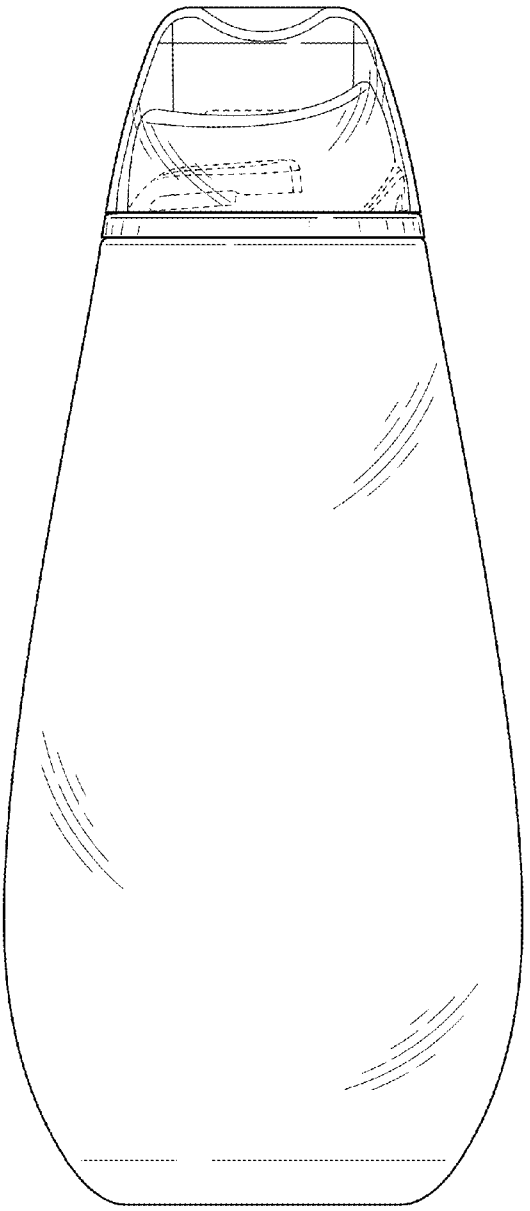

FIG. 4

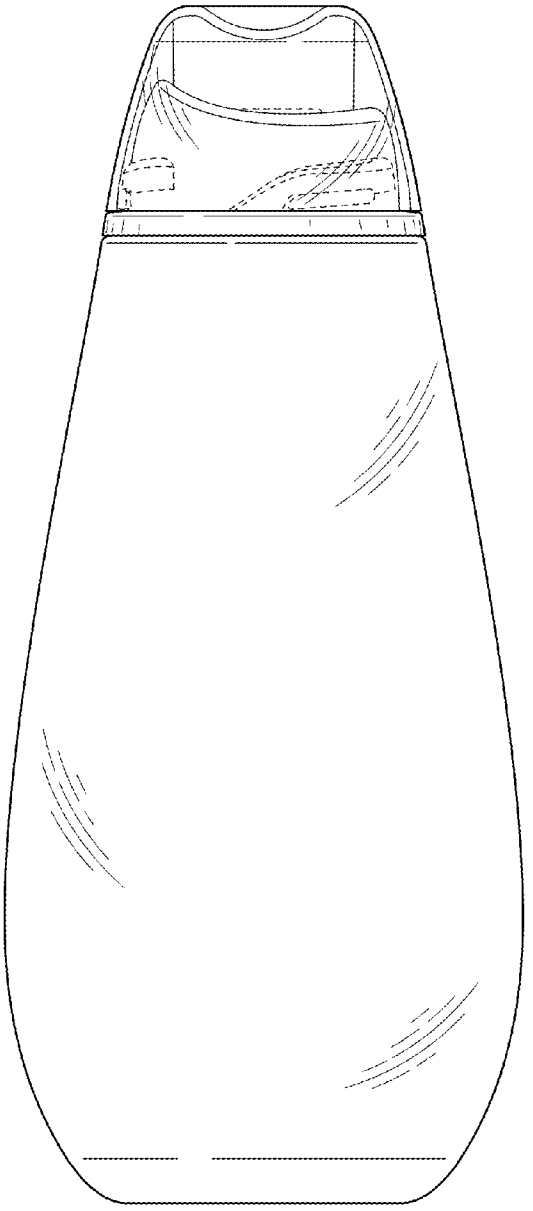

FIG. 5

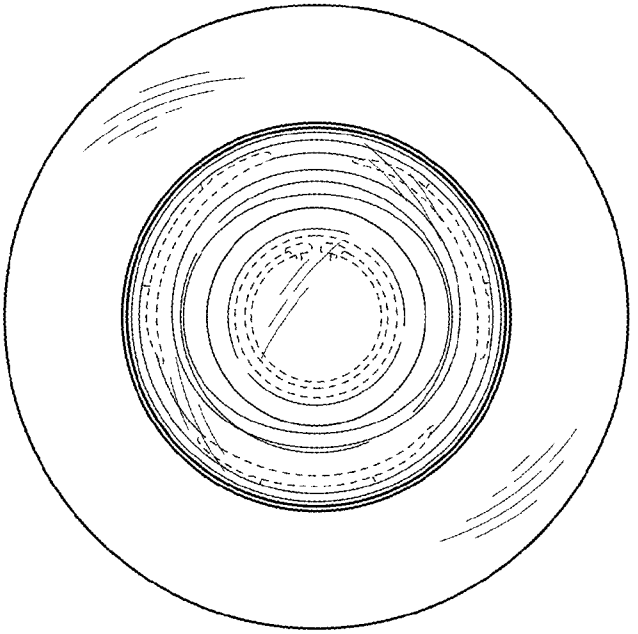

FIG. 6

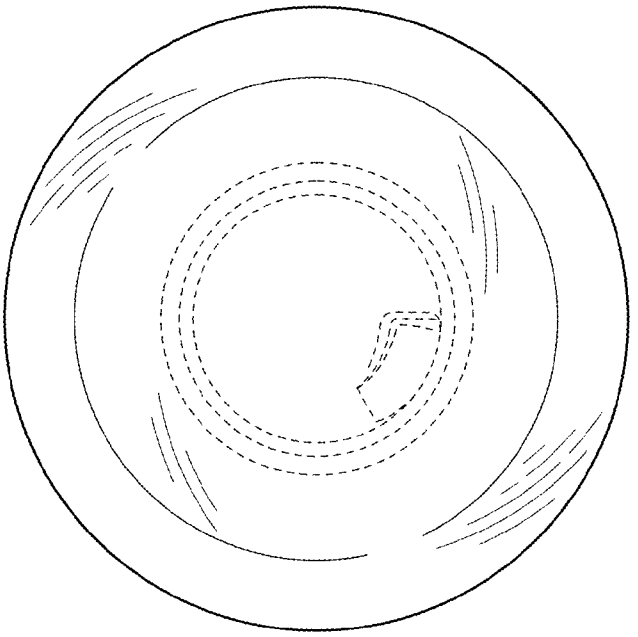

FIG. 7

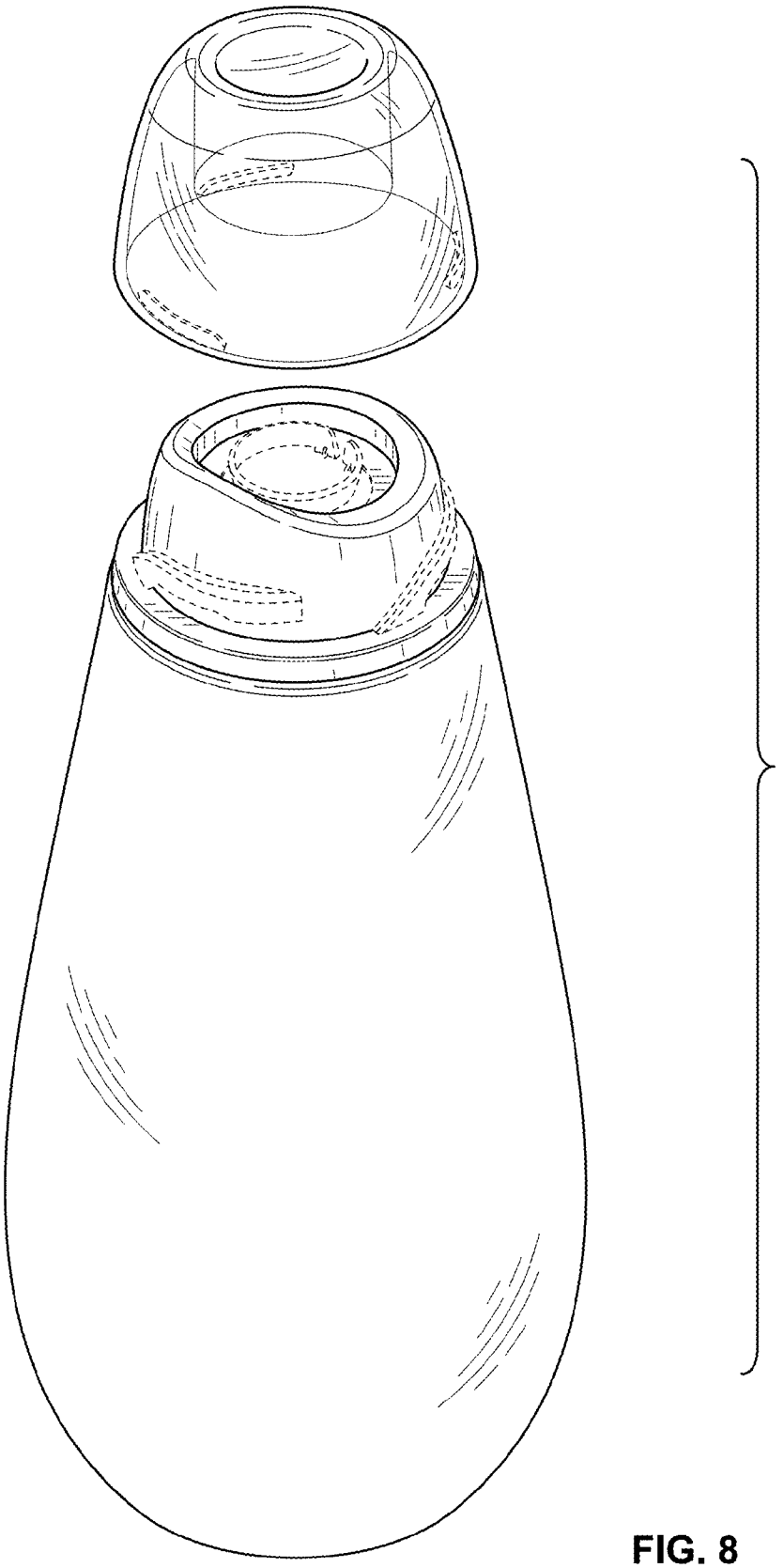

FIG. 8

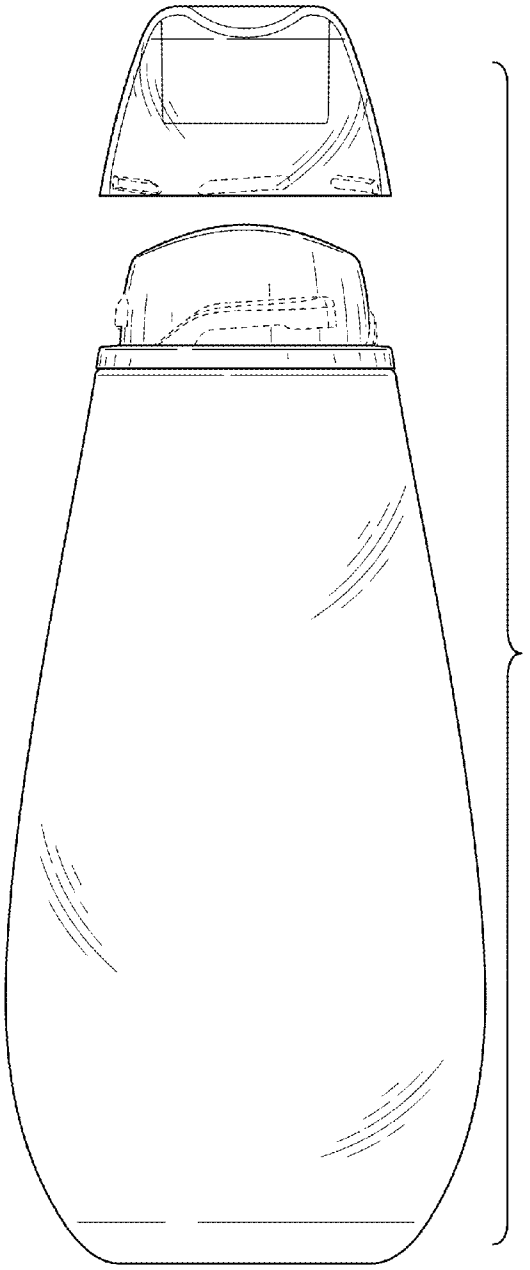

FIG. 9

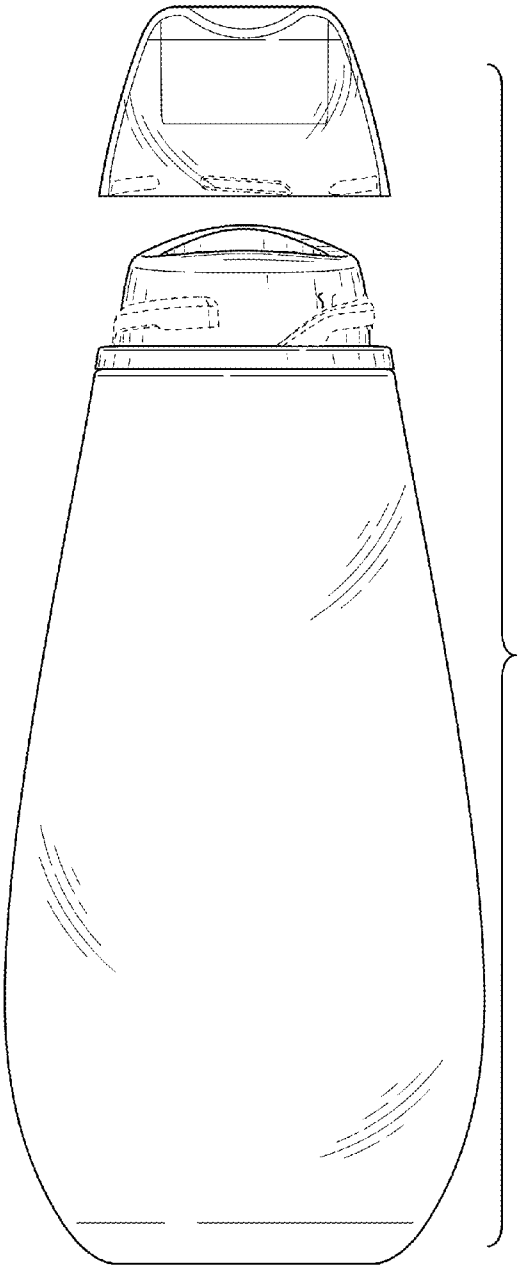

FIG. 10

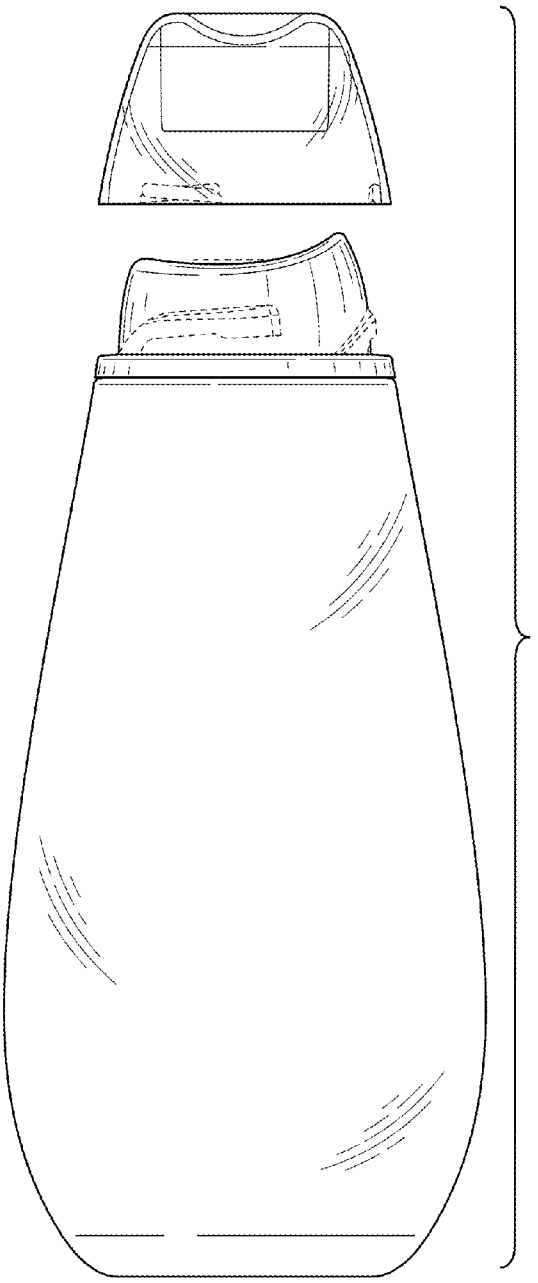

FIG. 11

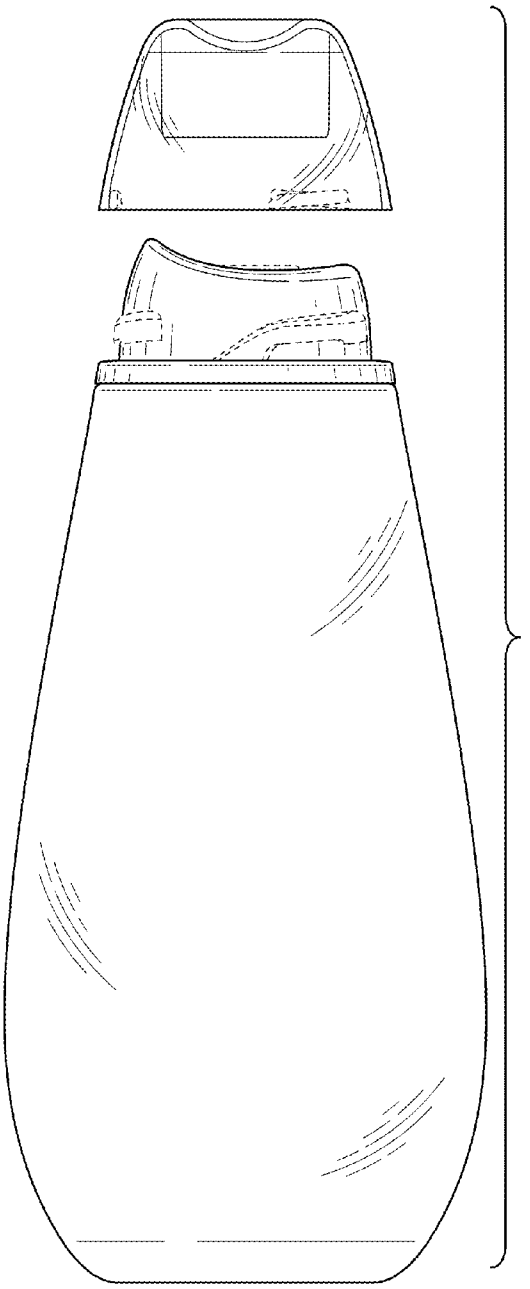

FIG. 12

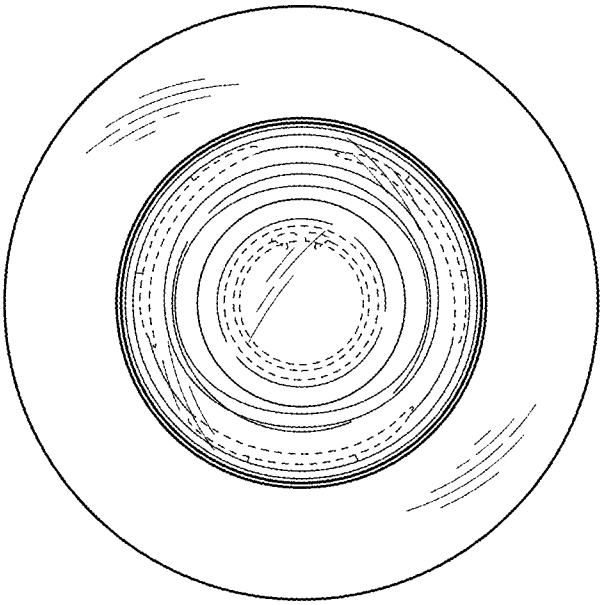

FIG. 13

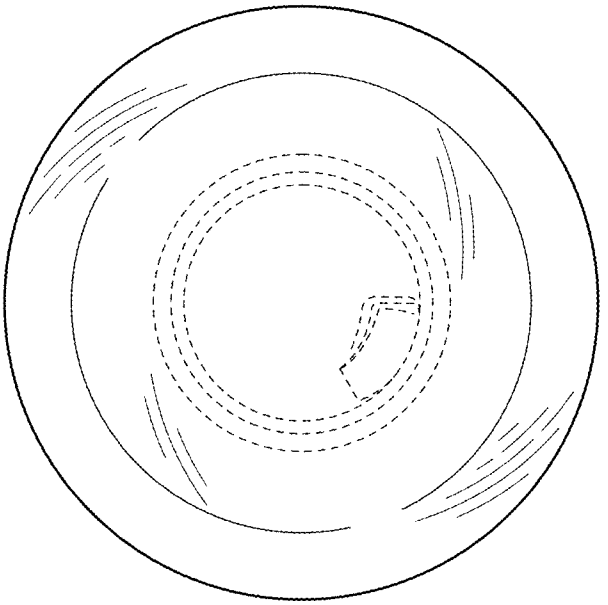

FIG. 14

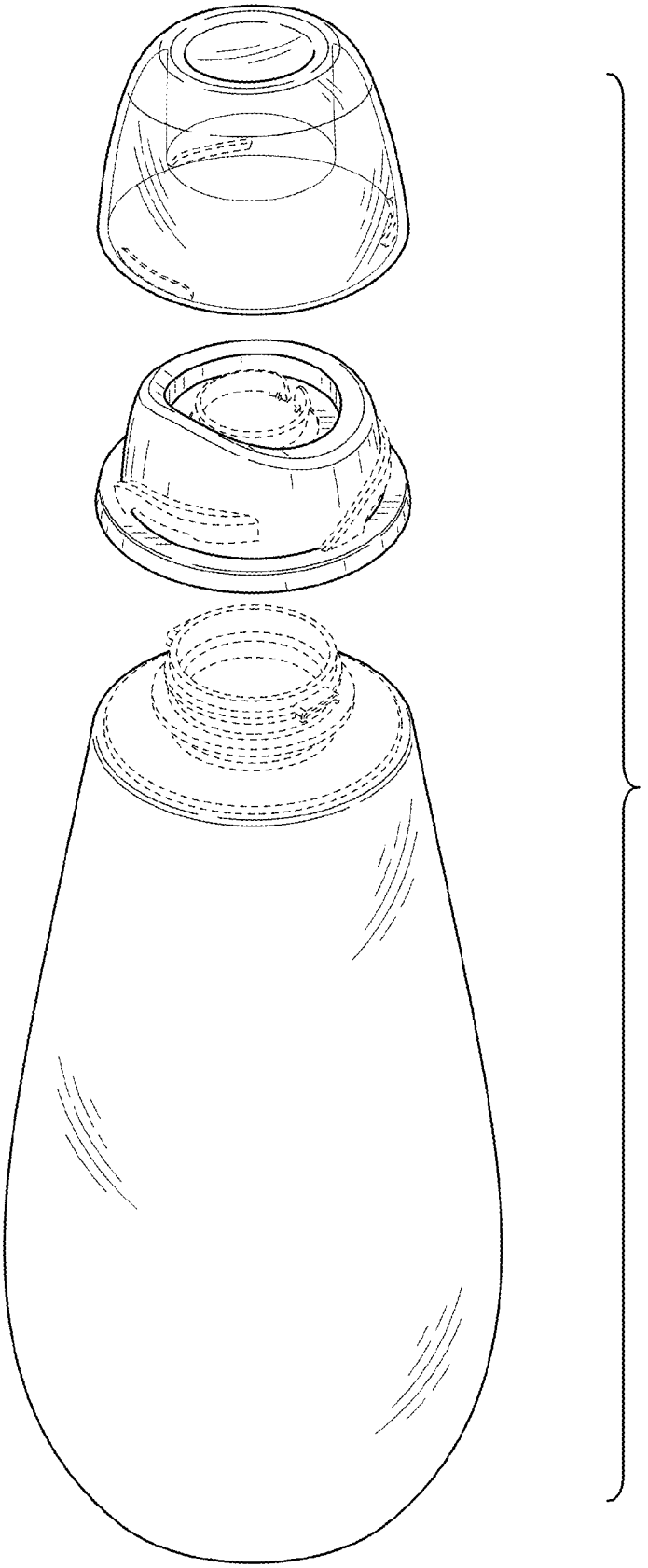

FIG. 15

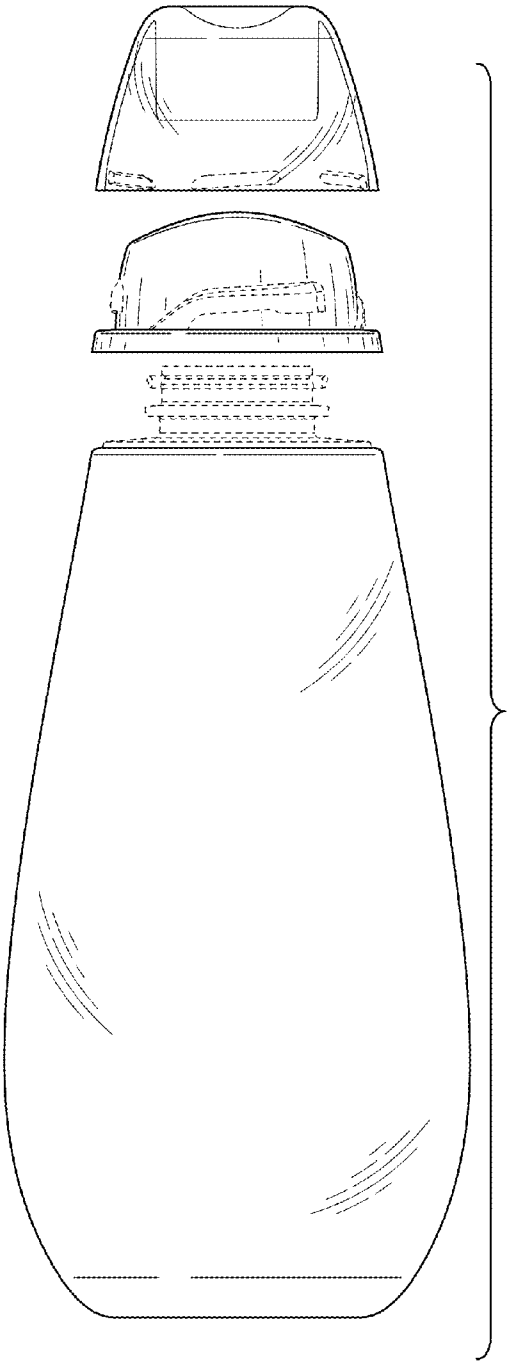

FIG. 16

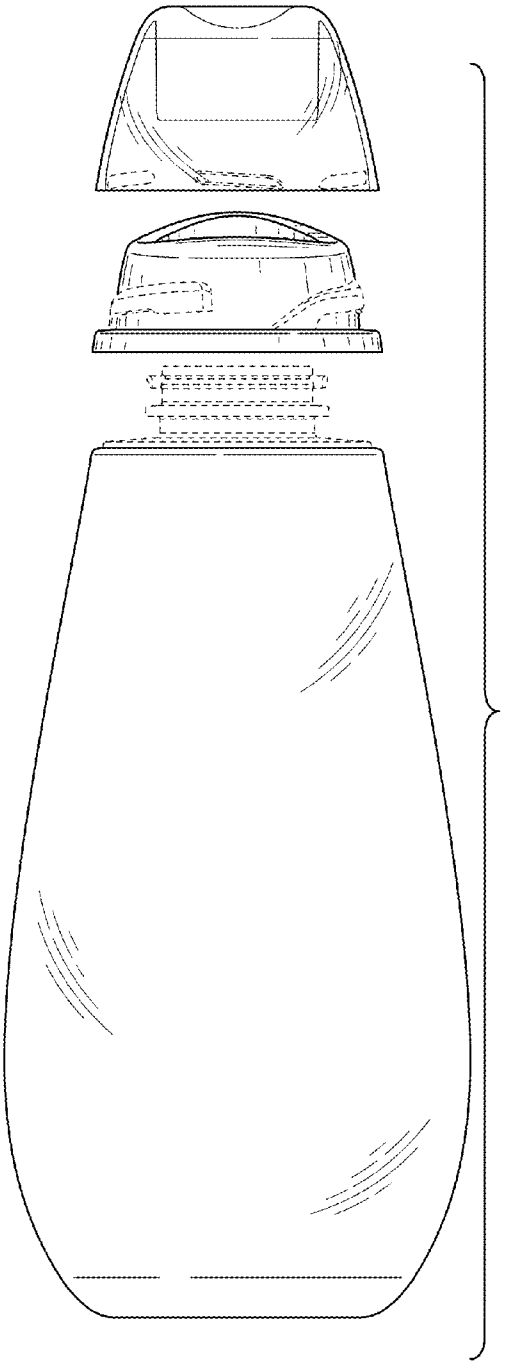

FIG. 17

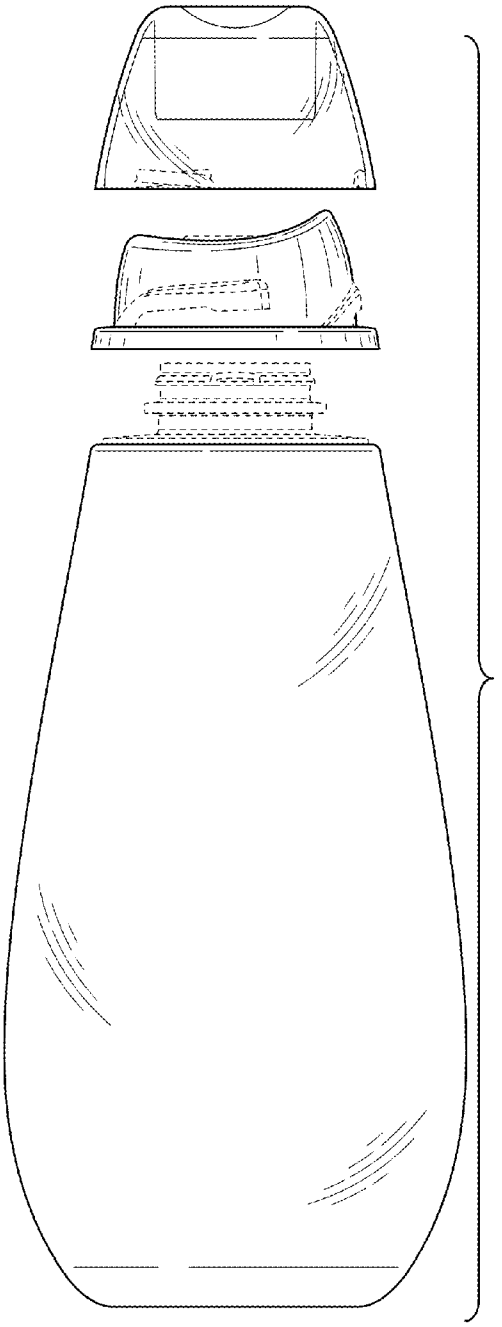

FIG. 18

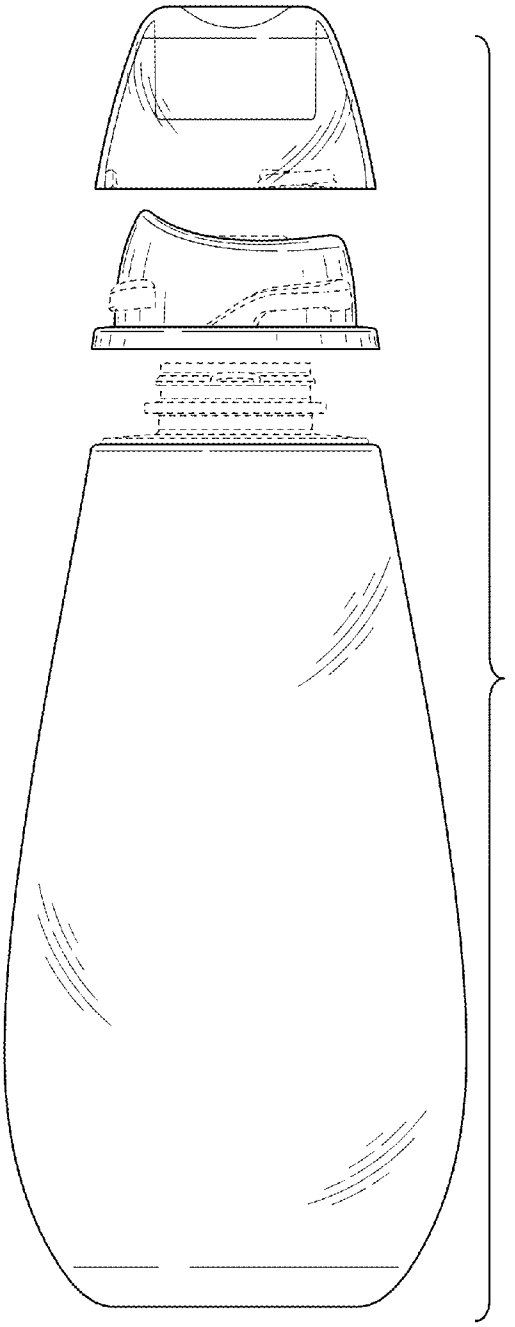

FIG. 19

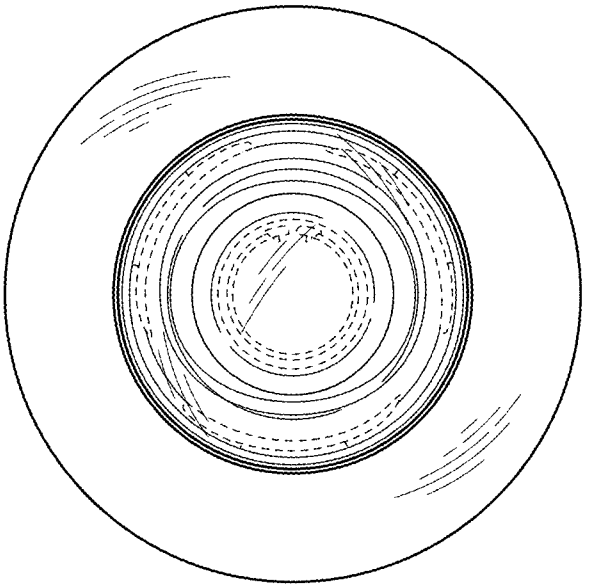

FIG. 20

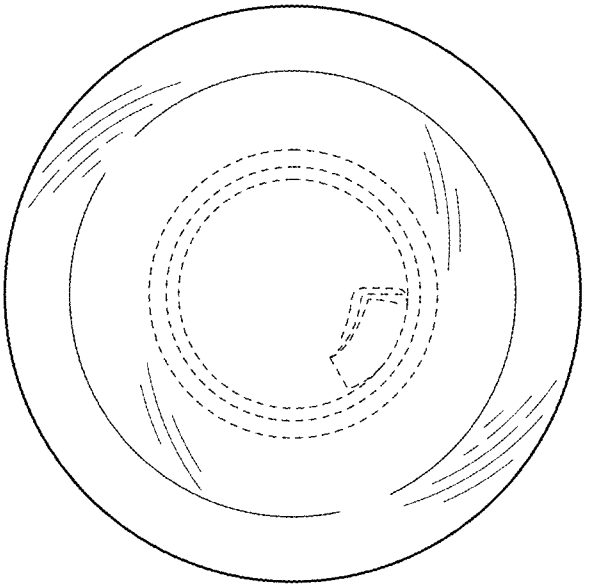

FIG. 21