



US00D644591S

(12) **United States Design Patent**
Andonian

(10) **Patent No.:** **US D644,591 S**

(45) **Date of Patent:** **** Sep. 6, 2011**

(54) **TRUCK RACK**

(76) Inventor: **Peter Andonian**, Mercer Island, WA
(US)

(**) Term: **14 Years**

(21) Appl. No.: **29/384,307**

(22) Filed: **Jan. 28, 2011**

(51) **LOC (9) Cl.** **12-06**

(52) **U.S. Cl.** **D12/406**

(58) **Field of Classification Search** D12/406,
D12/413, 414, 412, 414.1; D3/304–306;
D6/317–319, 513–514, 552; 293/37.1, 3,
293/100; 224/309–310, 315–316, 323–329,
224/400; 280/760–762, 848, 727, 769; 296/99.1,
296/37.1, 100.01, 100.02, 157; 206/8, 213.8,
206/279, 713, 335, 315.1–315.4; D32/35,
D32/38

See application file for complete search history.

(56) **References Cited**

U.S. PATENT DOCUMENTS

6,471,276	B1 *	10/2002	Brunzman et al.	296/37.13
D528,968	S *	9/2006	Storer et al.	D12/414
D553,553	S *	10/2007	Taylor	D12/414
D561,086	S *	2/2008	Lopez	D12/412
7,625,013	B2 *	12/2009	Kellick	280/851
D633,431	S *	3/2011	Kennedy et al.	D12/412

* cited by examiner

Primary Examiner — Richard E Chilcot

Assistant Examiner — Katrina Kile

(74) *Attorney, Agent, or Firm* — Bruce A. Kaser

(57) **CLAIM**

The ornamental design for a truck rack, as shown and described.

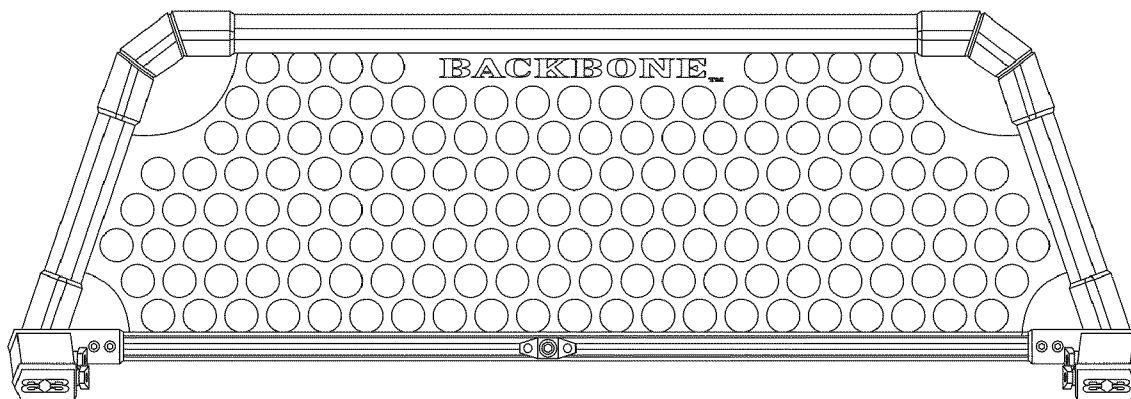
DESCRIPTION

FIG. 1 is a rear elevational view of a truck rack showing my new design;

FIG. 2 is a rear elevational view thereof; and,

FIG. 3 is a bottom elevational view thereof.

1 Claim, 2 Drawing Sheets



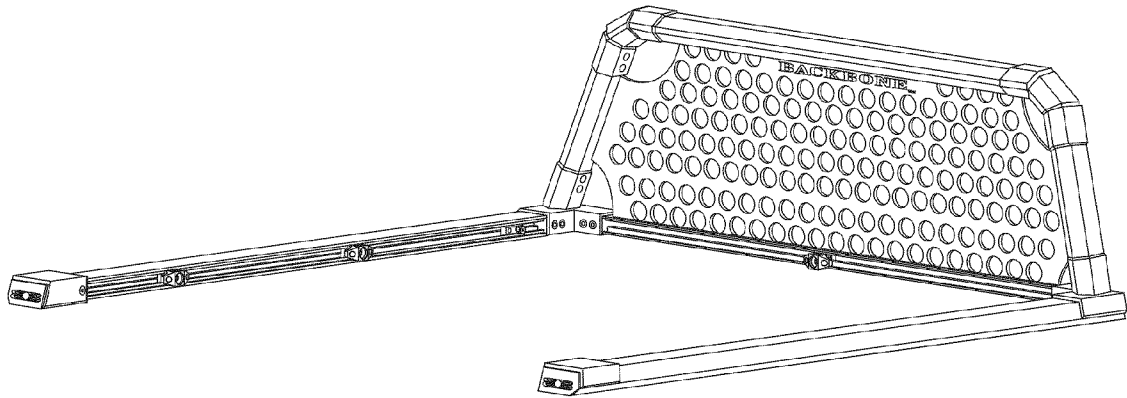


Fig. 1

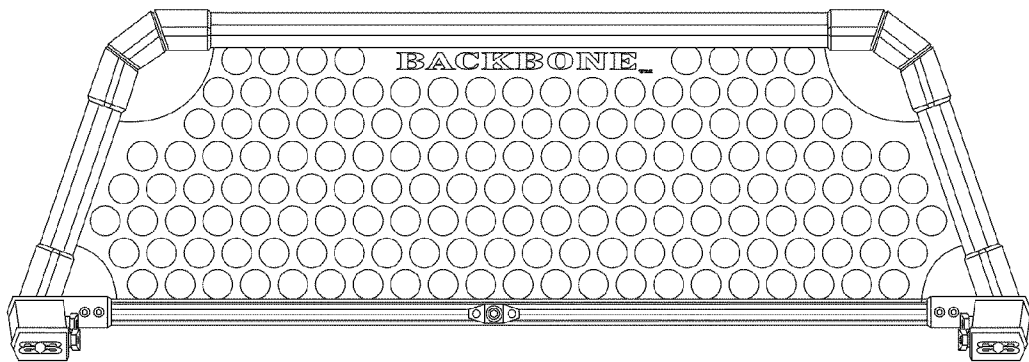


Fig. 2

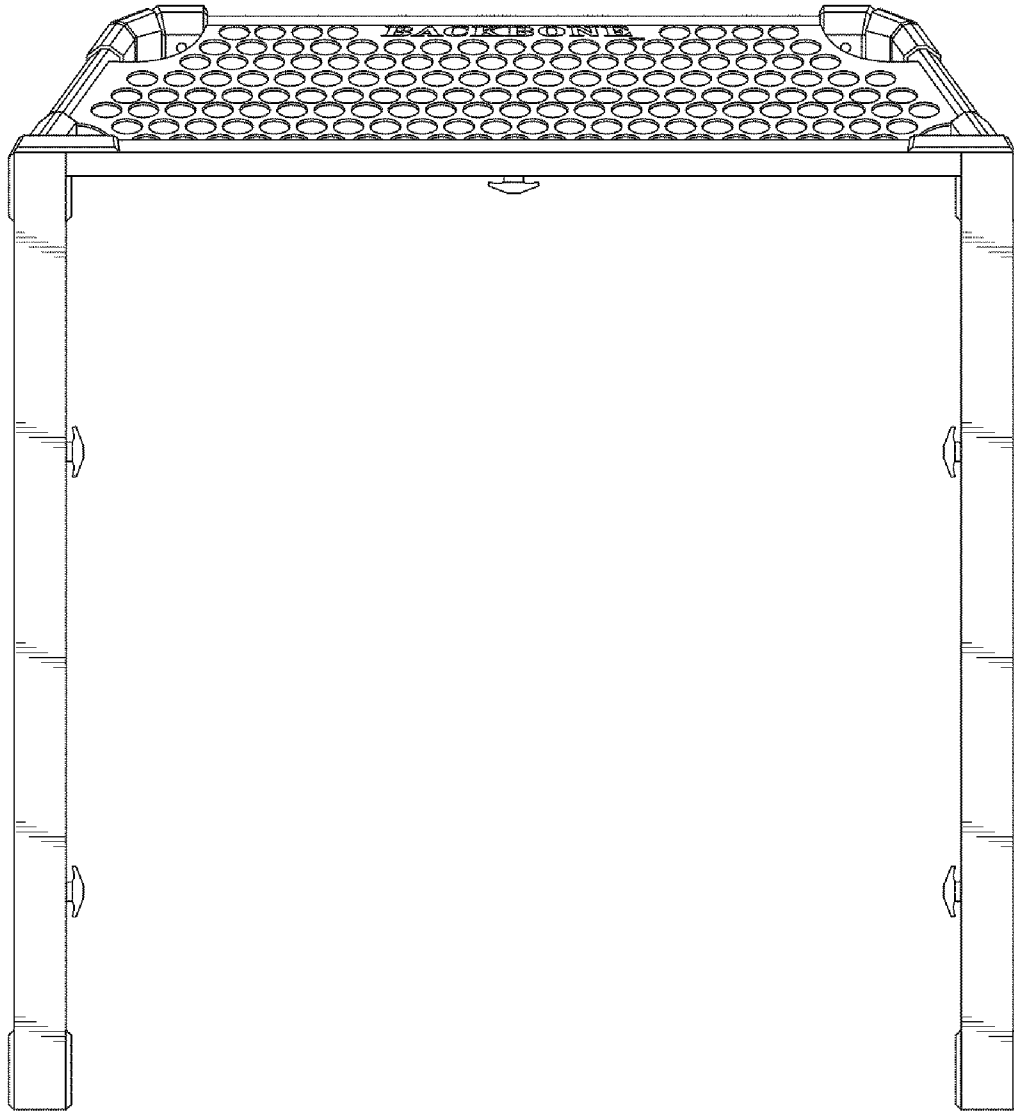


Fig. 3