



US0D1026090S

(12) **United States Design Patent**  
**Yamakuchi**

(10) **Patent No.:** **US D1,026,090 S**

(45) **Date of Patent:** **\*\* May 7, 2024**

(54) **PRINT HEAD**

FOREIGN PATENT DOCUMENTS

(71) Applicant: **KYOCERA Corporation**, Kyoto (JP)

EM 008633697-0001 \* 7/2021

EM 008633697-0002 \* 7/2021

(72) Inventor: **Nobuaki Yamakuchi**, Kirishima (JP)

GB 6151158 \* 7/2012

GB 6151157 \* 7/2021

(73) Assignee: **KYOCERA CORPORATION**, Kyoto (JP)

\* cited by examiner

(\*\*) Term: **15 Years**

*Primary Examiner* — Maria J. Edwards

*Assistant Examiner* — Aimee Roundy

(21) Appl. No.: **29/801,312**

(74) *Attorney, Agent, or Firm* — HAUPTMAN HAM,

LLP

(22) Filed: **Jul. 28, 2021**

(57) **CLAIM**

The ornamental design for a print head, as shown and described.

(30) **Foreign Application Priority Data**

**DESCRIPTION**

Jan. 29, 2021 (JP) ..... 2021-001975

(51) **LOC (14) Cl.** ..... **18-02**

(52) **U.S. Cl.**

USPC ..... **D18/56**

(58) **Field of Classification Search**

USPC ..... D18/56

CPC ..... B41J 2/17596; B41M 5/0047; B41M

5/0023; B41M 5/0088

See application file for complete search history.

FIG. 1 is a front view of a print head showing my new design;

FIG. 2 is a rear view thereof;

FIG. 3 is a top view thereof;

FIG. 4 is a bottom view thereof;

FIG. 5 is a right side view thereof; and,

FIG. 6 is a left side view thereof.

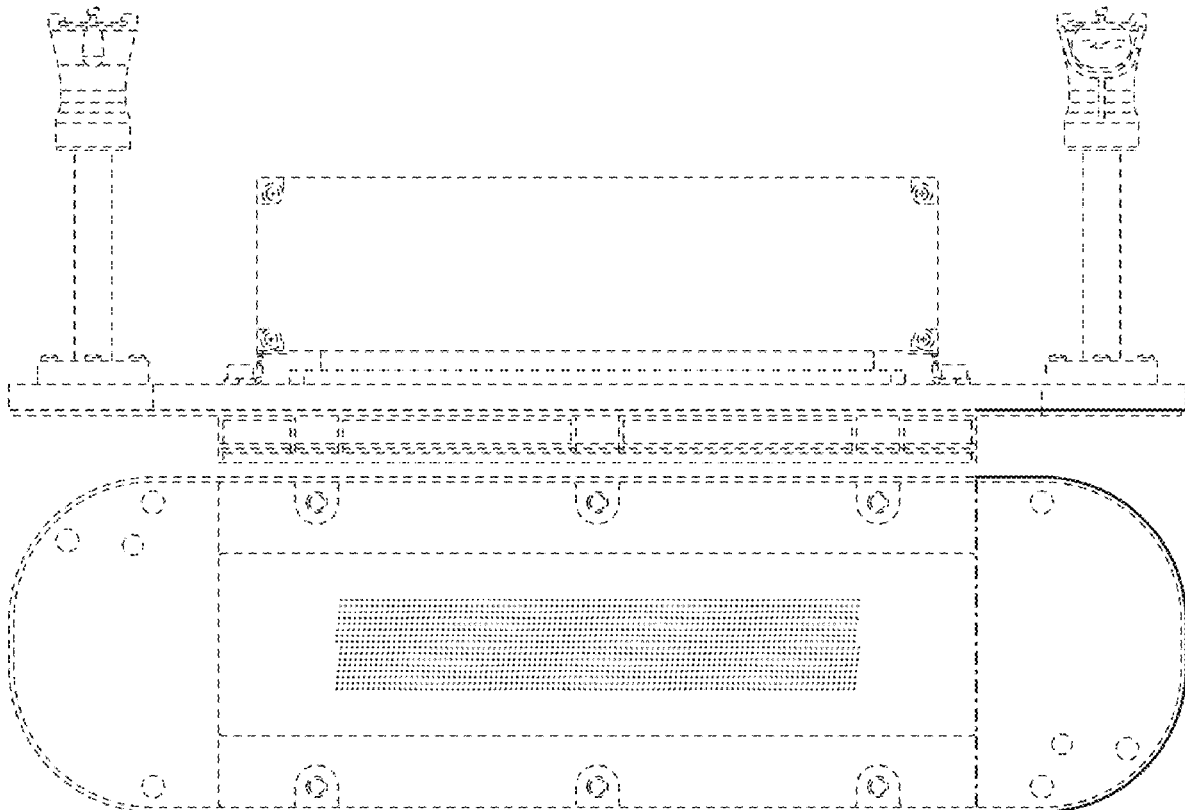
The dashed lines in the drawings depict portions of the print head that form no part of the claimed design. The dashed-dotted lines depict the boundaries of the claimed design and form no part thereof.

(56) **References Cited**

**U.S. PATENT DOCUMENTS**

D525,296 S \* 7/2006 Nakashima ..... 347/86

**1 Claim, 3 Drawing Sheets**



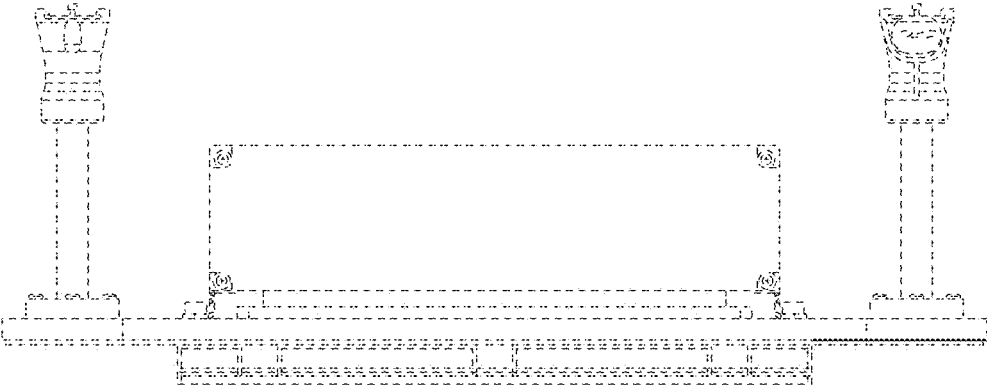


FIG. 1

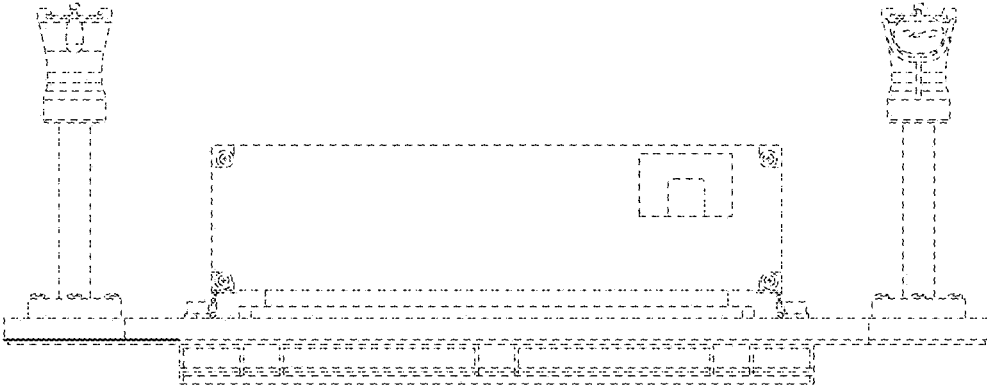


FIG. 2

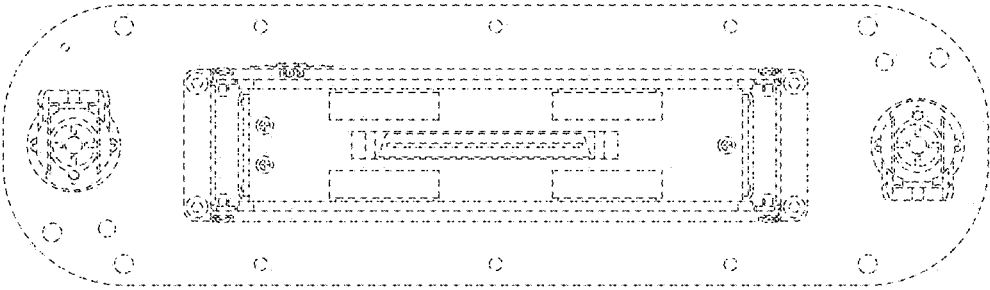


FIG. 3

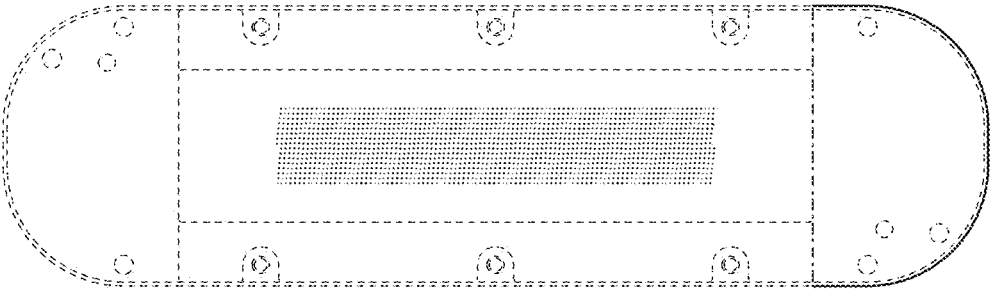


FIG. 4

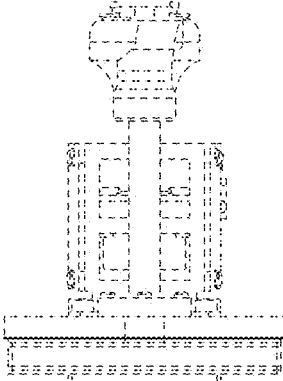


FIG. 5

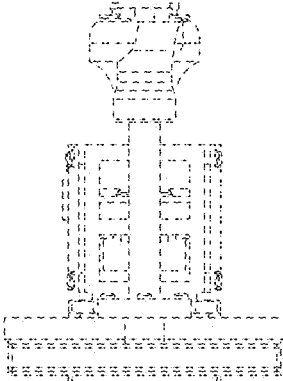


FIG. 6