



US00D437352S

(12) **United States Design Patent**
Matsuzaki et al.

(10) **Patent No.:** **US D437,352 S**

(45) **Date of Patent:** **** *Feb. 6, 2001**

- (54) **BALLPOINT PEN**
- (75) Inventors: **Nobuki Matsuzaki; Sachiko Tone,**
both of Osaka (JP)
- (73) Assignee: **Kokuyo Kabushiki Kaisha, Osaka (JP)**
- (*) Notice: This patent is subject to a terminal disclaimer.
- (**) Term: **14 Years**

- D. 363,084 * 10/1995 Hollington D19/51
- D. 377,051 * 12/1996 Takemura D19/51
- D. 387,804 * 12/1997 Izushima D19/51
- D. 394,455 * 5/1998 Izushima D19/48
- D. 395,447 * 6/1998 Izushima D19/49
- D. 401,624 * 11/1998 Sakuno D19/51
- D. 418,163 * 12/1999 Rosen D19/51

* cited by examiner

Primary Examiner—Martie K. Holtje

(74) *Attorney, Agent, or Firm*—Birch, Stewart, Kolasch & Birch, LLP

- (21) Appl. No.: **29/117,485**
- (22) Filed: **Jan. 28, 2000**

(30) **Foreign Application Priority Data**

Oct. 29, 1999 (JP) 11-30011

- (51) **LOC (7) Cl.** **19-06**
- (52) **U.S. Cl.** **D19/51; D19/56**
- (58) **Field of Search** D19/35, 36, 41-51,
D19/53-58, 81-85; 401/6, 7, 88, 99, 100,
103, 104, 109-116, 209

(56) **References Cited**

U.S. PATENT DOCUMENTS

D. 355,673 * 2/1995 Takahashi D19/48

(57) **CLAIM**

The ornamental design for a ballpoint pen, as shown and described.

DESCRIPTION

FIG. 1 is a perspective view of the top, front and left side of a ballpoint pen showing our new design; FIG. 2 is a front elevational view thereof; FIG. 3 is a left side elevational view thereof; FIG. 4 is a rear elevational view thereof; FIG. 5 is a top plan view thereof; and, FIG. 6 is a bottom view thereof.

1 Claim, 3 Drawing Sheets

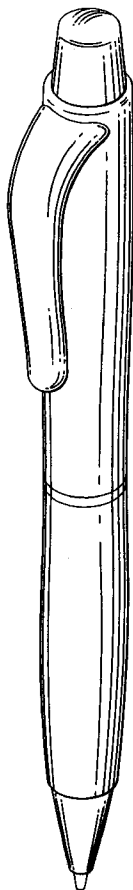


FIG. 1

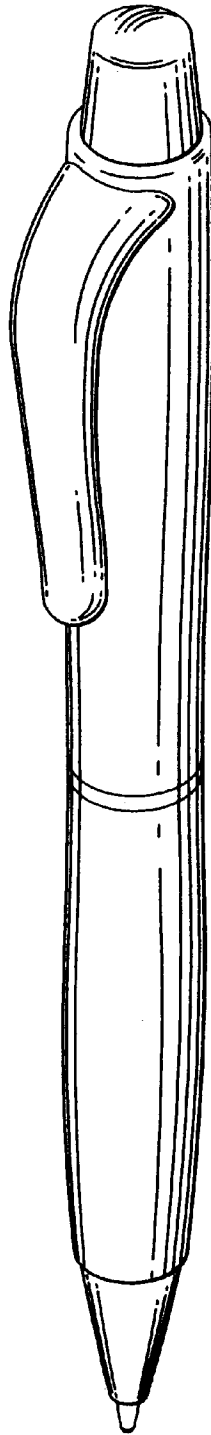


FIG. 2

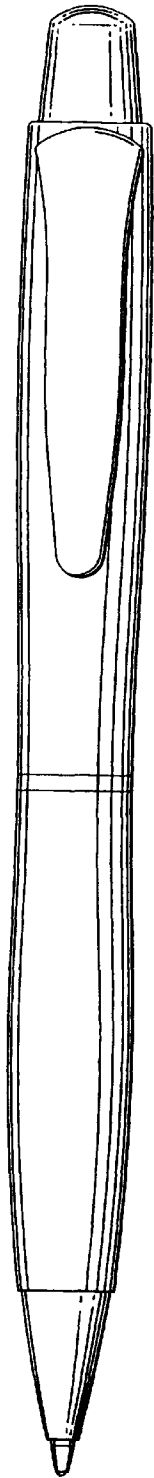


FIG. 3

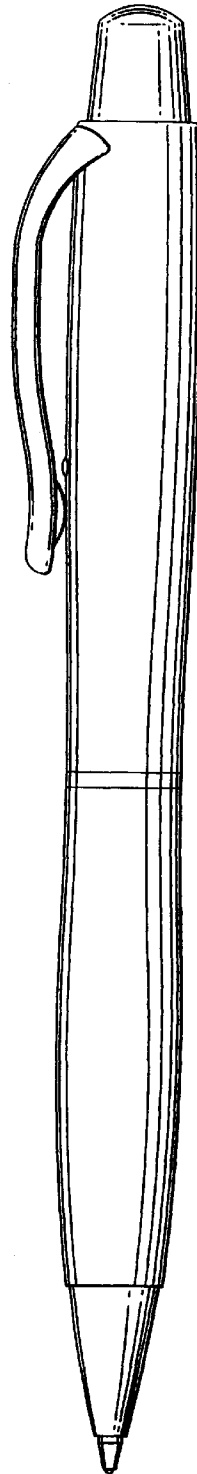


FIG. 4

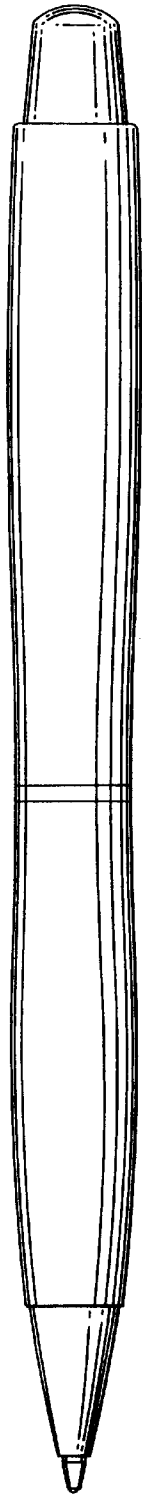


FIG. 5

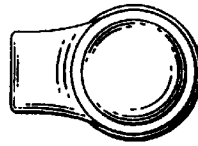


FIG. 6

