



US00D504890S

(12) **United States Design Patent**
Sung et al.

(10) **Patent No.:** **US D504,890 S**

(45) **Date of Patent:** **** May 10, 2005**

(54) **HANDHELD ELECTRONIC PRODUCT**

D451,097 S * 11/2001 Schmeisser et al. D14/371
D463,420 S * 9/2002 Stener et al. D14/336
D477,318 S * 7/2003 Shiao D14/336

(75) Inventors: **Cheng-Hsin Sung**, Taipei (TW);
Chao-Yang Lin, Taipei (TW)

* cited by examiner

(73) Assignee: **Lite-on Technology Corporation**,
Taipei (TW)

Primary Examiner—Freda S. Nunn
(74) *Attorney, Agent, or Firm*—Birch, Stewart, Kolasch &
Birch, LLP

(**) Term: **14 Years**

(57) **CLAIM**

(21) Appl. No.: **29/205,800**

The ornamental design for a “handheld electronic product,”
as shown and described.

(22) Filed: **May 21, 2004**

(51) **LOC (7) Cl.** **14-02**

DESCRIPTION

(52) **U.S. Cl.** **D14/346; D14/341**

FIG. 1 is a perspective view of a “handheld electronic
product” showing my new design;
FIG. 2 is a front view thereof;
FIG. 3 is a rear view thereof;
FIG. 4 is a left side view thereof;
FIG. 5 is a right side view thereof;
FIG. 6 is a top view thereof; and,
FIG. 7 is a bottom view thereof.

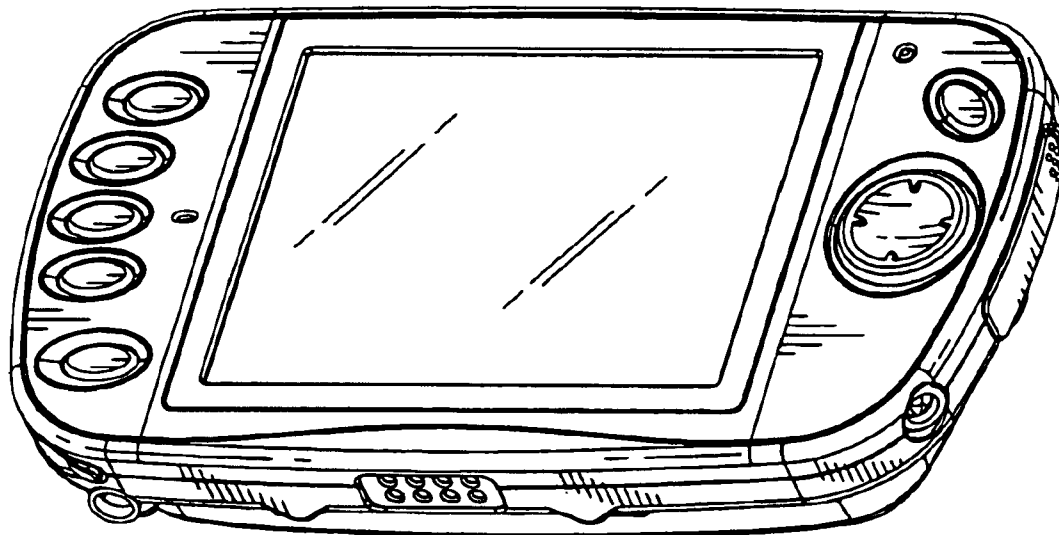
(58) **Field of Search** D14/341–346,
D14/371, 374, 336, 125–129; 345/104,
156, 168, 173; 348/180, 184, 325, 739;
349/1, 2, 11, 62; 341/12; 33/443

(56) **References Cited**

U.S. PATENT DOCUMENTS

4,611,406 A * 9/1986 Engstrom et al. 33/443

1 Claim, 4 Drawing Sheets






FIG. 1

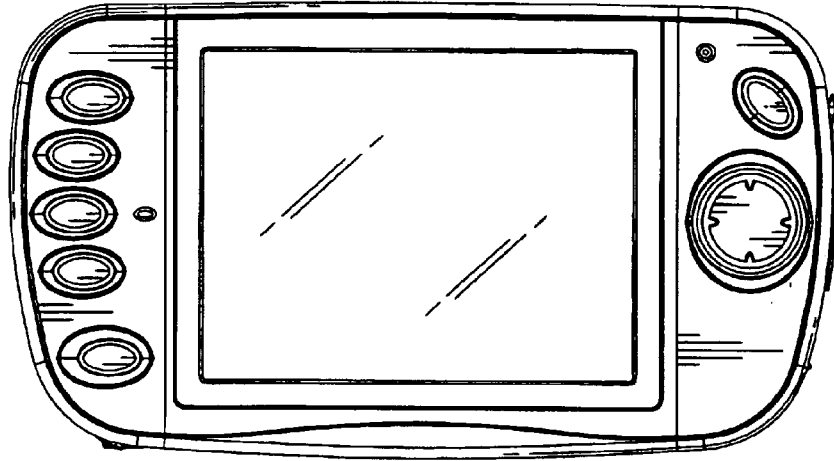


FIG. 2

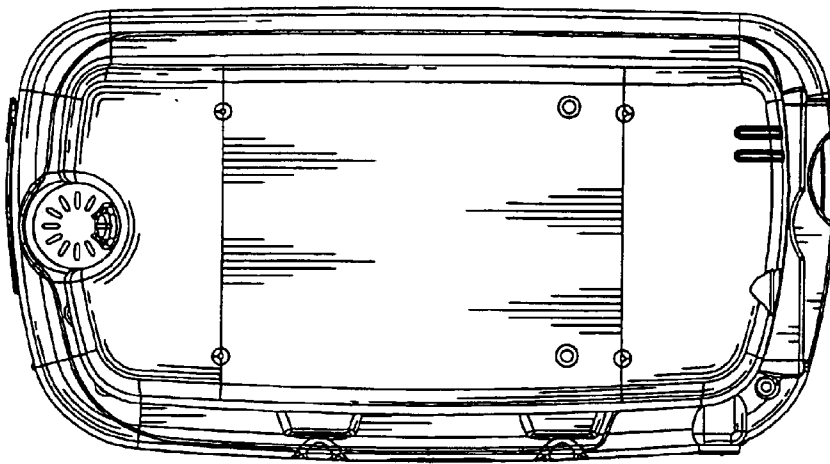


FIG. 3

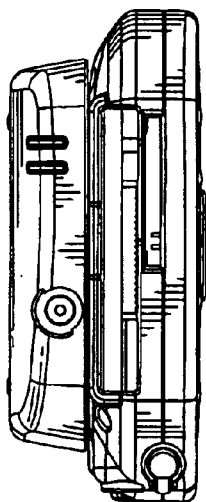


FIG. 4

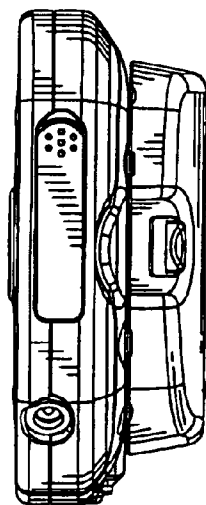


FIG. 5

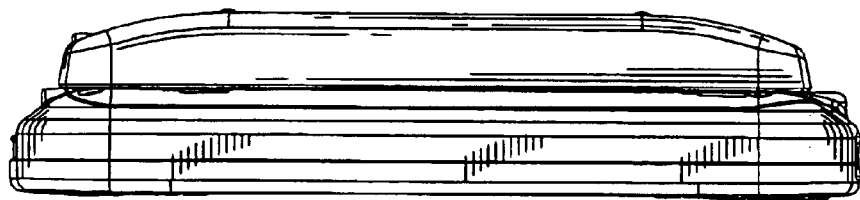


FIG. 6




FIG. 7