

(12) INTERNATIONAL APPLICATION PUBLISHED UNDER THE PATENT COOPERATION TREATY (PCT)

(19) World Intellectual Property
Organization

International Bureau

(43) International Publication Date

09 August 2018 (09.08.2018)



(10) International Publication Number

WO 2018/144827 A1

(51) International Patent Classification:

A61K 31/437 (2006.01) A61P 25/00 (2006.01)

A61K 31/424 (2006.01)

(21) International Application Number:

PCT/US2018/016602

(22) International Filing Date:

02 February 2018 (02.02.2018)

(25) Filing Language:

English

(26) Publication Language:

English

(30) Priority Data:

62/454,280 03 February 2017 (03.02.2017) US

62/530,528 10 July 2017 (10.07.2017) US

62/536,669 25 July 2017 (25.07.2017) US

(71) Applicant: OVID THERAPEUTICS INC. [US/US];

1460 Broadway, New York, New York 10036 (US).

(72) Inventor: DURING, Matthew; 14 Cedar Lane, Weston,

Connecticut 06883 (US).

(74) Agent: STEEN, Jeffrey S. et al.; Carter, DeLuca, Far-

rell & Schmidt, LLP, 445 Broad Hollow Road, Suite 420,

Melville, New York 11747 (US).

(81) Designated States (unless otherwise indicated, for every

kind of national protection available): AE, AG, AL, AM, AO, AT, AU, AZ, BA, BB, BG, BH, BN, BR, BW, BY, BZ, CA, CH, CL, CN, CO, CR, CU, CZ, DE, DJ, DK, DM, DO, DZ, EC, EE, EG, ES, FI, GB, GD, GE, GH, GM, GT, HN, HR, HU, ID, IL, IN, IR, IS, JO, JP, KE, KG, KH, KN, KP, KR, KW, KZ, LA, LC, LK, LR, LS, LU, LY, MA, MD, ME, MG, MK, MN, MW, MX, MY, MZ, NA, NG, NI, NO, NZ, OM, PA, PE, PG, PH, PL, PT, QA, RO, RS, RU, RW, SA, SC, SD, SE, SG, SK, SL, SM, ST, SV, SY, TH, TJ, TM, TN, TR, TT, TZ, UA, UG, US, UZ, VC, VN, ZA, ZM, ZW.

(84) Designated States (unless otherwise indicated, for every

kind of regional protection available): ARIPO (BW, GH, GM, KE, LR, LS, MW, MZ, NA, RW, SD, SL, ST, SZ, TZ, UG, ZM, ZW), Eurasian (AM, AZ, BY, KG, KZ, RU, TJ, TM), European (AL, AT, BE, BG, CH, CY, CZ, DE, DK, EE, ES, FI, FR, GB, GR, HR, HU, IE, IS, IT, LT, LU, LV, MC, MK, MT, NL, NO, PL, PT, RO, RS, SE, SI, SK, SM, TR), OAPI (BF, BJ, CF, CG, CI, CM, GA, GN, GQ, GW, KM, ML, MR, NE, SN, TD, TG).

Published:

— with international search report (Art. 21(3))

(54) Title: USE OF GABOXADOL IN THE TREATMENT OF TINNITUS

(57) Abstract: Methods of treating tinnitus with gaboxadol or a pharmaceutically acceptable salt thereof are provided. Also provided are therapeutic compositions that may be used to improve one or more symptoms of tinnitus. Methods of treating acute sensorineural hearing loss or Meniere's disease with gaboxadol or a pharmaceutically acceptable salt thereof are provided. Also provided are therapeutic compositions that may be used to improve one or more symptoms of acute sensorineural hearing loss or Meniere's disease.



WO 2018/144827 A1

USE OF GABOXADOL IN THE TREATMENT OF TINNITUS

CROSS REFERENCE TO RELATED APPLICATIONS

This application claims benefit of and priority to U.S. Provisional Application No. 62/454,280, filed February 3, 2017; U.S. Provisional Application No. 62/530,528, filed July 10, 2017; and U.S. Provisional Application No. 62/536,669, filed July 25, 2017, which are incorporated herein by reference in their respective entireties.

TECHNICAL FIELD

Methods of treating, acute sensorineural hearing loss, Meniere's disease or tinnitus.

BACKGROUND

Tinnitus is characterized by an auditory sensation in the absence of external sound. In many cases tinnitus is subjectively perceptual, i.e., only the subject can perceive symptoms. Symptoms of tinnitus include ringing, roaring, static, buzzing, hissing and whistling in one or both ears. The noise may be intermittent or continuous. According to the National Institute on Deafness and other Communication Disorders (NIDCD) approximately 10 percent of the US adult population, or about 25 million Americans, have experienced some degree of tinnitus. According to the American Tinnitus Association, 20 million of these sufferers struggle with burdensome chronic tinnitus, while 2 million have extreme and debilitating cases. Severe tinnitus can lead to depression and other mental health challenges that severely affect the patient and the patient's family members. Therapies such as masking, sound therapy, electrical stimulation, and drugs have shown some benefit. Unfortunately, these treatments may be insufficient and many patients continue to suffer with tinnitus. Therefore, treatment of tinnitus remains a significant need.

Acute sensorineural hearing loss (ASNHL) is also known as sudden sensorineural hearing loss (SSNHL), sudden deafness and acute sensory hearing loss. Idiopathic acute sensorineural hearing loss is a form of acute sensorineural hearing loss in which no clear cause is known. The term "acute sensorineural hearing loss" or "ASNHL" will be used herein for convenience and encompasses SSNHL, sudden deafness, acute sensory hearing loss and idiopathic acute sensorineural hearing loss. In certain instances, acute sensorineural hearing loss may be defined as the onset of one-sided sensorineural hearing loss in less than 72 hours.

It strikes an estimated 5-20/100,000 persons per year. In some instances, ASNHL may occur following various inner ear injuries. In certain instances, ASNHL may be provoked by exposure to excessive noise (acoustic trauma, acute or otherwise), viral or bacterial infections in the inner ear, disturbances of the inner ear blood supply, middle and inner ear surgery, exposure to ototoxic drugs, head trauma, a tumor on the nerve that connects the ear to the brain and a variety of other incidents. In certain instances, ASNHL may be associated with surgery induced acoustic trauma. The most common complaint in ASNHL is a feeling of aural fullness (sometimes described as pressure in the ear), followed by complaints of hearing loss and tinnitus. Aural fullness is a non-specific symptom. The most common treatment for ASNHL, especially in cases where the cause is unknown, is corticosteroids. Corticosteroids may be associated with lowered immune response, which could be detrimental in cases where ASNHL is caused by bacterial or viral infection.

Meniere's disease is a disorder of the inner ear that causes episodes of vertigo and fluctuating hearing loss with a progressive, ultimately permanent loss of hearing, ringing in the ear (tinnitus), and sometimes a feeling of fullness or pressure in the affected ear. A common symptom of Meniere's disease is hypersensitivity to sounds. In many cases, Meniere's disease affects only one ear, at least initially; however, over time both ears may become involved. The cause of Meniere's disease is unclear but may involve both genetic and environmental factors. Meniere's disease has been associated with an abnormal amount of fluid (endolymph) in the inner ear. Although there is no cure for Meniere's disease, medications to reduce nausea such as dimenhydrinate, meclizine or prochlorperazine may be administered. Anti-inflammatory medications such as NSAIDS or corticosteroids may also be administered.

Gaboxadol (4,5,6,7-tetrahydroisoxazolo [5,4-c]pyridine-3-ol) (THIP)) is described in EP Patent No. 0000338 and in EP Patent No. 0840601, U.S. Patent Nos. 4,278,676, 4,362,731, 4,353,910, and WO 2005/094820. Gaboxadol is a selective GABA_A receptor agonist with a preference for δ -subunit containing GABA_A receptors. In the early 1980s gaboxadol was the subject of a series of pilot studies that tested its efficacy as an analgesic and anxiolytic, as well as a treatment for tardive dyskinesia, Huntington's disease, Alzheimer's disease, and spasticity. In the 1990s gaboxadol moved into late stage development for the treatment of insomnia. The development was discontinued after the compound failed to show significant effects in sleep onset and sleep maintenance in a three-month efficacy study. Additionally, patients with a history of drug abuse who received gaboxadol experienced a steep increase in psychiatric adverse events.

Although gaboxadol has been suggested for treatment of tinnitus, recent research indicates that gaboxadol GABA_A mediated tonic inhibition in auditory thalamus/medial geniculate body (MGB) may cause significant tinnitus related increases contralateral to sound exposure. See, e.g., Sametsky et al., Journal of Neuroscience, (June 24, 2015) 35(25):9369-9380.

Benzodiazepines are a class of drugs in wide clinical use as anxiolytics, hypnotics, anticonvulsants, and muscle relaxants. They act by enhancing the GABA_A receptor function in the central nervous system. The GABA_A receptor complex is composed of 5 glycoprotein subunits, each with multiple isoforms. GABA_A receptors contain 2 α subunits, 2 β subunits, and 1 γ subunit. Each receptor complex has 2 GABA-binding sites but only 1 benzodiazepine (BZD)-binding site. The BZD receptor has been classified into several types, based on α subunit isoforms and clinical effects related to each type. See, Griffin III et al., Benzodiazepine Pharmacology and Central Nervous System–Mediated Effects. The Ochsner Journal: Summer 2013, Vol. 13, No. 2, pp. 214-223. Benzodiazepines have been suggested for use in managing tinnitus. See, Jufas and Wood, Journal of Laryngology & Otology (2015) 129 (Suppl. S3) S14-S22. However, benzodiazepine use in medical management of subjective tinnitus does not have a robust evidence base. Id. Clonazepam was shown to be effective in treating tinnitus in three studies, two alprazolam studies showed opposing results, diazepam was shown to be not effective in two studies and oxazepam was shown to be effective in one study. Id.

SUMMARY

Methods of treating tinnitus described herein include administering to a patient in need thereof about 0.05 mg to about 30 mg gaboxadol or a pharmaceutically acceptable salt thereof wherein the method provides improvement in tinnitus. Methods of treating tinnitus described herein include administering to a patient in need thereof about 0.05 mg to about 30 mg gaboxadol or a pharmaceutically acceptable salt thereof wherein the method provides improvement in one or more symptoms of tinnitus. Methods of treating tinnitus described herein include administering to a patient in need thereof about 0.05 mg to about 30 mg gaboxadol or a pharmaceutically acceptable salt thereof wherein the method provides improvement in tinnitus the next day. Methods of treating tinnitus described herein include administering to a patient in need thereof about 0.05 mg to about 30 mg gaboxadol or a pharmaceutically acceptable salt thereof wherein the method provides improvement in the

patient for more than 6 hours after administration to the patient. Methods of treating tinnitus are described herein which include administering to a patient in need thereof gaboxadol or a pharmaceutically acceptable salt thereof wherein the method provides an *in vivo* plasma profile including a C_{max} less than about 400 ng/ml and wherein the method provides improvement in the patient for more than 6 hours after administration of the gaboxadol or a pharmaceutically acceptable salt thereof. Methods of treating tinnitus are described herein which include administering to a patient in need thereof gaboxadol or a pharmaceutically acceptable salt thereof wherein the method provides an *in vivo* plasma profile comprising a AUC_{6-12} of less than about 900 ng•hr/ml and wherein the method provides improvement in the patient for more than 6 hours after administration of the gaboxadol or a pharmaceutically acceptable salt thereof. Methods of treating tinnitus are described herein which include administering to a patient in need thereof a first pharmaceutical composition comprising gaboxadol or a pharmaceutically acceptable salt thereof and a second pharmaceutical composition comprising gaboxadol or a pharmaceutically acceptable salt thereof wherein the second pharmaceutical composition provides an *in vivo* plasma profile comprising a mean $AUC_{0-\infty}$ of at least 20% less than the first pharmaceutical composition. Methods of treating tinnitus are described herein which include administering to a patient in need thereof about 0.05 mg to about 30 mg gaboxadol or a pharmaceutically acceptable salt thereof in combination with a benzodiazepine wherein the method provides improvement in tinnitus. Methods of treating tinnitus are described herein which include administering to a patient in need thereof about 0.05 mg to about 30 mg gaboxadol or a pharmaceutically acceptable salt thereof in combination with clobazam wherein the method provides improvement in tinnitus. Methods of treating tinnitus are described herein which include administering to a patient in need thereof about 10 mg gaboxadol or a pharmaceutically acceptable salt thereof in combination with 10 mg clobazam wherein the method provides improvement in tinnitus.

Methods of treating acute sensorineural hearing loss described herein include administering to a patient in need thereof about 0.05 mg to about 30 mg gaboxadol or a pharmaceutically acceptable salt thereof wherein the method provides improvement in acute sensorineural hearing loss. Methods of treating acute sensorineural hearing loss are described herein which include administering to a patient in need thereof about 0.05 mg to about 30 mg gaboxadol or a pharmaceutically acceptable salt thereof in combination with a benzodiazepine wherein the method provides improvement in acute sensorineural hearing loss. Methods of treating acute sensorineural hearing loss are described herein which include

administering to a patient in need thereof about 0.05 mg to about 30 mg gaboxadol or a pharmaceutically acceptable salt thereof in combination with clobazam wherein the method provides improvement in acute sensorineural hearing loss. Methods of treating acute sensorineural hearing loss are described herein which include administering to a patient in
5 need thereof about 10 mg gaboxadol or a pharmaceutically acceptable salt thereof in combination with 10 mg clobazam wherein the method provides improvement in acute sensorineural hearing loss.

Methods of treating Meniere's disease described herein include administering to a patient in need thereof about 0.05 mg to about 30 mg gaboxadol or a pharmaceutically
10 acceptable salt thereof wherein the method provides improvement in Meniere's disease. Methods of treating Meniere's disease are described herein which include administering to a patient in need thereof about 0.05 mg to about 30 mg gaboxadol or a pharmaceutically acceptable salt thereof in combination with a benzodiazepine wherein the method provides improvement in Meniere's disease. Methods of Meniere's disease are described herein which
15 include administering to a patient in need thereof about 0.05 mg to about 30 mg gaboxadol or a pharmaceutically acceptable salt thereof in combination with clobazam wherein the method provides improvement in Meniere's disease. Methods of treating Meniere's disease are described herein which include administering to a patient in need thereof about 10 mg gaboxadol or a pharmaceutically acceptable salt thereof in combination with 10 mg clobazam
20 wherein the method provides improvement in Meniere's disease.

BRIEF DESCRIPTION OF THE DRAWINGS

FIG. 1 shows the arithmetic mean plasma concentration-time profiles of gaboxadol following single oral doses (2.5, 5, 10, 15, and 20 mg) as described in Example 1 with
25 horizontal lines Δ indicating the change between 6 and 12 hours.

FIG. 2 shows the arithmetic mean plasma concentration-time profiles of gaboxadol following single oral doses (2.5, 5, 10, 15, and 20 mg) as described in Example 1.

FIG. 3 schematically illustrates treatment of three groups over a proposed 12 week course of gaboxadol treatment: 1) single evening dose 2) morning and evening dose and
30 3) placebo.

DETAILED DESCRIPTION

Described herein are methods of treating tinnitus with gaboxadol or a pharmaceutically acceptable salt thereof. Also described herein are methods of treating acute sensorineural hearing loss with gaboxadol or a pharmaceutically acceptable salt thereof. Also described herein are methods of treating a Meniere's disease with gaboxadol or a pharmaceutically acceptable salt thereof.

Many pharmaceutical products are administered as a fixed dose, at regular intervals, to achieve therapeutic efficacy. Its duration of action is reflected by its plasma half-life. Gaboxadol is a selective GABA_A receptor agonist with a relatively short half-life ($t_{1/2} = 1.5$ h). Since efficacy is often dependent on sufficient exposure within the central nervous system administration of CNS drugs with a short half-life may require frequent maintenance dosing.

Advantageously disclosed herein are methods of treating tinnitus by administration of gaboxadol or a pharmaceutically acceptable salt thereof. For example, in embodiments, methods of treating tinnitus are provided which include administering to a patient in need thereof a pharmaceutical composition including about 0.05 mg to about 30 mg gaboxadol or a pharmaceutically acceptable salt thereof wherein the composition provides improvement for more than 6 hours after administration to the patient.

Advantageously disclosed herein are methods of treating acute sensorineural hearing loss by administration of gaboxadol or a pharmaceutically acceptable salt thereof. For example, in embodiments, methods of treating acute sensorineural hearing loss are provided which include administering to a patient in need thereof a pharmaceutical composition including about 0.05 mg to about 30 mg gaboxadol or a pharmaceutically acceptable salt thereof wherein the composition provides improvement for more than 6 hours after administration to the patient.

Advantageously disclosed herein are methods of treating Meniere's disease by administration of gaboxadol or a pharmaceutically acceptable salt thereof. For example, in embodiments, methods of treating Meniere's disease are provided which include administering to a patient in need thereof a pharmaceutical composition including about 0.05 mg to about 30 mg gaboxadol or a pharmaceutically acceptable salt thereof wherein the composition provides improvement for more than 6 hours after administration to the patient.

Methods of treating tinnitus described herein include administering to a patient in need thereof about 0.05 mg to about 30 mg gaboxadol or a pharmaceutically acceptable salt

thereof wherein the method provides improvement in one or more symptoms of tinnitus. Methods of treating tinnitus described herein include administering to a patient in need thereof about 0.05 mg to about 30 mg gaboxadol or a pharmaceutically acceptable salt thereof wherein the method provides improvement in tinnitus the next day. Methods of
5 treating tinnitus described herein include administering to a patient in need thereof about 0.05 mg to about 30 mg gaboxadol or a pharmaceutically acceptable salt thereof wherein the method provides improvement in the patient for more than 6 hours after administration to the patient. Methods of treating tinnitus are described herein which include administering to a patient in need thereof gaboxadol or a pharmaceutically acceptable salt thereof wherein the
10 method provides an *in vivo* plasma profile including a C_{max} less than about 400 ng/ml and wherein the method provides improvement in the patient for more than 6 hours after administration of the gaboxadol or a pharmaceutically acceptable salt thereof. Methods of treating tinnitus are described herein which include administering to a patient in need thereof gaboxadol or a pharmaceutically acceptable salt thereof wherein the method provides an *in*
15 *vivo* plasma profile comprising a AUC_{6-12} of less than about 900 ng•hr/ml hr/ml and wherein the method provides improvement in the patient for more than 6 hours after administration of the gaboxadol or a pharmaceutically acceptable salt thereof. Methods of treating tinnitus are described herein which include administering to a patient in need thereof a first pharmaceutical composition comprising gaboxadol or a pharmaceutically acceptable
20 salt thereof and a second pharmaceutical composition comprising gaboxadol or a pharmaceutically acceptable salt thereof wherein the second pharmaceutical composition provides an *in vivo* plasma profile comprising a mean $AUC_{0-\infty}$ of at least 20% less than the first pharmaceutical composition.

Methods of treating acute sensorineural hearing loss described herein include
25 administering to a patient in need thereof about 0.05 mg to about 30 mg gaboxadol or a pharmaceutically acceptable salt thereof wherein the method provides improvement in one or more symptoms of acute sensorineural hearing loss. Methods of treating acute sensorineural hearing loss described herein include administering to a patient in need thereof about 0.05 mg to about 30 mg gaboxadol or a pharmaceutically acceptable salt thereof wherein the method
30 provides improvement in acute sensorineural hearing loss the next day. Methods of treating acute sensorineural hearing loss described herein include administering to a patient in need thereof about 0.05 mg to about 30 mg gaboxadol or a pharmaceutically acceptable salt thereof wherein the method provides improvement in the patient for more than 6 hours after

administration to the patient. Methods of treating acute sensorineural hearing loss are described herein which include administering to a patient in need thereof gaboxadol or a pharmaceutically acceptable salt thereof wherein the method provides an *in vivo* plasma profile including a C_{\max} less than about 400 ng/ml and wherein the method provides
5 improvement in the patient for more than 6 hours after administration of the gaboxadol or a pharmaceutically acceptable salt thereof. Methods of treating acute sensorineural hearing loss are described herein which include administering to a patient in need thereof gaboxadol or a pharmaceutically acceptable salt thereof wherein the method provides an *in vivo* plasma profile comprising a AUC_{6-12} of less than about 900 ng•hr/ml and wherein the
10 method provides improvement in the patient for more than 6 hours after administration of the gaboxadol or a pharmaceutically acceptable salt thereof. Methods of treating acute sensorineural hearing loss are described herein which include administering to a patient in need thereof a first pharmaceutical composition comprising gaboxadol or a pharmaceutically acceptable salt thereof and a second pharmaceutical composition comprising gaboxadol or a
15 pharmaceutically acceptable salt thereof wherein the second pharmaceutical composition provides an *in vivo* plasma profile comprising a mean $AUC_{0-\infty}$ of at least 20% less than the first pharmaceutical composition.

Methods of treating Meniere's disease described herein include administering to a patient in need thereof about 0.05 mg to about 30 mg gaboxadol or a pharmaceutically
20 acceptable salt thereof wherein the method provides improvement in one or more symptoms of Meniere's disease. Methods of treating Meniere's disease described herein include administering to a patient in need thereof about 0.05 mg to about 30 mg gaboxadol or a pharmaceutically acceptable salt thereof wherein the method provides improvement in Meniere's disease the next day. Methods of treating Meniere's disease described herein
25 include administering to a patient in need thereof about 0.05 mg to about 30 mg gaboxadol or a pharmaceutically acceptable salt thereof wherein the method provides improvement in the patient for more than 6 hours after administration to the patient. Methods of treating Meniere's disease are described herein which include administering to a patient in need thereof gaboxadol or a pharmaceutically acceptable salt thereof wherein the method provides
30 an *in vivo* plasma profile including a C_{\max} less than about 400 ng/ml and wherein the method provides improvement in the patient for more than 6 hours after administration of the gaboxadol or a pharmaceutically acceptable salt thereof. Methods of treating Meniere's disease are described herein which include administering to a patient in need thereof

gaboxadol or a pharmaceutically acceptable salt thereof wherein the method provides an *in vivo* plasma profile comprising a AUC_{6-12} of less than about 900 ng•hr/ml and wherein the method provides improvement in the patient for more than 6 hours after administration of the gaboxadol or a pharmaceutically acceptable salt thereof. Methods of treating Meniere's disease are described herein which include administering to a patient in need thereof a first pharmaceutical composition comprising gaboxadol or a pharmaceutically acceptable salt thereof and a second pharmaceutical composition comprising gaboxadol or a pharmaceutically acceptable salt thereof wherein the second pharmaceutical composition provides an *in vivo* plasma profile comprising a mean $AUC_{0-\infty}$ of at least 20% less than the first pharmaceutical composition.

Embodiments described herein provide that a patient in need thereof is administered a pharmaceutical composition including gaboxadol or a pharmaceutically acceptable salt thereof. Gaboxadol or pharmaceutically acceptable salt thereof may be provided as an acid addition salt, a zwitter ion hydrate, zwitter ion anhydrate, hydrochloride or hydrobromide salt, or in the form of the zwitter ion monohydrate. Acid addition salts, include but are not limited to, maleic, fumaric, benzoic, ascorbic, succinic, oxalic, bis-methylenesalicylic, methanesulfonic, ethane-disulfonic, acetic, propionic, tartaric, salicylic, citric, gluconic, lactic, malic, mandelic, cinnamic, citraconic, aspartic, stearic, palmitic, itaconic, glycolic, p-amino-benzoic, glutamic, benzene sulfonic or theophylline acetic acid addition salts, as well as the 8-halotheophyllines, for example 8-bromo-theophylline. In other suitable embodiments, inorganic acid addition salts, including but not limited to, hydrochloric, hydrobromic, sulfuric, sulfamic, phosphoric or nitric acid addition salts may be used.

In embodiments, gaboxadol is provided as gaboxadol monohydrate. One skilled in the art will readily understand that the amounts of active ingredient in a pharmaceutical composition will depend on the form of gaboxadol provided. For example, pharmaceutical compositions of including 5.0, 10.0, or 15.0 mg gaboxadol correspond to 5.6, 11.3, or 16.9 mg gaboxadol monohydrate.

In embodiments, gaboxadol is crystalline, such as the crystalline hydrochloric acid salt, the crystalline hydrobromic acid salt, or the crystalline zwitter ion monohydrate. In embodiments, gaboxadol is provided as a crystalline monohydrate.

Deuteration of pharmaceuticals to improve pharmacokinetics (PK), pharmacodynamics (PD), and toxicity profiles, has been demonstrated previously with some classes of drugs. Accordingly the use of deuterium enriched gaboxadol is contemplated and

within the scope of the methods and compositions described herein. Deuterium can be incorporated in any position in replace of hydrogen synthetically, according to the synthetic procedures known in the art. For example, deuterium may be incorporated to various positions having an exchangeable proton, such as the amine N--H, via proton-deuterium
5 equilibrium exchange. Thus, deuterium may be incorporated selectively or non-selectively through methods known in the art to provide deuterium enriched gaboxadol. *See Journal of Labeled Compounds and Radiopharmaceuticals* 19(5) 689-702 (1982).

Deuterium enriched gaboxadol may be described by the percentage of incorporation of deuterium at a given position in the molecule in the place of hydrogen. For example,
10 deuterium enrichment of 1% at a given position means that 1% of molecules in a given sample contain deuterium at that specified position. The deuterium enrichment can be determined using conventional analytical methods, such as mass spectrometry and nuclear magnetic resonance spectroscopy. In embodiments deuterium enriched gaboxadol means that the specified position is enriched with deuterium above the naturally occurring distribution
15 (*i.e.*, above about 0.0156%). In embodiments deuterium enrichment is no less than about 1%, no less than about 5%, no less than about 10%, no less than about 20%, no less than about 50%, no less than about 70%, no less than about 80%, no less than about 90%, or no less than about 98% of deuterium at a specified position.

In embodiments, methods of treating tinnitus include administering to a patient in
20 need thereof a pharmaceutical composition including about 0.05 mg to about 30 mg gaboxadol or a pharmaceutically acceptable salt thereof. In embodiments, methods of treating acute sensorineural hearing loss include administering to a patient in need thereof a pharmaceutical composition including about 0.05 mg to about 30 mg gaboxadol or a pharmaceutically acceptable salt thereof. In embodiments, methods of treating Meniere's
25 disease include administering to a patient in need thereof a pharmaceutical composition including about 0.05 mg to about 30 mg gaboxadol or a pharmaceutically acceptable salt thereof.

In embodiments, the pharmaceutical compositions include 0.1 mg to 25 mg, 0.1 mg to 20 mg, 0.1 mg to 15 mg, 0.5 mg to 25 mg, 0.5 mg to 20 mg, 0.5 to 15 mg, 1 mg to 25 mg, 1
30 mg to 20 mg, 1 mg to 15 mg, 1.5 mg to 25 mg, 1.5 mg to 20 mg, 1.5 mg to 15 mg, 2 mg to 25 mg, 2 mg to 20 mg, 2 mg to 15 mg, 2.5 mg to 25 mg, 2.5 mg to 20 mg, 2.5 mg to 15 mg, 3 mg to 25 mg, 3 mg to 20 mg, 3 mg to 15 mg gaboxadol or a pharmaceutically acceptable salt thereof.

In embodiments, the pharmaceutical compositions include 5 mg to 20 mg, 5 mg to 10 mg, 4 mg to 6 mg, 6 mg to 8 mg, 8 mg to 10 mg, 10 mg to 12 mg, 12 mg to 14 mg, 14 mg to 16 mg, 16 mg to 18 mg, or 18 mg to 20 mg gaboxadol or a pharmaceutically acceptable salt thereof.

5 In embodiments, the pharmaceutical compositions include 0.1 mg, 0.25 mg, 0.5 mg, 1 mg, 2.5 mg, 3 mg, 4 mg, 5 mg, 7 mg, 7.5 mg, 8 mg, 8.5 mg, 9 mg, 9.5 mg, 10 mg, 10.5 mg, 11 mg, 12 mg, 12.5 mg, 13 mg, 14 mg, 15 mg, 16 mg, 17 mg, 17.5 mg, 18 mg, 19 mg, 20 mg, 21 mg, 22 mg, 23 mg, 24 mg, 25 mg, 26 mg, 27 mg, 28 mg, 29 mg, or 30 mg gaboxadol or a pharmaceutically acceptable salt thereof or amounts that are multiples of such doses. In
10 embodiments, the pharmaceutical compositions include 2.5 mg, 5 mg, 7.5 mg, 10 mg, 15 mg, or 20 mg gaboxadol or a pharmaceutically acceptable salt thereof.

 Pharmaceutical compositions herein may be provided with immediate release, delayed release, extended release, or modified release profiles. In embodiments, pharmaceutical compositions with different drug release profiles may be combined to create a two phase or
15 three-phase release profile. For example, pharmaceutical compositions may be provided with an immediate release and an extended release profile. In embodiments, pharmaceutical compositions may be provided with an extended release and delayed release profile. Such composition may be provided as pulsatile formulations, multilayer tablets, or capsules containing tablets, beads, granules, etc. Compositions may be prepared using a
20 pharmaceutically acceptable “carrier” composed of materials that are considered safe and effective. The “carrier” includes all components present in the pharmaceutical formulation other than the active ingredient or ingredients. The term “carrier” includes, but is not limited to, diluents, binders, lubricants, disintegrants, fillers, and coating compositions.

 In embodiments, the pharmaceutical compositions described herein are administered
25 once, twice, or three times daily, or every other day. In embodiments, a pharmaceutical composition described herein is provided to the patient in the evening. In embodiments, a pharmaceutical composition described herein is provided to the patient once in the evening and once in the morning. In embodiments, the total amount of gaboxadol or a pharmaceutically acceptable salt thereof administered to a subject in a 24-hour period is 1 mg
30 to 30 mg. In embodiments, the total amount of gaboxadol or a pharmaceutically acceptable salt thereof administered to a subject in a 24-hour period is 1 mg to 20 mg. In embodiments, the total amount of gaboxadol or a pharmaceutically acceptable salt thereof administered to a subject in a 24-hour period is 5 mg, 10 mg, or 15 mg. In embodiments, the total amount of

gaboxadol or a pharmaceutically acceptable salt thereof administered to a subject in a 24-hour period is 20 mg.

In embodiments, provided herein are methods of treating tinnitus including administering to a patient in need thereof a pharmaceutical composition including gaboxadol
5 or a pharmaceutically acceptable salt thereof wherein the composition provides improvement in at least one symptom of the tinnitus. Symptoms may include, but are not limited to, ringing, roaring, static, buzzing, hissing, whooshing, cricket noises, jackhammer noises and/or whistling in one or both ears. The symptoms may be intermittent or continuous. Improvement in tinnitus symptoms through administration of gaboxadol is surprising in view
10 of Sametsky et al., *supra*.

In embodiments, provided herein are methods of treating acute sensorineural hearing loss including administering to a patient in need thereof a pharmaceutical composition including gaboxadol or a pharmaceutically acceptable salt thereof wherein the composition provides improvement in at least one symptom of the acute sensorineural hearing loss.
15 Symptoms may include, but are not limited to, hearing loss, aural fullness, and tinnitus.

In embodiments, provided herein are methods of treating Meniere's disease including administering to a patient in need thereof a pharmaceutical composition including gaboxadol or a pharmaceutically acceptable salt thereof wherein the composition provides improvement in at least one symptom of the Meniere's disease. Symptoms may include, but are not limited
20 to, vertigo, hearing loss, tinnitus, hypersensitivity to sounds, and aural fullness in the affected ear.

In embodiments, provided herein are methods of treating tinnitus including administering to a patient in need thereof a pharmaceutical composition including gaboxadol or a pharmaceutically acceptable salt thereof wherein the composition provides improvement
25 of at least one tinnitus symptom for more than 4 hours after administration of the pharmaceutical composition to the patient. In embodiments, the improvement of at least one tinnitus symptom for more than 6 hours after administration of the pharmaceutical composition to the patient is provided in accordance with the present disclosure. In
embodiments, improvement of at least one tinnitus symptom for more than, *e.g.*, 8 hours, 10
30 hours, 12 hours, 15 hours, 18 hours, 20 hours, or 24 hours after administration of the pharmaceutical composition to the patient is provided in accordance with the present disclosure. In embodiments, improvement in at least one tinnitus symptom for at least *e.g.*, 8 hours, 10 hours, 12 hours, 15 hours, 18 hours, 20 hours, or 24 hours after administration of the pharmaceutical composition to the patient is provided in accordance with the present

disclosure. In embodiments, improvement in at least one tinnitus symptom for 12 hours after administration of the pharmaceutical composition to the patient is provided in accordance with the present disclosure.

In embodiments, provided herein are methods of treating ASNHL including
5 administering to a patient in need thereof a pharmaceutical composition including gaboxadol
or a pharmaceutically acceptable salt thereof wherein the composition provides improvement
of at least one ASNHL symptom for more than 4 hours after administration of the
pharmaceutical composition to the patient. In embodiments, the improvement of at least one
ASNHL symptom for more than 6 hours after administration of the pharmaceutical
10 composition to the patient is provided in accordance with the present disclosure. In
embodiments, improvement of at least one ASNHL symptom for more than, *e.g.*, 8 hours, 10
hours, 12 hours, 15 hours, 18 hours, 20 hours, or 24 hours after administration of the
pharmaceutical composition to the patient is provided in accordance with the present
disclosure. In embodiments, improvement in at least one ASNHL symptom for at least *e.g.*, 8
15 hours, 10 hours, 12 hours, 15 hours, 18 hours, 20 hours, or 24 hours after administration of
the pharmaceutical composition to the patient is provided in accordance with the present
disclosure. In embodiments, improvement in at least one ASNHL symptom for 12 hours after
administration of the pharmaceutical composition to the patient is provided in accordance
with the present disclosure.

In embodiments, provided herein are methods of treating Meniere's disease including
20 administering to a patient in need thereof a pharmaceutical composition including gaboxadol
or a pharmaceutically acceptable salt thereof wherein the composition provides improvement
of at least one Meniere's disease symptom for more than 4 hours after administration of the
pharmaceutical composition to the patient. In embodiments, the improvement of at least one
Meniere's disease symptom for more than 6 hours after administration of the pharmaceutical
25 composition to the patient is provided in accordance with the present disclosure. In
embodiments, improvement of at least one Meniere's disease symptom for more than, *e.g.*, 8
hours, 10 hours, 12 hours, 15 hours, 18 hours, 20 hours, or 24 hours after administration of
the pharmaceutical composition to the patient is provided in accordance with the present
30 disclosure. In embodiments, improvement in at least one Meniere's disease symptom for at
least *e.g.*, 8 hours, 10 hours, 12 hours, 15 hours, 18 hours, 20 hours, or 24 hours after
administration of the pharmaceutical composition to the patient is provided in accordance
with the present disclosure. In embodiments, improvement in at least one Meniere's disease

symptom for 12 hours after administration of the pharmaceutical composition to the patient is provided in accordance with the present disclosure.

In embodiments, provided herein are methods of treating tinnitus including administering to a patient in need thereof a pharmaceutical composition including gaboxadol
5 in combination with a second pharmaceutically active agent. In embodiments, provided herein are methods of treating ASNHL including administering to a patient in need thereof a pharmaceutical composition including gaboxadol in combination with a second pharmaceutically active agent. In embodiments, provided herein are methods of treating Meniere's disease including administering to a patient in need thereof a pharmaceutical
10 composition including gaboxadol in combination with a second pharmaceutically active agent.

The second active agent may include analgesics, anti-inflammatory agents, antidepressants, calcium channel antagonists, glutamate receptor antagonists, CGRP agonists, CGRP antagonists, anticonvulsants (*e.g.*, baclofen type), osmoregulators, sodium channel
15 blockers, anticonvulsants, antiarrhythmics, and neuroprotectives. In embodiments analgesics may include opioids, non-steroidal analgesics, gabapentin, and alpha-adrenergic agonists. In embodiments, the second active agent may include a sulfonamide, for example, acetazolamide, azosemide, bumetanide, chlorthalidone, clopamide, furosemide, hydrochlorothiazide (HCT, HCTZ, HZT), indapamide, mefruside, metolazone, piretanide,
20 tripartamide xipamide, dichlorphenamide (DCP), dorzolamide, ethoxzolamide, sultiame, or zonisamide. In embodiments, the second active agent may include a thiazide, for example, bendroflumethiazide, benzthiazide, chlorothiazide, hydrochlorothiazide, hydroflumethiazide, methylclothiazide, polythiazide, trichlor-methiazide, chlorthalidone, indapamide, metolazone or quinethazone.

In embodiments, the second active agent may include a NK1 receptor antagonist, for example, 2-(S)-(4-fluoro-2-methyl-phenyl)-piperazine-1-carboxylic acid [1-(R)-(3,5-bis-trifluoromethyl-phenyl)-ethyl]-methyl-amide or pharmaceutically acceptable salts or solvates thereof, 4-(S)-(4-acetyl-piperazin-1-yl)-2-(R)-(4-fluoro-2-methyl-phenyl)-piperidine-1-carboxylic acid [1-(R)-(3,5-bis-trifluoromethyl-phenyl)-ethyl]-methylamide or
30 pharmaceutically acceptable salts or solvates thereof, and 2-(R)-(4-fluoro-2-methyl-phenyl)-4-(S)-((8aS)-6-oxo-hexahydro-pyrrolo[1,2-*a*]-pyrazin-2-yl)-piperidine-1-carboxylic acid [1-(R)-(3,5-bis-trifluoromethyl-phenyl)-ethyl]-methylamide or pharmaceutically acceptable salts or solvates thereof.

In embodiments, the second active agent may include a benzodiazepine. The benzodiazepine may include diazepam, alprazolam, estazolam, clobazam, clonazepam, clorazepate, chlordiazepoxide, flurazepam, triazolam, temazepam, midazolam, halazepam, quazepam, lorazepam, oxazepam, derivatives thereof, or pharmaceutically acceptable salts thereof

In embodiments, the second active agent may include clonazepam and/or clobazam. In embodiments, provided herein are methods of treating tinnitus including administering to a patient in need thereof a pharmaceutical composition including gaboxadol or a pharmaceutical salt thereof in any of the amounts described above and clonazepam. In

embodiments, provided herein are methods of treating tinnitus including administering to a patient in need thereof a pharmaceutical composition including gaboxadol or a pharmaceutical salt thereof in any of the amounts described above and clobazam. In

embodiments, provided herein are methods of treating ASNHL including administering to a patient in need thereof a pharmaceutical composition including gaboxadol or a

pharmaceutical salt thereof in any of the amounts described above and clonazepam. In

embodiments, provided herein are methods of treating ASNHL including administering to a patient in need thereof a pharmaceutical composition including gaboxadol or a pharmaceutical salt thereof in any of the amounts described above and clobazam. In

embodiments, provided herein are methods of treating Meniere's disease including

administering to a patient in need thereof a pharmaceutical composition including gaboxadol or a pharmaceutical salt thereof in any of the amounts described above and clonazepam. In

embodiments, provided herein are methods of treating Meniere's disease including

administering to a patient in need thereof a pharmaceutical composition including gaboxadol or a pharmaceutical salt thereof in any of the amounts described above and clobazam.

The disclosed combinations may provide improved treatment compared to either active agent alone. For example, the combinations may provide synergy, e.g., low dose treatments may be particularly effective in reducing or eliminating symptoms of subjective tinnitus. Likewise, the combinations may provide synergy, e.g., low dose treatments may be particularly effective in reducing or eliminating symptoms of ASNHL. Likewise, the combinations may provide synergy, e.g., low dose treatments may be particularly effective in reducing or eliminating symptoms of Meniere's disease.

In embodiments, the pharmaceutical compositions include 0.1 mg to 30 mg, 0.1 mg to 20 mg, 0.1 mg to 15 mg, 0.5 mg to 25 mg, 0.5 mg to 20 mg, 0.5 to 15 mg, 1 mg to 25 mg, 1 mg to 20 mg, 1 mg to 15 mg, 1.5 mg to 25 mg, 1.5 mg to 20 mg, 1.5 mg to 15 mg, 2 mg to 25

mg, 2 mg to 20 mg, 2 mg to 15 mg, 2.5 mg to 25 mg, 2.5 mg to 20 mg, 2.5 mg to 15 mg, 3 mg to 25 mg, 3 mg to 20 mg, 3 mg to 15 mg clobazam or a pharmaceutically acceptable salt thereof.

5 In embodiments, the pharmaceutical compositions include 5 mg to 20 mg, 5 mg to 10 mg, 4 mg to 6 mg, 6 mg to 8 mg, 8 mg to 10 mg, 10 mg to 12 mg, 12 mg to 14 mg, 14 mg to 16 mg, 16 mg to 18 mg, or 18 mg to 20 mg clobazam or a pharmaceutically acceptable salt thereof.

10 In embodiments, the pharmaceutical compositions include 0.1 mg, 0.25 mg, 0.5 mg, 1 mg, 1.5 mg, 2.0 mg, 2.5 mg, 3 mg, 4 mg, 5 mg, 7 mg, 7.5 mg, 8 mg, 8.5 mg, 9 mg, 9.5 mg, 10 mg, 10.5 mg, 11 mg, 12 mg, 12.5 mg, 13 mg, 14 mg, 15 mg, 16 mg, 17 mg, 17.5 mg, 18 mg, 19 mg, 20 mg, 21 mg, 22 mg, 23 mg, 24 mg, 25 mg, 26 mg, 27 mg, 28 mg, 29 mg, or 30 mg clobazam or a pharmaceutically acceptable salt thereof or amounts that are multiples of such doses. In embodiments, the pharmaceutical compositions include 2.5 mg, 5 mg, 7.5 mg, 10 mg, 15 mg, or 20 mg clobazam or a pharmaceutically acceptable salt thereof.

15 In embodiments, the adult dose of clobazam may be 5-60 mg daily in divided doses or as a single dose given at night. For example, the adult dose of clobazam may be 5-10 mg, 5-20 mg, 5-25 mg, 5-30 mg, 5-35 mg, 5-40 mg, 5-50 mg, 5-55 mg, 10-15 mg, 10-20 mg, 10-25 mg, 10-30 mg, 10-35 mg, 10-40 mg, 10-45 mg, 10-50 mg, 10-55 mg, 10-60 mg, 15-20 mg, 15-25 mg, 15-30 mg, 15-35 mg, 15-40 mg, 15-50 mg, 15-55 mg, 15-60 mg, 20-25 mg, 20-30 mg, 20-35 mg, 20-40 mg, 20-45 mg, 20-50 mg, 20-55 mg, 20-60 mg, 25-30 mg, 25-35 mg, 25-40 mg, 25-50 mg, 25-55 mg, 25-60 mg, 30-35 mg, 30-40 mg, 30-45 mg, 30-50 mg, 30-55 mg, 30-60 mg, 35-40 mg, 35-50 mg, 35-55 mg, 35-60 mg, 40-45 mg, 40-50 mg, 40-55 mg, 40-60 mg, 45-50 mg, 45-55 mg, 45-60 mg, 50-55 mg, or 55-60 mg, daily in divided doses such as twice a day, three times a day, or as a single dose given at night.

25 In embodiments, provided herein are methods of treating tinnitus including administering to a patient in need thereof gaboxadol or a pharmaceutically acceptable salt thereof and clobazam or a pharmaceutically acceptable salt thereof, together or separately, wherein the patient experiences improvement of at least one tinnitus symptom for more than 4 hours after administration of the pharmaceutical composition to the patient. In
30 embodiments, the improvement of at least one tinnitus symptom for more than 6 hours after administration of the gaboxadol or a pharmaceutically acceptable salt thereof and the clobazam or a pharmaceutically acceptable salt thereof to the patient is provided in accordance with the present disclosure. In embodiments, improvement of at least one tinnitus symptom for more than, *e.g.*, 8 hours, 10 hours, 12 hours, 15 hours, 18 hours, 20 hours, or 24

hours after administration of the gaboxadol or a pharmaceutically acceptable salt thereof and the clobazam or a pharmaceutically acceptable salt thereof to the patient is provided in accordance with the present disclosure. In embodiments, improvement in at least one tinnitus symptom for at least *e.g.*, 8 hours, 10 hours, 12 hours, 15 hours, 18 hours, 20 hours, or 24

5 hours after administration of the gaboxadol or a pharmaceutically acceptable salt thereof and the clobazam or a pharmaceutically acceptable salt thereof to the patient is provided in accordance with the present disclosure. In embodiments, improvement in at least one tinnitus symptom for 12 hours after administration of the gaboxadol or a pharmaceutically acceptable salt thereof and the clobazam or a pharmaceutically acceptable salt thereof to the patient is
10 provided in accordance with the present disclosure.

In embodiments, provided herein are methods of treating ASNHL including administering to a patient in need thereof gaboxadol or a pharmaceutically acceptable salt thereof and clobazam or a pharmaceutically acceptable salt thereof, together or separately, wherein the patient experiences improvement of at least one ASNHL symptom for more than
15 4 hours after administration of the pharmaceutical composition to the patient. In embodiments, the improvement of at least one ASNHL symptom for more than 6 hours after administration of the gaboxadol or a pharmaceutically acceptable salt thereof and the clobazam or a pharmaceutically acceptable salt thereof to the patient is provided in accordance with the present disclosure. In embodiments, improvement of at least one
20 ASNHL symptom for more than, *e.g.*, 8 hours, 10 hours, 12 hours, 15 hours, 18 hours, 20 hours, or 24 hours after administration of the gaboxadol or a pharmaceutically acceptable salt thereof and the clobazam or a pharmaceutically acceptable salt thereof to the patient is provided in accordance with the present disclosure. In embodiments, improvement in at least one ASNHL symptom for at least *e.g.*, 8 hours, 10 hours, 12 hours, 15 hours, 18 hours, 20
25 hours, or 24 hours after administration of the gaboxadol or a pharmaceutically acceptable salt thereof and the clobazam or a pharmaceutically acceptable salt thereof to the patient is provided in accordance with the present disclosure. In embodiments, improvement in at least one ASNHL symptom for 12 hours after administration of the gaboxadol or a pharmaceutically acceptable salt thereof and the clobazam or a pharmaceutically acceptable
30 salt thereof to the patient is provided in accordance with the present disclosure.

In embodiments, provided herein are methods of treating Meniere's disease including administering to a patient in need thereof gaboxadol or a pharmaceutically acceptable salt thereof and clobazam or a pharmaceutically acceptable salt thereof, together or separately, wherein the patient experiences improvement of at least one Meniere's disease symptom for

more than 4 hours after administration of the pharmaceutical composition to the patient. In
embodiments, the improvement of at least one Meniere's disease symptom for more than 6
hours after administration of the gaboxadol or a pharmaceutically acceptable salt thereof and
the clobazam or a pharmaceutically acceptable salt thereof to the patient is provided in
5 accordance with the present disclosure. In embodiments, improvement of at least one
Meniere's disease symptom for more than, *e.g.*, 8 hours, 10 hours, 12 hours, 15 hours, 18
hours, 20 hours, or 24 hours after administration of the gaboxadol or a pharmaceutically
acceptable salt thereof and the clobazam or a pharmaceutically acceptable salt thereof to the
patient is provided in accordance with the present disclosure. In embodiments, improvement
10 in at least one Meniere's disease symptom for at least *e.g.*, 8 hours, 10 hours, 12 hours, 15
hours, 18 hours, 20 hours, or 24 hours after administration of the gaboxadol or a
pharmaceutically acceptable salt thereof and the clobazam or a pharmaceutically acceptable
salt thereof to the patient is provided in accordance with the present disclosure. In
embodiments, improvement in at least one Meniere's disease symptom for 12 hours after
15 administration of the gaboxadol or a pharmaceutically acceptable salt thereof and the
clobazam or a pharmaceutically acceptable salt thereof to the patient is provided in
accordance with the present disclosure.

In embodiments, provided herein are methods of treating tinnitus including
administering to a patient in need thereof a pharmaceutical composition including gaboxadol
20 or a pharmaceutically acceptable salt thereof in combination with clobazam or a
pharmaceutically acceptable salt thereof wherein the composition provides improvement of at
least one tinnitus symptom for more than 4 hours after administration of the pharmaceutical
composition to the patient. In embodiments, the improvement of at least one tinnitus
symptom for more than 6 hours after administration of the pharmaceutical composition to the
25 patient is provided in accordance with the present disclosure. In embodiments, improvement
of at least one tinnitus symptom for more than, *e.g.*, 8 hours, 10 hours, 12 hours, 15 hours, 18
hours, 20 hours, or 24 hours after administration of the pharmaceutical composition to the
patient is provided in accordance with the present disclosure. In embodiments, improvement
in at least one tinnitus symptom for at least *e.g.*, 8 hours, 10 hours, 12 hours, 15 hours, 18
30 hours, 20 hours, or 24 hours after administration of the pharmaceutical composition to the
patient is provided in accordance with the present disclosure. In embodiments, improvement
in at least one tinnitus symptom for 12 hours after administration of the pharmaceutical
composition to the patient is provided in accordance with the present disclosure.

In embodiments, provided herein are methods of treating ASNHL including administering to a patient in need thereof a pharmaceutical composition including gaboxadol or a pharmaceutically acceptable salt thereof in combination with clobazam or a pharmaceutically acceptable salt thereof wherein the composition provides improvement of at least one ASNHL symptom for more than 4 hours after administration of the pharmaceutical composition to the patient. In embodiments, the improvement of at least one ASNHL symptom for more than 6 hours after administration of the pharmaceutical composition to the patient is provided in accordance with the present disclosure. In embodiments, improvement of at least one ASNHL symptom for more than, *e.g.*, 8 hours, 10 hours, 12 hours, 15 hours, 18 hours, 20 hours, or 24 hours after administration of the pharmaceutical composition to the patient is provided in accordance with the present disclosure. In embodiments, improvement in at least one ASNHL symptom for at least *e.g.*, 8 hours, 10 hours, 12 hours, 15 hours, 18 hours, 20 hours, or 24 hours after administration of the pharmaceutical composition to the patient is provided in accordance with the present disclosure. In embodiments, improvement in at least one ASNHL symptom for 12 hours after administration of the pharmaceutical composition to the patient is provided in accordance with the present disclosure.

In embodiments, provided herein are methods of treating Meniere's disease including administering to a patient in need thereof a pharmaceutical composition including gaboxadol or a pharmaceutically acceptable salt thereof in combination with clobazam or a pharmaceutically acceptable salt thereof wherein the composition provides improvement of at least one Meniere's disease symptom for more than 4 hours after administration of the pharmaceutical composition to the patient. In embodiments, the improvement of at least one Meniere's disease symptom for more than 6 hours after administration of the pharmaceutical composition to the patient is provided in accordance with the present disclosure. In embodiments, improvement of at least one Meniere's disease symptom for more than, *e.g.*, 8 hours, 10 hours, 12 hours, 15 hours, 18 hours, 20 hours, or 24 hours after administration of the pharmaceutical composition to the patient is provided in accordance with the present disclosure. In embodiments, improvement in at least one Meniere's disease symptom for at least *e.g.*, 8 hours, 10 hours, 12 hours, 15 hours, 18 hours, 20 hours, or 24 hours after administration of the pharmaceutical composition to the patient is provided in accordance with the present disclosure. In embodiments, improvement in at least one Meniere's disease symptom for 12 hours after administration of the pharmaceutical composition to the patient is provided in accordance with the present disclosure.

In embodiments, provided herein methods of treating tinnitus including administering to a patient in need thereof a pharmaceutical composition including gaboxadol or a pharmaceutically acceptable salt thereof wherein the composition provides improvement in tinnitus the next day. In embodiments, provided herein methods of treating ASNHL including administering to a patient in need thereof a pharmaceutical composition including gaboxadol or a pharmaceutically acceptable salt thereof wherein the composition provides improvement in ASNHL the next day. In embodiments, provided herein methods of treating Meniere's disease including administering to a patient in need thereof a pharmaceutical composition including gaboxadol or a pharmaceutically acceptable salt thereof wherein the composition provides improvement in Meniere's disease the next day.

In embodiments, provided herein methods of treating tinnitus including administering to a patient in need thereof gaboxadol or a pharmaceutically acceptable salt thereof in combination with clobazam or a pharmaceutically acceptable salt thereof, wherein the composition provides improvement in tinnitus the next day. In embodiments, provided herein methods of treating ASNHL including administering to a patient in need thereof gaboxadol or a pharmaceutically acceptable salt thereof in combination with clobazam or a pharmaceutically acceptable salt thereof, wherein the composition provides improvement in ASNHL the next day. In embodiments, provided herein methods of treating Meniere's disease including administering to a patient in need thereof gaboxadol or a pharmaceutically acceptable salt thereof in combination with clobazam or a pharmaceutically acceptable salt thereof, wherein the composition provides improvement in Meniere's disease the next day.

In embodiments, provided herein methods of treating tinnitus including administering to a patient in need thereof a pharmaceutical composition including gaboxadol or a pharmaceutically acceptable salt thereof and clobazam or a pharmaceutically acceptable salt thereof, wherein the composition provides improvement in tinnitus the next day.

FIG. 1 shows the arithmetic mean plasma concentration-time profiles of gaboxadol following single oral doses (2.5, 5, 10, 15, and 20 mg)(see, Example 1, below) with horizontal lines Δ indicating the change between 6 and 12 hours. In embodiments, provided herein are methods of treating tinnitus including administering to a patient in need thereof about 0.05 mg to about 30 mg gaboxadol or a pharmaceutically acceptable salt thereof which provides an *in vivo* plasma profile, wherein the *in vivo* plasma profile of the patient 6 hours after administration of the gaboxadol or pharmaceutically acceptable salt thereof is reduced by more than 50% and the method provides improvement in the patient for more than 6, 8, 10, 12, 14, 16, 18, 20, 22 or 24 hours after administration. In embodiments, provided herein

are methods of treating tinnitus including administering to a patient in need thereof about 0.05 mg to about 30 mg gaboxadol or a pharmaceutically acceptable salt thereof which provides an *in vivo* plasma profile, wherein the *in vivo* plasma profile of the patient 6 hours after administration of the gaboxadol or pharmaceutically acceptable salt thereof is reduced by more than 55% and the method provides improvement in the patient for more than 6, 8, 10, 12, 14, 16, 18, 20, 22 or 24 hours after administration. In embodiments, provided herein are methods of treating tinnitus including administering to a patient in need thereof about 0.05 mg to about 30 mg gaboxadol or a pharmaceutically acceptable salt thereof which provides an *in vivo* plasma profile, wherein the *in vivo* plasma profile of the patient 6 hours after administration of the gaboxadol or pharmaceutically acceptable salt thereof is reduced by more than 60% and the method provides improvement in the patient for more than 6, 8, 10, 12, 14, 16, 18, 20, 22 or 24 hours after administration. In embodiments, provided herein are methods of treating tinnitus including administering to a patient in need thereof about 0.05 mg to about 30 mg gaboxadol or a pharmaceutically acceptable salt thereof which provides an *in vivo* plasma profile, wherein the *in vivo* plasma profile of the patient 6 hours after administration of the gaboxadol or pharmaceutically acceptable salt thereof is reduced by more than 65% and the method provides improvement in the patient for more than 6, 8, 10, 12, 14, 16, 18, 20, 22 or 24 hours after administration. In embodiments, provided herein are methods of treating tinnitus including administering to a patient in need thereof about 0.05 mg to about 30 mg gaboxadol or a pharmaceutically acceptable salt thereof which provides an *in vivo* plasma profile, wherein the *in vivo* plasma profile of the patient 6 hours after administration of the gaboxadol or pharmaceutically acceptable salt thereof is reduced by more than 70% and the method provides improvement in the patient for more than 6, 8, 10, 12, 14, 16, 18, 20, 22 or 24 hours after administration. In embodiments, provided herein are methods of treating tinnitus including administering to a patient in need thereof about 0.05 mg to about 30 mg gaboxadol or a pharmaceutically acceptable salt thereof which provides an *in vivo* plasma profile, wherein the *in vivo* plasma profile of the patient 6 hours after administration of the gaboxadol or pharmaceutically acceptable salt thereof is reduced by more than 75% and the method provides improvement in the patient for more than 6, 8, 10, 12, 14, 16, 18, 20, 22 or 24 hours after administration.

In embodiments, provided herein are methods of treating tinnitus wherein the amount of gaboxadol or pharmaceutically acceptable salt thereof within the patient about 4 hours after administration of the pharmaceutical composition is less than about 75% of the administered dose. In embodiments, provided herein are methods wherein the amount of

gaboxadol or pharmaceutically acceptable salt thereof within the patient about, *e.g.*, 6 hours, 8 hours, 10 hours, 12 hours, 15 hours, or 20 hours after administration of the pharmaceutical composition is less than about 75%.

In embodiments, provided herein are methods of treating tinnitus wherein the amount
5 of gaboxadol or pharmaceutically acceptable salt thereof within the patient about 4 hours
after administration of the pharmaceutical composition is less than about 80% of the
administered dose. In embodiments, provided herein are methods wherein the amount of
gaboxadol or pharmaceutically acceptable salt thereof within the patient about, *e.g.*, 6 hours,
8 hours, 10 hours, 12 hours, 15 hours, or 20 hours after administration of the pharmaceutical
10 composition is less than about 80% of the administered dose.

In embodiments, provided herein are methods of treating tinnitus wherein the amount
of gaboxadol or pharmaceutically acceptable salt thereof within the patient about 4 hours
after administration of the pharmaceutical composition is between about 65% to about 85%
of the administered dose. In embodiments, the amount of gaboxadol or pharmaceutically
15 acceptable salt thereof within the patient after about, *e.g.*, 6 hours, 8 hours, 10 hours, 12
hours, 15 hours, or 20 hours after administration of the pharmaceutical composition is
between about 65% to about 85% of the administered dose.

In embodiments, provided herein are methods of treating tinnitus including
administering to a patient in need thereof a pharmaceutical composition including gaboxadol
20 or a pharmaceutically acceptable salt thereof wherein the composition provides an *in vivo*
plasma concentration 6 hours after administration which is less than 75% of the administered
dose and provides improvement in the patient for more than 6, 8, 10, 12, 14, 16, 18, 20, 22 or
24 hours after administration. In embodiments, provided herein are methods of treating
tinnitus including administering to a patient in need thereof a pharmaceutical composition
25 including gaboxadol or a pharmaceutically acceptable salt thereof wherein the composition
provides an *in vivo* plasma concentration 6 hours after administration which is less than 80%
of the administered dose and provides improvement in the patient for more than 6, 8, 10, 12,
14, 16, 18, 20, 22 or 24 hours after administration. In embodiments, provided herein are
methods of treating tinnitus including administering to a patient in need thereof a
30 pharmaceutical composition including gaboxadol or a pharmaceutically acceptable salt
thereof wherein the composition provides an *in vivo* plasma concentration 6 hours after
administration which is less than 85% of the administered dose and provides improvement in
the patient for more than 6, 8, 10, 12, 14, 16, 18, 20, 22 or 24 hours after administration. In
embodiments, provided herein are methods of treating tinnitus including administering to a

patient in need thereof a pharmaceutical composition including gaboxadol or a pharmaceutically acceptable salt thereof wherein the composition provides an *in vivo* plasma concentration 6 hours after administration which is less than 90% of the administered dose and provides improvement in the patient for more than 6, 8, 10, 12, 14, 16, 18, 20, 22 or 24 hours after administration. In embodiments, provided herein are methods of treating tinnitus including administering to a patient in need thereof a pharmaceutical composition including gaboxadol or a pharmaceutically acceptable salt thereof wherein the composition provides an *in vivo* plasma concentration 6 hours after administration which is less than 95% of the administered dose and provides improvement in the patient for more than 6, 8, 10, 12, 14, 16, 18, 20, 22 or 24 hours after administration. In embodiments, provided herein are methods of treating tinnitus including administering to a patient in need thereof a pharmaceutical composition including gaboxadol or a pharmaceutically acceptable salt thereof wherein the composition provides an *in vivo* plasma concentration 6 hours after administration which is less than 100% of the administered dose and provides improvement in the patient for more than 6, 8, 10, 12, 14, 16, 18, 20, 22 or 24 hours after administration.

In embodiments, provided herein are methods of treating ASNHL or Meniere's disease including administering to a patient in need thereof about 0.05 mg to about 30 mg gaboxadol or a pharmaceutically acceptable salt thereof which provides an *in vivo* plasma profile, wherein the *in vivo* plasma profile of the patient 6 hours after administration of the gaboxadol or pharmaceutically acceptable salt thereof is reduced by more than 50% and the method provides improvement in the patient for more than 6, 8, 10, 12, 14, 16, 18, 20, 22 or 24 hours after administration. In embodiments, provided herein are methods of treating ASNHL or Meniere's disease including administering to a patient in need thereof about 0.05 mg to about 30 mg gaboxadol or a pharmaceutically acceptable salt thereof which provides an *in vivo* plasma profile, wherein the *in vivo* plasma profile of the patient 6 hours after administration of the gaboxadol or pharmaceutically acceptable salt thereof is reduced by more than 55% and the method provides improvement in the patient for more than 6, 8, 10, 12, 14, 16, 18, 20, 22 or 24 hours after administration. In embodiments, provided herein are methods of treating ASNHL or Meniere's disease including administering to a patient in need thereof about 0.05 mg to about 30 mg gaboxadol or a pharmaceutically acceptable salt thereof which provides an *in vivo* plasma profile, wherein the *in vivo* plasma profile of the patient 6 hours after administration of the gaboxadol or pharmaceutically acceptable salt thereof is reduced by more than 60% and the method provides improvement in the patient for more than 6, 8, 10, 12, 14, 16, 18, 20, 22 or 24 hours after administration. In embodiments,

provided herein are methods of treating ASNHL or Meniere's disease including administering to a patient in need thereof about 0.05 mg to about 30 mg gaboxadol or a pharmaceutically acceptable salt thereof which provides an *in vivo* plasma profile, wherein the *in vivo* plasma profile of the patient 6 hours after administration of the gaboxadol or pharmaceutically acceptable salt thereof is reduced by more than 65% and the method provides improvement in the patient for more than 6, 8, 10, 12, 14, 16, 18, 20, 22 or 24 hours after administration. In embodiments, provided herein are methods of treating ASNHL or Meniere's disease including administering to a patient in need thereof about 0.05 mg to about 30 mg gaboxadol or a pharmaceutically acceptable salt thereof which provides an *in vivo* plasma profile, wherein the *in vivo* plasma profile of the patient 6 hours after administration of the gaboxadol or pharmaceutically acceptable salt thereof is reduced by more than 70% and the method provides improvement in the patient for more than 6, 8, 10, 12, 14, 16, 18, 20, 22 or 24 hours after administration. In embodiments, provided herein are methods of treating ASNHL or Meniere's disease including administering to a patient in need thereof about 0.05 mg to about 30 mg gaboxadol or a pharmaceutically acceptable salt thereof which provides an *in vivo* plasma profile, wherein the *in vivo* plasma profile of the patient 6 hours after administration of the gaboxadol or pharmaceutically acceptable salt thereof is reduced by more than 75% and the method provides improvement in the patient for more than 6, 8, 10, 12, 14, 16, 18, 20, 22 or 24 hours after administration.

In embodiments, provided herein are methods of treating ASNHL or Meniere's disease wherein the amount of gaboxadol or pharmaceutically acceptable salt thereof within the patient about 4 hours after administration of the pharmaceutical composition is less than about 75% of the administered dose. In embodiments, provided herein are methods wherein the amount of gaboxadol or pharmaceutically acceptable salt thereof within the patient about, *e.g.*, 6 hours, 8 hours, 10 hours, 12 hours, 15 hours, or 20 hours after administration of the pharmaceutical composition is less than about 75%.

In embodiments, provided herein are methods of treating ASNHL or Meniere's disease wherein the amount of gaboxadol or pharmaceutically acceptable salt thereof within the patient about 4 hours after administration of the pharmaceutical composition is less than about 80% of the administered dose. In embodiments, provided herein are methods wherein the amount of gaboxadol or pharmaceutically acceptable salt thereof within the patient about, *e.g.*, 6 hours, 8 hours, 10 hours, 12 hours, 15 hours, or 20 hours after administration of the pharmaceutical composition is less than about 80% of the administered dose.

In embodiments, provided herein are methods of treating ASNHL or Meniere's disease wherein the amount of gaboxadol or pharmaceutically acceptable salt thereof within the patient about 4 hours after administration of the pharmaceutical composition is between about 65% to about 85% of the administered dose. In embodiments, the amount of gaboxadol or pharmaceutically acceptable salt thereof within the patient after about, *e.g.*, 6 hours, 8 hours, 10 hours, 12 hours, 15 hours, or 20 hours after administration of the pharmaceutical composition is between about 65% to about 85% of the administered dose.

In embodiments, provided herein are methods of treating ASNHL or Meniere's disease including administering to a patient in need thereof a pharmaceutical composition including gaboxadol or a pharmaceutically acceptable salt thereof wherein the composition provides an *in vivo* plasma concentration 6 hours after administration which is less than 75% of the administered dose and provides improvement in the patient for more than 6, 8, 10, 12, 14, 16, 18, 20, 22 or 24 hours after administration. In embodiments, provided herein are methods of treating ASNHL or Meniere's disease including administering to a patient in need thereof a pharmaceutical composition including gaboxadol or a pharmaceutically acceptable salt thereof wherein the composition provides an *in vivo* plasma concentration 6 hours after administration which is less than 80% of the administered dose and provides improvement in the patient for more than 6, 8, 10, 12, 14, 16, 18, 20, 22 or 24 hours after administration. In embodiments, provided herein are methods of treating ASNHL or Meniere's disease including administering to a patient in need thereof a pharmaceutical composition including gaboxadol or a pharmaceutically acceptable salt thereof wherein the composition provides an *in vivo* plasma concentration 6 hours after administration which is less than 85% of the administered dose and provides improvement in the patient for more than 6, 8, 10, 12, 14, 16, 18, 20, 22 or 24 hours after administration. In embodiments, provided herein are methods of treating ASNHL or Meniere's disease including administering to a patient in need thereof a pharmaceutical composition including gaboxadol or a pharmaceutically acceptable salt thereof wherein the composition provides an *in vivo* plasma concentration 6 hours after administration which is less than 90% of the administered dose and provides improvement in the patient for more than 6, 8, 10, 12, 14, 16, 18, 20, 22 or 24 hours after administration. In embodiments, provided herein are methods of treating ASNHL or Meniere's disease including administering to a patient in need thereof a pharmaceutical composition including gaboxadol or a pharmaceutically acceptable salt thereof wherein the composition provides an *in vivo* plasma concentration 6 hours after administration which is less than 95% of the administered dose and provides improvement in the patient for more than 6, 8, 10, 12, 14, 16,

18, 20, 22 or 24 hours after administration. In embodiments, provided herein are methods of treating ASNHL or Meniere's disease including administering to a patient in need thereof a pharmaceutical composition including gaboxadol or a pharmaceutically acceptable salt thereof wherein the composition provides an *in vivo* plasma concentration 6 hours after
5 administration which is less than 100% of the administered dose and provides improvement in the patient for more than 6, 8, 10, 12, 14, 16, 18, 20, 22 or 24 hours after administration.

In embodiments, provided herein are methods of treating tinnitus including administering to a patient in need thereof a pharmaceutical composition including gaboxadol or a pharmaceutically acceptable salt thereof wherein the composition provides an *in vivo*
10 plasma profile having a C_{\max} less than about 500 ng/ml. In embodiments, the composition provides improvement for more than 6 hours after administration to the patient.

In embodiments, the composition provides an *in vivo* plasma profile having a C_{\max} less than about, *e.g.*, 450 ng/ml, 400 ng/ml 350 ng/ml, or 300 ng/ml and wherein the composition provides improvement in one or more symptoms of tinnitus a day after
15 administration. In embodiments, the composition provides an *in vivo* plasma profile having a C_{\max} less than about, *e.g.*, 250 ng/ml, 200 ng/ml 150 ng/ml, or 100 ng/ml and wherein the composition provides improvement in one or more symptoms of tinnitus a day after administration.

In embodiments, provided herein are methods of treating tinnitus including
20 administering to a patient in need thereof a pharmaceutical composition including gaboxadol or a pharmaceutically acceptable salt thereof wherein the composition provides an *in vivo* plasma profile having a $AUC_{0-\infty}$ of less than about 900 ng•hr/ml. In embodiments, the composition provides improvement in one or more symptoms of tinnitus a day after administration. In embodiments, the compositions provide an *in vivo* plasma profile having a
25 $AUC_{0-\infty}$ of less than about, *e.g.*, 850 ng•hr/ml, 800 ng•hr/ml, 750 ng•hr/ml, or 700 ng•hr/ml and wherein the composition provides improvement in one or more symptoms of tinnitus a day after administration. In embodiments, the composition provides improvement in one or more tinnitus symptoms for more than 6 hours after administration.

In embodiments, provided herein are methods of treating tinnitus including
30 administering to a patient in need thereof a pharmaceutical composition including gaboxadol or a pharmaceutically acceptable salt thereof wherein the composition provides an *in vivo* plasma profile having a $AUC_{0-\infty}$ of less than about, *e.g.*, 650 ng•hr/ml, 600 ng•hr/ml, 550 ng•hr/ml, 500 ng•hr/ml, or 450 ng•hr/ml . In embodiments, wherein the composition provides an *in vivo* plasma profile having a $AUC_{0-\infty}$ of less than about, *e.g.*, 400 ng•hr/ml,

350 ng•hr/ml, 300 ng•hr/ml, 250 ng•hr/ml, or 200 ng•hr/ml. In embodiments, the composition provides an *in vivo* plasma profile having a $AUC_{0-\infty}$ of less than about, *e.g.*, 150 ng•hr/ml, 100 ng•hr/ml, 75 ng•hr/ml, or 50 ng•hr/ml. In embodiments, the composition provides improvement symptoms of tinnitus for more than, *e.g.*, 4 hours, 6 hours, 8 hours, 10 hours, or 12 hours, after administration of the composition to the patient.

In embodiments, provided herein are methods of treating tinnitus including administering to a patient in need thereof an amount of gaboxadol or a pharmaceutically acceptable salt thereof which provides an *in vivo* plasma profile having a AUC_{6-12} which is less than 75% of the C_{max} and provides improvement in the patient for more than 6, 8, 10, 12, 14, 16, 18, 20, 22 or 24 hours after administration. In embodiments, provided herein are methods of treating tinnitus including administering to a patient in need thereof an amount of gaboxadol or a pharmaceutically acceptable salt thereof which provides an *in vivo* plasma profile having a AUC_{6-12} which is less than 80% of the C_{max} and provides improvement in the patient for more than 6, 8, 10, 12, 14, 16, 18, 20, 22 or 24 hours after administration. In embodiments, provided herein are methods of treating tinnitus including administering to a patient in need thereof an amount of gaboxadol or a pharmaceutically acceptable salt thereof which provides an *in vivo* plasma profile having a AUC_{6-12} which is less than 85% of the C_{max} and provides improvement in the patient for more than 6, 8, 10, 12, 14, 16, 18, 20, 22 or 24 hours after administration. In embodiments, provided herein are methods of treating tinnitus including administering to a patient in need thereof an amount of gaboxadol or a pharmaceutically acceptable salt thereof which provides an *in vivo* plasma profile having a AUC_{6-12} which is less than 90% of the C_{max} and provides improvement in the patient for more than 6, 8, 10, 12, 14, 16, 18, 20, 22 or 24 hours after administration. In embodiments, provided herein are methods of treating tinnitus including administering to a patient in need thereof an amount of gaboxadol or a pharmaceutically acceptable salt thereof which provides an *in vivo* plasma profile having a AUC_{6-12} which is less than 95% of the C_{max} and provides improvement in the patient for more than 6, 8, 10, 12, 14, 16, 18, 20, 22 or 24 hours after administration. In embodiments, provided herein are methods of treating tinnitus including administering to a patient in need thereof an amount of gaboxadol or a pharmaceutically acceptable salt thereof which provides an *in vivo* plasma profile having a AUC_{6-12} which is less than 100% of the C_{max} and provides improvement in the patient for more than 6, 8, 10, 12, 14, 16, 18, 20, 22 or 24 hours after administration.

In embodiments, provided herein are methods of treating tinnitus including administering to a patient in need thereof a pharmaceutical composition including gaboxadol

or a pharmaceutically acceptable salt thereof wherein the composition provides an *in vivo* plasma profile having a AUC_{6-12} which is less than 75% of the C_{max} and provides improvement in the patient for more than 6, 8, 10, 12, 14, 16, 18, 20, 22 or 24 hours after administration. In embodiments, provided herein are methods of treating tinnitus including
5 administering to a patient in need thereof a pharmaceutical composition including gaboxadol or a pharmaceutically acceptable salt thereof wherein the composition provides an *in vivo* plasma profile having a AUC_{6-12} which is less than 80% of the C_{max} and provides improvement in the patient for more than 6, 8, 10, 12, 14, 16, 18, 20, 22 or 24 hours after administration. In embodiments, provided herein are methods of treating tinnitus including
10 administering to a patient in need thereof a pharmaceutical composition including gaboxadol or a pharmaceutically acceptable salt thereof wherein the composition provides an *in vivo* plasma profile having a AUC_{6-12} which is less than 85% of the C_{max} and provides improvement in the patient for more than 6, 8, 10, 12, 14, 16, 18, 20, 22 or 24 hours after administration. In embodiments, provided herein are methods of treating tinnitus including
15 administering to a patient in need thereof a pharmaceutical composition including gaboxadol or a pharmaceutically acceptable salt thereof wherein the composition provides an *in vivo* plasma profile having a AUC_{6-12} which is less than 90% of the C_{max} and provides improvement in the patient for more than 6, 8, 10, 12, 14, 16, 18, 20, 22 or 24 hours after administration. In embodiments, provided herein are methods of treating tinnitus including
20 administering to a patient in need thereof a pharmaceutical composition including gaboxadol or a pharmaceutically acceptable salt thereof wherein the composition provides an *in vivo* plasma profile having a AUC_{6-12} which is less than 95% of the C_{max} and provides improvement in the patient for more than 6, 8, 10, 12, 14, 16, 18, 20, 22 or 24 hours after administration. In embodiments, provided herein are methods of treating tinnitus including
25 administering to a patient in need thereof a pharmaceutical composition including gaboxadol or a pharmaceutically acceptable salt thereof wherein the composition provides an *in vivo* plasma profile having a AUC_{6-12} which is less than 100% of the C_{max} and provides improvement in the patient for more than 6, 8, 10, 12, 14, 16, 18, 20, 22 or 24 hours after administration.

30 In embodiments, provided herein are methods of treating tinnitus including administering to a patient in need thereof a pharmaceutical composition including gaboxadol or a pharmaceutically acceptable salt thereof wherein the composition provides an *in vivo* plasma profile having a AUC_{6-12} which is less than 75% of the administered dose and provides improvement in the patient for more than 6, 8, 10, 12, 14, 16, 18, 20, 22 or 24 hours

after administration. In embodiments, provided herein are methods of treating tinnitus including administering to a patient in need thereof a pharmaceutical composition including gaboxadol or a pharmaceutically acceptable salt thereof wherein the composition provides an *in vivo* plasma profile having a AUC_{6-12} which is less than 80% of the administered dose and provides improvement in the patient for more than 6, 8, 10, 12, 14, 16, 18, 20, 22 or 24 hours after administration. In embodiments, provided herein are methods of treating tinnitus including administering to a patient in need thereof a pharmaceutical composition including gaboxadol or a pharmaceutically acceptable salt thereof wherein the composition provides an *in vivo* plasma profile having a AUC_{6-12} which is less than 85% of the administered dose and provides improvement in the patient for more than 6, 8, 10, 12, 14, 16, 18, 20, 22 or 24 hours after administration. In embodiments, provided herein are methods of treating tinnitus including administering to a patient in need thereof a pharmaceutical composition including gaboxadol or a pharmaceutically acceptable salt thereof wherein the composition provides an *in vivo* plasma profile having a AUC_{6-12} which is less than 90% of the administered dose and provides improvement in the patient for more than 6, 8, 10, 12, 14, 16, 18, 20, 22 or 24 hours after administration. In embodiments, provided herein are methods of treating tinnitus including administering to a patient in need thereof a pharmaceutical composition including gaboxadol or a pharmaceutically acceptable salt thereof wherein the composition provides an *in vivo* plasma profile having a AUC_{6-12} which is less than 95% of the administered dose and provides improvement in the patient for more than 6, 8, 10, 12, 14, 16, 18, 20, 22 or 24 hours after administration. In embodiments, provided herein are methods of treating tinnitus including administering to a patient in need thereof a pharmaceutical composition including gaboxadol or a pharmaceutically acceptable salt thereof wherein the composition provides an *in vivo* plasma profile having a AUC_{6-12} which is less than 100% of the administered dose and provides improvement in the patient for more than 6, 8, 10, 12, 14, 16, 18, 20, 22 or 24 hours after administration. In embodiments, provided herein are methods of treating tinnitus including administering to a patient in need thereof a first pharmaceutical composition including gaboxadol or a pharmaceutically acceptable salt thereof and a second pharmaceutical composition including gaboxadol or a pharmaceutically acceptable salt thereof wherein the second pharmaceutical composition provides an *in vivo* plasma profile having a mean $AUC_{0-\infty}$ of at least about 20% less than the first pharmaceutical composition.

In embodiments, provided herein are methods of treating ASNHL or Meniere's disease including administering to a patient in need thereof a pharmaceutical composition including gaboxadol or a pharmaceutically acceptable salt thereof wherein the composition

provides an *in vivo* plasma profile having a C_{\max} less than about 500 ng/ml. In embodiments, the composition provides improvement for more than 6 hours after administration to the patient.

In embodiments, the composition provides an *in vivo* plasma profile having a C_{\max} less than about, *e.g.*, 450 ng/ml, 400 ng/ml 350 ng/ml, or 300 ng/ml and wherein the composition provides improvement in one or more symptoms of ASNHL or Meniere's disease a day after administration. In embodiments, the composition provides an *in vivo* plasma profile having a C_{\max} less than about, *e.g.*, 250 ng/ml, 200 ng/ml 150 ng/ml, or 100 ng/ml and wherein the composition provides improvement in one or more symptoms of ASNHL or Meniere's disease a day after administration.

In embodiments, provided herein are methods of treating ASNHL or Meniere's disease including administering to a patient in need thereof a pharmaceutical composition including gaboxadol or a pharmaceutically acceptable salt thereof wherein the composition provides an *in vivo* plasma profile having a $AUC_{0-\infty}$ of less than about 900 ng•hr/ml. In embodiments, the composition provides improvement in one or more symptoms of ASNHL or Meniere's disease a day after administration. In embodiments, the compositions provide an *in vivo* plasma profile having a $AUC_{0-\infty}$ of less than about, *e.g.*, 850 ng•hr/ml, 800 ng•hr/ml, 750 ng•hr/ml, or 700 ng•hr/ml and wherein the composition provides improvement in one or more symptoms of ASNHL or Meniere's disease a day after administration. In embodiments, the composition provides improvement in one or more ASNHL or Meniere's disease symptoms for more than 6 hours after administration.

In embodiments, provided herein are methods of treating ASNHL or Meniere's disease including administering to a patient in need thereof a pharmaceutical composition including gaboxadol or a pharmaceutically acceptable salt thereof wherein the composition provides an *in vivo* plasma profile having a $AUC_{0-\infty}$ of less than about, *e.g.*, 650 ng•hr/ml, 600 ng•hr/ml, 550 ng•hr/ml, 500 ng•hr/ml, or 450 ng•hr/ml. In embodiments, the composition provides an *in vivo* plasma profile having a $AUC_{0-\infty}$ of less than about, *e.g.*, 400 ng•hr/ml, 350 ng•hr/ml, 300 ng•hr/ml, 250 ng•hr/ml, or 200 ng•hr/ml. In embodiments, the composition provides an *in vivo* plasma profile having a $AUC_{0-\infty}$ of less than about, *e.g.*, 150 ng•hr/ml, 100 ng•hr/ml, 75 ng•hr/ml, or 50 ng•hr/ml. In embodiments, the composition provides improvement symptoms of ASNHL or Meniere's disease for more than, *e.g.*, 4 hours, 6 hours, 8 hours, 10 hours, or 12 hours, after administration of the composition to the patient.

In embodiments, provided herein are methods of treating ASNHL or Meniere's disease including administering to a patient in need thereof an amount of gaboxadol or a pharmaceutically acceptable salt thereof which provides an *in vivo* plasma profile having a AUC_{6-12} which is less than 75% of the C_{max} and provides improvement in the patient for more than 6, 8, 10, 12, 14, 16, 18, 20, 22 or 24 hours after administration. In embodiments, provided herein are methods of treating ASNHL or Meniere's disease including administering to a patient in need thereof an amount of gaboxadol or a pharmaceutically acceptable salt thereof which provides an *in vivo* plasma profile having a AUC_{6-12} which is less than 80% of the C_{max} and provides improvement in the patient for more than 6, 8, 10, 12, 14, 16, 18, 20, 22 or 24 hours after administration. In embodiments, provided herein are methods of treating ASNHL or Meniere's disease including administering to a patient in need thereof an amount of gaboxadol or a pharmaceutically acceptable salt thereof which provides an *in vivo* plasma profile having a AUC_{6-12} which is less than 85% of the C_{max} and provides improvement in the patient for more than 6, 8, 10, 12, 14, 16, 18, 20, 22 or 24 hours after administration. In embodiments, provided herein are methods of treating ASNHL or Meniere's disease including administering to a patient in need thereof an amount of gaboxadol or a pharmaceutically acceptable salt thereof which provides an *in vivo* plasma profile having a AUC_{6-12} which is less than 90% of the C_{max} and provides improvement in the patient for more than 6, 8, 10, 12, 14, 16, 18, 20, 22 or 24 hours after administration. In embodiments, provided herein are methods of treating ASNHL or Meniere's disease including administering to a patient in need thereof an amount of gaboxadol or a pharmaceutically acceptable salt thereof which provides an *in vivo* plasma profile having a AUC_{6-12} which is less than 95% of the C_{max} and provides improvement in the patient for more than 6, 8, 10, 12, 14, 16, 18, 20, 22 or 24 hours after administration. In embodiments, provided herein are methods of treating ASNHL or Meniere's disease including administering to a patient in need thereof an amount of gaboxadol or a pharmaceutically acceptable salt thereof which provides an *in vivo* plasma profile having a AUC_{6-12} which is less than 100% of the C_{max} and provides improvement in the patient for more than 6, 8, 10, 12, 14, 16, 18, 20, 22 or 24 hours after administration.

In embodiments, provided herein are methods of treating ASNHL or Meniere's disease including administering to a patient in need thereof a pharmaceutical composition including gaboxadol or a pharmaceutically acceptable salt thereof wherein the composition provides an *in vivo* plasma profile having a AUC_{6-12} which is less than 75% of the C_{max} and provides improvement in the patient for more than 6, 8, 10, 12, 14, 16, 18, 20, 22 or 24 hours

after administration. In embodiments, provided herein are methods of treating ASNHL or Meniere's disease including administering to a patient in need thereof a pharmaceutical composition including gaboxadol or a pharmaceutically acceptable salt thereof wherein the composition provides an *in vivo* plasma profile having a AUC_{6-12} which is less than 80% of the C_{max} and provides improvement in the patient for more than 6, 8, 10, 12, 14, 16, 18, 20, 22 or 24 hours after administration. In embodiments, provided herein are methods of treating ASNHL or Meniere's disease including administering to a patient in need thereof a pharmaceutical composition including gaboxadol or a pharmaceutically acceptable salt thereof wherein the composition provides an *in vivo* plasma profile having a AUC_{6-12} which is less than 85% of the C_{max} and provides improvement in the patient for more than 6, 8, 10, 12, 14, 16, 18, 20, 22 or 24 hours after administration. In embodiments, provided herein are methods of treating ASNHL or Meniere's disease including administering to a patient in need thereof a pharmaceutical composition including gaboxadol or a pharmaceutically acceptable salt thereof wherein the composition provides an *in vivo* plasma profile having a AUC_{6-12} which is less than 90% of the C_{max} and provides improvement in the patient for more than 6, 8, 10, 12, 14, 16, 18, 20, 22 or 24 hours after administration. In embodiments, provided herein are methods of treating ASNHL or Meniere's disease including administering to a patient in need thereof a pharmaceutical composition including gaboxadol or a pharmaceutically acceptable salt thereof wherein the composition provides an *in vivo* plasma profile having a AUC_{6-12} which is less than 95% of the C_{max} and provides improvement in the patient for more than 6, 8, 10, 12, 14, 16, 18, 20, 22 or 24 hours after administration. In embodiments, provided herein are methods of treating ASNHL or Meniere's disease including administering to a patient in need thereof a pharmaceutical composition including gaboxadol or a pharmaceutically acceptable salt thereof wherein the composition provides an *in vivo* plasma profile having a AUC_{6-12} which is less than 100% of the C_{max} and provides improvement in the patient for more than 6, 8, 10, 12, 14, 16, 18, 20, 22 or 24 hours after administration.

In embodiments, provided herein are methods of treating ASNHL or Meniere's disease including administering to a patient in need thereof a pharmaceutical composition including gaboxadol or a pharmaceutically acceptable salt thereof wherein the composition provides an *in vivo* plasma profile having a AUC_{6-12} which is less than 75% of the administered dose and provides improvement in the patient for more than 6, 8, 10, 12, 14, 16, 18, 20, 22 or 24 hours after administration. In embodiments, provided herein are methods of treating ASNHL or Meniere's disease including administering to a patient in need thereof a

pharmaceutical composition including gaboxadol or a pharmaceutically acceptable salt thereof wherein the composition provides an *in vivo* plasma profile having a AUC_{6-12} which is less than 80% of the administered dose and provides improvement in the patient for more than 6, 8, 10, 12, 14, 16, 18, 20, 22 or 24 hours after administration. In embodiments, provided herein are methods of treating ASNHL or Meniere's disease including administering to a patient in need thereof a pharmaceutical composition including gaboxadol or a pharmaceutically acceptable salt thereof wherein the composition provides an *in vivo* plasma profile having a AUC_{6-12} which is less than 85% of the administered dose and provides improvement in the patient for more than 6, 8, 10, 12, 14, 16, 18, 20, 22 or 24 hours after administration. In embodiments, provided herein are methods of treating ASNHL or Meniere's disease including administering to a patient in need thereof a pharmaceutical composition including gaboxadol or a pharmaceutically acceptable salt thereof wherein the composition provides an *in vivo* plasma profile having a AUC_{6-12} which is less than 90% of the administered dose and provides improvement in the patient for more than 6, 8, 10, 12, 14, 16, 18, 20, 22 or 24 hours after administration. In embodiments, provided herein are methods of treating ASNHL or Meniere's disease including administering to a patient in need thereof a pharmaceutical composition including gaboxadol or a pharmaceutically acceptable salt thereof wherein the composition provides an *in vivo* plasma profile having a AUC_{6-12} which is less than 95% of the administered dose and provides improvement in the patient for more than 6, 8, 10, 12, 14, 16, 18, 20, 22 or 24 hours after administration. In embodiments, provided herein are methods of treating ASNHL or Meniere's disease including administering to a patient in need thereof a pharmaceutical composition including gaboxadol or a pharmaceutically acceptable salt thereof wherein the composition provides an *in vivo* plasma profile having a AUC_{6-12} which is less than 100% of the administered dose and provides improvement in the patient for more than 6, 8, 10, 12, 14, 16, 18, 20, 22 or 24 hours after administration. In embodiments, provided herein are methods of treating ASNHL or Meniere's disease including administering to a patient in need thereof a first pharmaceutical composition including gaboxadol or a pharmaceutically acceptable salt thereof and a second pharmaceutical composition including gaboxadol or a pharmaceutically acceptable salt thereof wherein the second pharmaceutical composition provides an *in vivo* plasma profile having a mean $AUC_{0-\infty}$ of at least about 20% less than the first pharmaceutical composition.

In embodiments the first and/or the second pharmaceutical compositions are administered once, twice, or three times daily, or every other day. In embodiments, the first or the second pharmaceutical composition is provided to the patient in the evening. In

embodiments, the second pharmaceutical composition includes an amount of gaboxadol that is at least one third of the amount of gaboxadol provided in the first pharmaceutical composition. In embodiments, the second pharmaceutical composition includes an amount of gaboxadol that is at least half of the amount of gaboxadol provided in the first pharmaceutical composition. In embodiments, the second pharmaceutical composition includes clozapam or a pharmaceutically acceptable salt thereof. In embodiments, the second pharmaceutical composition includes clobazam or a pharmaceutically acceptable salt thereof.

In embodiments, the first or the second pharmaceutical composition is provided to the patient once in the evening and once in the morning. In embodiments, the total amount of gaboxadol or pharmaceutically acceptable salt thereof administered to a subject in a 24-hour period is 1 mg to 30 mg. In embodiments, the total amount of gaboxadol or a pharmaceutically acceptable salt thereof administered to a subject in a 24-hour period is 1 mg to 20 mg. In embodiments, the total amount of gaboxadol or a pharmaceutically acceptable salt thereof administered to a subject in a 24-hour period is 10 mg, 15 mg, or 20 mg. In embodiments, the total amount of gaboxadol or a pharmaceutically acceptable salt thereof administered to a subject in a 24-hour period is 20 mg.

In embodiments, the first and/or the second pharmaceutical compositions may be provided with immediate release, delayed release, extended release, or modified release profiles. The first and second pharmaceutical compositions may be provided at the same time or separated by an interval of time, *e.g.*, 6 hours, 12 hours etc. In embodiments, the first and the second pharmaceutical compositions may be provided with different drug release profiles to create a two-phase release profile. For example, the first pharmaceutical composition may be provided with an immediate release profile and the second pharmaceutical composition may provide an extended release profile. In embodiments, one or both of the first and second pharmaceutical compositions may be provided with an extended release or delayed release profile. Such compositions may be provided as pulsatile formulations, multilayer tablets or capsules containing tablets, beads, granules, etc. In embodiments, the first pharmaceutical composition is an immediate release composition. In embodiments, the second pharmaceutical composition is an immediate release composition. In embodiments, the first and second pharmaceutical compositions are provided as separate immediate release compositions, *e.g.*, tablets or capsules. In embodiments the first and second pharmaceutical compositions are provided 12 hours apart.

In embodiments, provided herein are methods of treating tinnitus including administering to a patient in need thereof a first pharmaceutical composition including

gaboxadol or a pharmaceutically acceptable salt thereof and a second pharmaceutical composition including gaboxadol or a pharmaceutically acceptable salt thereof wherein the second pharmaceutical composition provides an *in vivo* plasma profile having a mean $AUC_{0-\infty}$ of at least about, *e.g.*, 25%, 30%, 35%, 40%, 45% or 50% less than the first pharmaceutical composition. In embodiments, the composition provides improvement in one or more symptoms of tinnitus a day after administration. For example, the composition may provide improvement in one or more symptoms for more than about, *e.g.*, 6 hours, 8 hours, 10 hours, or 12 hours after administration of the first and/or second pharmaceutical composition.

In embodiments, provided herein are methods of treating tinnitus including administering to a patient in need thereof a first pharmaceutical composition including gaboxadol or a pharmaceutically acceptable salt thereof and a second pharmaceutical composition including gaboxadol or a pharmaceutically acceptable salt thereof wherein the second pharmaceutical composition provides an *in vivo* plasma profile having a mean $AUC_{0-\infty}$ of less than about 900 ng•hr/ml. In embodiments, the second pharmaceutical composition provides an *in vivo* plasma profile having a $AUC_{0-\infty}$ of less than about, *e.g.*, 800 ng•hr/ml, 750 ng•hr/ml, 700 ng•hr/ml, 650 ng•hr/ml, or 600 ng•hr/ml. In embodiments, the second pharmaceutical composition provides an *in vivo* plasma profile having a $AUC_{0-\infty}$ of less than about, *e.g.*, 550 ng•hr/ml, 500 ng•hr/ml, 450 ng•hr/ml, 400 ng•hr/ml, or 350 ng•hr/ml. In embodiments, the second pharmaceutical composition provides an *in vivo* plasma profile having a $AUC_{0-\infty}$ of less than about, *e.g.*, 300 ng•hr/ml, 250 ng•hr/ml, 200 ng•hr/ml, 150 ng•hr/ml, or 100 ng•hr/ml. In embodiments, the first and second pharmaceutical composition are administered wherein the compositions provide improvement of next day functioning of the patient. In embodiments, the first pharmaceutical composition provides improvement in one or more symptom for more than, *e.g.*, 6 hours, 8 hours or 12 hours after administration of the first pharmaceutical composition.

In embodiments, provided herein are methods of treating tinnitus including administering to a patient in need thereof a first pharmaceutical composition including gaboxadol or a pharmaceutically acceptable salt thereof and a second pharmaceutical composition including gaboxadol or a pharmaceutically acceptable salt thereof wherein the first composition provides an *in vivo* plasma profile with a C_{max} that is more than about 50% greater than the C_{max} provided by the administration of the second pharmaceutical composition. As used herein the C_{max} provided by the administration of the second pharmaceutical composition may or may not include the plasma profile contribution of the first pharmaceutical composition. In embodiments, the administration of the second

pharmaceutical composition does not include the plasma profile contribution of the first pharmaceutical composition. In embodiments, the first composition provides an *in vivo* plasma profile having a C_{max} that is more than about e.g., 60%, 70%, 80%, or 90% greater than the C_{max} provided by the administration of the second pharmaceutical composition.

5 In embodiments, the T_{max} of the first pharmaceutical composition is less than 3 hours. In embodiments, the T_{max} of the first pharmaceutical composition is less than 2.5 hours. In embodiments, the T_{max} of the first pharmaceutical composition is less than 2 hours. In embodiments, the T_{max} of the first pharmaceutical composition is less than 1.5 hours. In embodiments, the T_{max} of the first pharmaceutical composition is less than 1 hour.

10 In embodiments, the first pharmaceutical composition provides a dissolution of at least about 80% within the first 20 minutes of administration to a patient in need thereof. In embodiments, the first pharmaceutical composition provides a dissolution of at least about, e.g., 85%, 90% or 95% within the first 20 minutes of administration to a patient in need thereof. In embodiments, the first pharmaceutical composition provides a dissolution of at
15 least 80% within the first 10 minutes of administration to a patient in need thereof.

In embodiments, provided herein are methods of treating ASNHL or Meniere's disease including administering to a patient in need thereof a first pharmaceutical composition including gaboxadol or a pharmaceutically acceptable salt thereof and a second pharmaceutical composition including gaboxadol or a pharmaceutically acceptable salt
20 thereof wherein the second pharmaceutical composition provides an *in vivo* plasma profile having a mean $AUC_{0-\infty}$ of at least about, e.g., 25%, 30%, 35%, 40%, 45% or 50% less than the first pharmaceutical composition. In embodiments, the composition provides improvement in one or more symptoms of ASNHL or Meniere's disease a day after administration. For example, the composition may provide improvement in one or more
25 symptoms for more than about, e.g., 6 hours, 8 hours, 10 hours, or 12 hours after administration of the first and/or second pharmaceutical composition.

In embodiments, provided herein are methods of treating ASNHL or Meniere's disease including administering to a patient in need thereof a first pharmaceutical composition including gaboxadol or a pharmaceutically acceptable salt thereof and a second
30 pharmaceutical composition including gaboxadol or a pharmaceutically acceptable salt thereof wherein the second pharmaceutical composition provides an *in vivo* plasma profile having a mean $AUC_{0-\infty}$ of less than about 900 ng•hr/ml. In embodiments, the second pharmaceutical composition provides an *in vivo* plasma profile having a $AUC_{0-\infty}$ of less than about, e.g., 800 ng•hr/ml, 750 ng•hr/ml, 700 ng•hr/ml, 650 ng•hr/ml, or 600 ng•hr/ml. In

embodiments, the second pharmaceutical composition provides an *in vivo* plasma profile having a $AUC_{0-\infty}$ of less than about, *e.g.*, 550 ng•hr/ml, 500 ng•hr/ml, 450 ng•hr/ml, 400 ng•hr/ml, or 350 ng•hr/ml. In embodiments, the second pharmaceutical composition provides an *in vivo* plasma profile having a $AUC_{0-\infty}$ of less than about, *e.g.*, 300 ng•hr/ml, 250
5 ng•hr/ml, 200 ng•hr/ml, 150 ng•hr/ml, or 100 ng•hr/ml. In embodiments, the first and second pharmaceutical composition are administered wherein the compositions provide improvement of next day functioning of the patient. In embodiments, the first pharmaceutical composition provides improvement in one or more symptoms of ASNHL or Meniere's disease for more than, *e.g.*, 6 hours, 8 hours or 12 hours after administration of the first pharmaceutical
10 composition.

In embodiments, provided herein are methods of treating ASNHL or Meniere's disease including administering to a patient in need thereof a first pharmaceutical composition including gaboxadol or a pharmaceutically acceptable salt thereof and a second pharmaceutical composition including gaboxadol or a pharmaceutically acceptable salt
15 thereof wherein the first composition provides an *in vivo* plasma profile with a C_{max} that is more than about 50% greater than the C_{max} provided by the administration of the second pharmaceutical composition. As used herein the C_{max} provided by the administration of the second pharmaceutical composition may or may not include the plasma profile contribution of the first pharmaceutical composition. In embodiments, the administration of the second
20 pharmaceutical composition does not include the plasma profile contribution of the first pharmaceutical composition. In embodiments, the first composition provides an *in vivo* plasma profile having a C_{max} that is more than about *e.g.*, 60%, 70%, 80%, or 90% greater than the C_{max} provided by the administration of the second pharmaceutical composition.

In embodiments the first and/or the second pharmaceutical compositions are sub
25 therapeutic dosages. A sub therapeutic dosage is an amount of gaboxadol pharmaceutically acceptable salt thereof that is less than the amount required for a therapeutic effect. In embodiments, a sub therapeutic dosage is an amount of gaboxadol pharmaceutically acceptable salt thereof that alone may not provide improvement in at least one symptom of tinnitus but is sufficient to maintain such improvement. In embodiments, a sub therapeutic
30 dosage is an amount of gaboxadol pharmaceutically acceptable salt thereof that alone may not provide improvement in at least one symptom of ASNHL or Meniere's disease but is sufficient to maintain such improvement. In embodiments, the methods provide administering a first pharmaceutical composition that provides improvement in at least one symptom of tinnitus and a second composition that maintains the improvement. In

embodiments, the methods provide administering a first pharmaceutical composition that provides improvement in at least one symptom of ASNHL or Meniere's disease and a second composition that maintains the improvement. In embodiments, after administration of the first pharmaceutical composition, the second pharmaceutical composition may provide a synergistic effect to improve at least one symptom of tinnitus. In embodiments, after administration of the first pharmaceutical composition, the second pharmaceutical composition may provide a synergistic effect to improve at least one symptom of ASNHL or Meniere's disease. In embodiments the second pharmaceutical composition may provide a synergistic effect to improve at least one symptom of tinnitus. In embodiments the second pharmaceutical composition may provide a synergistic effect to improve at least one symptom of ASNHL or Meniere's disease.

In embodiments, provided herein are methods of treating tinnitus including administering to a patient in need thereof a pharmaceutical composition including a first pharmaceutical dosage including gaboxadol or a pharmaceutically acceptable salt thereof wherein the composition provides improvement for more than 6 hours after administration and a second pharmaceutical composition including a sub therapeutic dosage of gaboxadol or a pharmaceutically acceptable salt thereof. In embodiments, provided herein are methods of treating ASNHL or Meniere's disease including administering to a patient in need thereof a pharmaceutical composition including a first pharmaceutical dosage including gaboxadol or a pharmaceutically acceptable salt thereof wherein the composition provides improvement for more than 6 hours after administration and a second pharmaceutical composition including a sub therapeutic dosage of gaboxadol or a pharmaceutically acceptable salt thereof.

Administration of the first and second pharmaceutical compositions may be separated by an interval of time to achieve long-term improvement in at least one symptom of tinnitus. In embodiments, the first and second pharmaceutical composition may be administered 6 hours apart. In embodiments the first and second pharmaceutical composition may be administered 12 hours apart. In embodiments, the first and second pharmaceutical compositions may administered within, *e.g.*, 6 hours, 12 hours, 18 hours, 24 hours etc. In embodiments, the first and second pharmaceutical compositions may administered separated by at least, *e.g.*, 6 hours, 12 hours, 18 hours, 24 hours etc. In embodiments, improvement in at least one symptom of tinnitus for more than 8 hours after administration to the patient is provided. In embodiments, improvement for more than about, *e.g.*, 10 hours, 12 hours, 15 hours, 18 hours, 20 hours, or 24 hours after administration to the patient is provided. In embodiments, improvement in at least one symptom of tinnitus for more than 8 hours after

administration to the patient is provided. In embodiments, improvement for more than about, *e.g.*, 10 hours, 12 hours, 15 hours, 18 hours, 20 hours, or 24 hours after administration to the patient is provided.

Administration of the first and second pharmaceutical compositions may be separated
5 by an interval of time to achieve long-term improvement in at least one symptom of ASNHL
or Meniere's disease. In embodiments, the first and second pharmaceutical composition may
be administered 6 hours apart. In embodiments the first and second pharmaceutical
composition may be administered 12 hours apart. In embodiments, the first and second
10 pharmaceutical compositions may administered within, *e.g.*, 6 hours, 12 hours, 18 hours, 24
hours etc. In embodiments, the first and second pharmaceutical compositions may
administered separated by at least, *e.g.*, 6 hours, 12 hours, 18 hours, 24 hours etc. In
embodiments, improvement in at least one symptom of ASNHL or Meniere's disease for
more than 8 hours after administration to the patient is provided. In embodiments,
improvement for more than about, *e.g.*, 10 hours, 12 hours, 15 hours, 18 hours, 20 hours, or
15 24 hours after administration to the patient is provided. In embodiments, improvement in at
least one symptom of ASNHL or Meniere's disease for more than 8 hours after
administration to the patient is provided. In embodiments, improvement for more than about,
e.g., 10 hours, 12 hours, 15 hours, 18 hours, 20 hours, or 24 hours after administration to the
patient is provided.

20 In embodiments, the first pharmaceutical composition and/or the second
pharmaceutical composition include about 0.1 mg to about 40 mg gaboxadol or a
pharmaceutically acceptable salt thereof. The amount of gaboxadol or a pharmaceutically
acceptable salt thereof in the first pharmaceutical composition and the second pharmaceutical
composition may be the same or different. In embodiments, the administration of the first and
25 second pharmaceutical composition may provide a synergistic effect to improve at least one
symptom of tinnitus. In embodiments, the administration of the first and second
pharmaceutical composition may provide a synergistic effect to improve at least one
symptom of ASNHL or Meniere's disease.

In embodiments, the first and/or the second pharmaceutical composition include 0.1
30 mg to 25 mg, 0.1 mg to 20 mg, 0.1 mg to 15 mg, 0.5 mg to 25 mg, 0.5 mg to 20 mg, 0.5 to 15
mg, 1 mg to 25 mg, 1 mg to 20 mg, 1 mg to 15 mg, 1.5 mg to 25 mg, 1.5 mg to 20 mg, 1.5
mg to 15 mg, 2 mg to 25 mg, 2 mg to 20 mg, 2 mg to 15 mg, 2.5 mg to 25 mg, 2.5 mg to 20
mg, 2.5 mg to 15 mg, 3 mg to 25 mg, 3 mg to 20 mg, or 3 mg to 15 mg gaboxadol or a
pharmaceutically acceptable salt thereof.

In embodiments, the first and/or the second pharmaceutical composition include 5 mg to 15 mg, 5 mg to 10 mg, 4 mg to 6 mg, 6 mg to 8 mg, 8 mg to 10 mg, 10 mg to 12 mg, 12 mg to 14 mg, 14 mg to 16 mg, 16 mg to 18 mg, or 18 mg to 20 mg gaboxadol or a pharmaceutically acceptable salt thereof.

5 In embodiments, the first and/or the second pharmaceutical composition include 0.1 mg, 0.25 mg, 0.5 mg, 1 mg, 2.5 mg, 3 mg, 4 mg, 5 mg, 7 mg, 7.5 mg, 10 mg, 12.5 mg, 15 mg, 17.5 mg, 20 mg gaboxadol or a pharmaceutically acceptable salt thereof or amounts that are multiples of such doses. In embodiments, the first pharmaceutical compositions include 2.5 mg, 5 mg, 7.5 mg, 10 mg, 15 mg, or 20 mg gaboxadol or a pharmaceutically acceptable salt thereof. In embodiments, the second pharmaceutical compositions include 2.5 mg, 5 mg, 7.5 mg, 10 mg, 15 mg, or 20 mg gaboxadol or a pharmaceutically acceptable salt thereof.

Unless defined otherwise, all technical and scientific terms used herein have the same meanings as commonly understood by one of skill in the art to which the disclosure herein belongs.

15 The term "about" or "approximately" as used herein means within an acceptable error range for the particular value as determined by one of ordinary skill in the art, which will depend in part on how the value is measured or determined, i.e., the limitations of the measurement system. For example, "about" can mean within 3 or more than 3 standard deviations, per the practice in the art. Alternatively, "about" can mean a range of up to 20%, up to 10%, up to 5%, and/or up to 1% of a given value. Alternatively, particularly with respect to biological systems or processes, the term can mean within an order of magnitude, preferably within 5-fold, and more preferably within 2-fold, of a value.

"Improvement" refers to the treatment of tinnitus, ASNHL or Meniere's disease measured relative to at least one symptom.

25 "Improvement in one or more symptoms of tinnitus, ASNHL or Meniere's disease a day after administration" refers to improvement wherein the beneficial effect of at least one symptom lasts over a period of time, e.g., 6 hours, 12 hours, 24 hours etc.

"PK" refers to the pharmacokinetic profile. C_{max} is defined as the highest plasma drug concentration estimated during an experiment (ng/ml). T_{max} is defined as the time when C_{max} is estimated (min). $AUC_{0-\infty}$ is the total area under the plasma drug concentration-time curve, from drug administration until the drug is eliminated (ng·hr/ml). The area under the curve is governed by clearance. Clearance is defined as the volume of blood or plasma that is totally cleared of its content of drug per unit time (ml/min).

"Treating" or "treatment" refers to alleviating or delaying the appearance of clinical symptoms of a disease or condition in a subject that may be afflicted with or predisposed to the disease or condition, but does not yet experience or display clinical or subclinical symptoms of the disease or condition. In certain embodiments, "treating" or "treatment" may refer to preventing the appearance of clinical symptoms of a disease or condition in a subject that may be afflicted with or predisposed to the disease or condition, but does not yet experience or display clinical or subclinical symptoms of the disease or condition. "Treating" or "treatment" also refers to inhibiting the disease or condition, *e.g.*, arresting or reducing its development or at least one clinical or subclinical symptom thereof. "Treating" or "treatment" further refers to relieving the disease or condition, *e.g.*, causing regression of the disease or condition or at least one of its clinical or subclinical symptoms. The benefit to a subject to be treated may be statistically significant, mathematically significant, or at least perceptible to the subject and/or the physician. Nonetheless, prophylactic (preventive) and therapeutic (curative) treatment are two separate aspects of the disclosure herein.

"Pharmaceutically acceptable" refers to molecular entities and compositions that are "generally regarded as safe"-*e.g.*, that are physiologically tolerable and do not typically produce an allergic or similar untoward reaction, such as gastric upset and the like, when administered to a human. In embodiments, this term refers to molecular entities and compositions approved by a regulatory agency of the federal or a state government, as the GRAS list under section 204(s) and 409 of the Federal Food, Drug and Cosmetic Act, that is subject to premarket review and approval by the FDA or similar lists, the U.S. Pharmacopeia or another generally recognized pharmacopeia for use in animals, and more particularly in humans.

"Effective amount" or "therapeutically effective amount" means a dosage sufficient to alleviate one or more symptoms of a disorder, disease, or condition being treated *e.g.*, tinnitus, ASNHL or Meniere's disease, or to otherwise provide a desired pharmacological and/or physiologic effect.

"Co-administered with", "in combination with", "a combination of" or "administered along with" may be used interchangeably and mean that two or more agents are administered in the course of therapy. The agents may be administered together at the same time or separately in spaced apart intervals. The agents may be administered in a single dosage form or in separate dosage forms.

“Patient in need thereof” includes individuals that have been diagnosed tinnitus. The methods may be provided to any individual including, *e.g.*, wherein the patient is a neonate, infant, a pediatric patient (6 months to 12 years), an adolescent patient (age 12-18 years) or an adult (over 18 years). “Patient” and “subject” may be used interchangeably herein.

5

EXAMPLES

The Examples provided herein are included solely for augmenting the disclosure herein and should not be considered to be limiting in any respect.

10

Example 1

The following Example provides the plasma concentration profiles and dose proportionality of gaboxadol monohydrate following single oral doses ranging from 2.5 to 20 mg. The absolute bioavailability of gaboxadol monohydrate capsules ranging from 2.5 to 20 mg is also assessed.

15

This study was composed of separate groups of 10 healthy adult subjects (at least 4 of each gender) who participated in a 6-period, double-blind, randomized, crossover study designed to assess the dose proportionality and absolute bioavailability of 5 single oral doses of gaboxadol across the dose range of 2.5 to 20 mg. The order in which the subjects received the 5 single oral doses of gaboxadol (2.5; 5; 10; 15; and 20 mg) was randomized within Treatment Periods 1 through 5. Each subject was expected to complete all 6 treatment periods and there was a washout of at least 4 days between each treatment period.

20

Each oral dosing within Treatment Periods consisted of 2 capsules of test drug taken simultaneously at each scheduled dosing. The treatment designations for the orally administered study drugs were as follows: Treatment A - one 2.5 mg gaboxadol capsule and 1 matching placebo capsule; Treatment B - one 5 mg gaboxadol capsule and 1 matching placebo capsule; Treatment C - one 10 mg gaboxadol capsule and 1 matching placebo capsule; Treatment D - one 15 mg gaboxadol capsule and 1 matching placebo capsule; and Treatment E - 20 mg gaboxadol (two 10 mg gaboxadol capsules). Subjects received their study drug after an overnight fast with 240 mL of water in the morning about 8:00 AM.

25

30

Water was permitted *ad libitum* except within 1 hour prior to and after study drug administration. No food was allowed for 4 hours post dose.

For each subject in each treatment, plasma and urine samples were collected over 16 hours post-dosing for the determination of pharmacokinetic parameters (*e.g.*, AUC, C_{max}, T_{max}, apparent t_{1/2}, cumulative urinary excretion, renal clearance, clearance, and steady-state volume of distribution, as appropriate). AUC and C_{max} for gaboxadol were potency

5 adjusted to facilitate comparison of pharmacokinetic data across studies. Table 1 provides the individual potency-adjusted pharmacokinetic parameters of gaboxadol following single oral doses (2.5, 5, 10, 15, and 20 mg).

TABLE 1

10 Pharmacokinetic parameters for gaboxadol following oral and IV administration

Parameter	Geometric Mean (N=10)						Slope (90 % CI) ^{††}
	2.5 mg	5 mg	10 mg Oral	10 mg I.V.	15 mg	20 mg	
AUC _{0-∞} (ng·hr/mL)	90	171	346	380	539	669	0.98 (0.95, 1.01)
C _{max} (ng/mL) [†]	61	110	232	212	382	393	0.95 (0.88, 1.02)
T _{max} (hr) [‡]	0.5	0.6	0.5	--	0.5	0.6	
Apparent t _{1/2} (hr) [§]	1.5	1.5	1.6	1.5	1.5	1.6	
CL/F (mL/min) [¶]	461	488	476	438	469	499	
F _e (%)	43	45	53	53	50	53	
CL _R (mL/min)	196	222	250	208	234	265	
F (%) (90% CI) [#]	92% (0.86, 0.97)						
[†] C _{coi} (ng/mL) for 10 mg. IV. [‡] Median. [§] Harmonic Mean. [¶] CL (mL/min) for 10 mg IV. [#] Bioavailability relative to 10 mg I.V. reference based on pooled dose-adjusted (to 10 mg) oral AUC _{0-∞} values. ^{††} Dose proportionality assessment of oral treatments only.							

Figure 2 shows the arithmetic mean plasma concentration-time profiles of gaboxadol following single oral doses (2.5, 5, 10, 15, and 20 mg). The bioavailability of gaboxadol is approximately 92%. Plasma AUC_{0-∞} and C_{max} of gaboxadol show dose proportional

15 increases and appear to be linear over the entire dose range examined, from of 2.5 to 20 mg. The time to peak plasma concentrations (T_{max} 30-60 min) and the half-life (t_{1/2} of 1.5 h) for gaboxadol appear to be independent of dose across the gaboxadol dose range of 2.5 to 20 mg. The excretion of gaboxadol is mainly via urine, where 96.5% of the dose is recovered; 75% is recovered within 4 hours after administration.

20

Example 2

Assessment of Residual Effects Resulting from Gaboxadol Administration

This study was a double blind, double-dummy, randomized, active- and placebo-
5 controlled, single dose, 3-period crossover study, followed by an open-label, single-dose,
single period study in healthy elderly male and female subjects. Subjects were randomized to
each of 3 treatments (Treatments A, B, and C) to be administered in a crossover manner over
the first 3 treatment periods. For Treatment A, subjects received a single dose of gaboxadol
10 mg; for Treatment B, subjects received a single dose of flurazepam 30 mg; and for
10 Treatment C, subjects received a single dose of placebo. Doses were administered orally at
bedtime on Day 1. Subjects were domiciled from early in the evening of dosing until ~36
hours post-dose (morning of Day 3) during each treatment period. The subjects who
participated in treatment periods 1-3 participated in a fourth treatment period. In this period, a
single dose of gaboxadol 10 mg (Treatment D) was administered orally in an open-label
15 manner on the morning of Day 1 for PK of gaboxadol. There was at least a 14-day washout
between the doses of consecutive treatment periods. Study participants included healthy,
elderly male and female subjects between 65 and 80 years of age, with a Mini Mental Status
24, weighing at least 55 kg.

All subjects received 10 mg gaboxadol monohydrate capsules and 30 mg flurazepam
20 (provided as 2 x 15 mg capsules), matching placebo was provided for both gaboxadol and
flurazepam.

The primary endpoints evaluated included pharmacodynamics (measurement of
psychomotor performance, memory, attention and daytime sleepiness the following pm
dosing), gaboxadol pharmacokinetics, and safety. Gaboxadol (single dose 10 mg) did not
25 show residual effect 9 hours post-dose on the primary endpoints Choice Reaction Time and
Critical Flicker Fusion, whereas the active reference Flurazepam (30 mg single dose) showed
significant effect on the same tests. In addition, gaboxadol did not show any signs of residual
effects on other measurements applied in the study (Multiple Sleep Latency Test (MSLT);
Digit symbol substitution test (DSST), Tracking, Memory tests, Body Sway, and Leeds Sleep
30 Evaluation Questionnaire).

Example 3

Study of Driving Performance after Gaboxadol Administration

This study was a double blind, randomized, placebo and active controlled 5 way cross
35 over study to investigate the effect of evening and middle of the night dosing of gaboxadol on

driving performance. The study participants included healthy, male and female subjects between 21 and 45 years of age, with a valid drivers license for at least 3 years.

The effects of gaboxadol on driving performance were investigated using real driving on the road setting. Subjects received 15 mg gaboxadol either in the evening prior to going to bed or at 4 am in the middle of the night following a wake-up call. Following a cognitive and psychomotor test battery, the driving test started at 9 am and lasted for one hour. Gaboxadol 15 mg had a clinically relevant impairing effect on driving following middle-of-the-night administration.

Following the evening dose, a statistically significant effect of gaboxadol 15 mg was observed on driving. However, this effect was less than the effect observed at a 0.05% blood alcohol concentration, the concentration limit at which driving is prohibited in most European countries. There was generally a numerically greater effect following zopiclone (7.5 mg) and zolpidem (10 mg) administered in the evening and in the middle of the night, respectively. Both the evening and the middle-of-the-night dose of gaboxadol were well tolerated with the most frequent adverse events being dizziness, nausea and somnolence for the middle-of-the-night treatment and headache and somnolence for the evening treatment.

Subjects on the active reference zopiclone had a numerically greater effect in the same test. There was no effect on memory test, body sway, DSST or critical tracking, whereas zopiclone had effect on several of these tests.

Example 4

Study of Daytime Performance after Sleep Restriction

This study was a 4-night, parallel-group, randomized, double-blind (with in-house blinding), placebo-controlled, fixed-dose study to assess the effects of gaboxadol on daytime performance in healthy adults subjected to a 5-hour sleep restriction. The study included a 2-night single-blind placebo run-in period, a 4-night double-blind treatment period during which sleep was restricted to 5 hours and a 2-night single-blind placebo run-out period. The study included healthy male and female volunteers 18 to <55 years of age.

2-night run-in period: All patients received placebo

4-night double-blind treatment period: Patients were randomized to gaboxadol 15 mg or matching placebo

2-night run-out period: All patients received placebo

The primary endpoints included observations based on the Multiple Sleep Latency

Test (MSLT) and Slow Wave Sleep (SWS) assessment. The primary objective was to evaluate the efficacy of gaboxadol (15 mg) compared to placebo in reducing daytime sleep propensity as measured by MSLT. The gaboxadol subjects had significantly less daytime sleepiness during the Sleep Restriction period than did placebo subjects ($p=0.047$, 1 sided).

5 The MSLT was on average 2.01 minutes longer for subjects treated with gaboxadol (15 mg) than for those with placebo on the last two Sleep Restriction days.

In addition, a secondary objective was to evaluate the efficacy of gaboxadol compared to placebo in increasing the amount of slow wave sleep (SWS) during the last 2 nights of sleep restriction. Subjects receiving gaboxadol experienced significantly more SWS during
10 the Sleep Restriction period than did placebo subjects ($p<0.001$, 1 sided). Moreover, subjects treated with gaboxadol on average had 20.53 minutes of SWS longer than those treated with placebo on the last two Sleep Restriction nights.

Finally, this study examined the efficacy of gaboxadol compared to placebo during the last 2 nights/days of sleep restriction in: (1) improving memory and attention as assessed
15 by a neurobehavioral battery; (2) reducing subjective sleepiness as measured by the Karolinska Sleepiness Score (KSS); (3) altering sleep parameters (e.g., total sleep time, latency to onset of Slow Wave Sleep (SWS), slow wave activity (SWA); and (4) reducing biological stress typified by increased heart rate variability, and decreased cortisol levels and decreased catecholamine levels, as well as decreased body temperature.

20 There was a trend towards less subjective daytime sleepiness for the gaboxadol subjects during the Sleep Restriction period as compared with placebo subjects. The Karolinska Sleepiness Score (KSS) was on average 0.68 less for subjects treated with gaboxadol than for those treated with placebo on the last two Sleep Restriction days ($p=0.058$, 1 sided) as evaluated by a Longitudinal data analysis (LDA) model with
25 adjustment for baseline KSS, gender, and age. A supportive analysis using covariance (ANCOVA) also supports this finding. The effect sizes computed for the neurocognitive battery showed that there was no strong evidence that gaboxadol improves daytime performance. There were no differences between gaboxadol and placebo with respect to biophysiological measures of stress (heart rate variability, cortisol levels, catecholamine
30 levels, body temperature).

Compared with placebo, gaboxadol has a protective effect on reducing daytime sleepiness as measured by the MSLT on the last 2 days of 4-nights of sleep restriction. Compared with placebo, gaboxadol increases the amount of slow wave sleep (SWS) during the last 2 nights of 4-nights of sleep restriction.

Example 5

Prospective Assessment of the Efficacy of Gaboxadol in Patients with Tinnitus

This study is designed to determine whether gaboxadol leads to an
5 improvement in tinnitus. The primary objective of this study may be to evaluate the safety and tolerability from Baseline to Week 6 and Week 12 of gaboxadol in adult subjects with tinnitus across different dose levels and in two dosing schedules. The following dosing schedules may be tested against placebo: (1) Once daily (o.d.): An evening dose, titrated to the target dose of 15 mg unless not tolerated; and (2) Twice daily (b.i.d.): Evening and
10 morning doses titrated to the target doses of 15 mg evening dose and 10 mg morning dose unless not tolerated.

The Safety endpoints that relate to this study may include: (1) Frequency and severity of adverse events (AEs) and serious adverse events; (2) Vital signs (weight, blood pressure, temperature); (3) Laboratory parameters (electrolytes, lipids, glucose, liver and pancreas
15 function tests, hematology, creatinine); (4) Suicidality assessed by ABC-Irritability Subscale; (5) EEG (change in background frequency, intensity of epileptiform discharges); and/or (6) Caregivers may maintain an electronic seizure diary (on same device as sleep log).

The secondary objective of this study may include the identification of a set of
20 parameters that may best characterize the efficacy of gaboxadol in adult tinnitus subjects for subsequent efficacy trials. These tests may be administered at four full day site visits (Screening, Baseline, Interim and End of Treatment) by an appropriately trained professional to provide the test to an adult tinnitus patient. Assessments may be based on patient's perception of symptoms.

Tinnitus loudness- visual analogue scale (VAS) [Time Frame: each week: the time between
25 the questionnaire results at the beginning and compared to the results after each week following initial administration. Tinnitus loudness scale: A range of 1-10 scale. the patients choose which number reflects the loudness of the subjective tinnitus which the patients suffer from. the higher the number- the louder the tinnitus. Tinnitus suffer scale: A range of 1-10 scale. the patient choose which number reflects the best the degree in which the tinnitus
30 causes the patient to suffer. the higher the score- the worse is the tinnitus.

Evaluation of sleep may include analysis by actigraphy to measure: (1) Sleep Onset Latency (SOL); (2) Total Sleep Time (TST); (3) Wake After Sleep Onset (WASO) = total # of wake epochs after sleep onset; (4) Nocturnal Awakenings (NA); and/or (5) Sleep Efficiency = total sleep time (TST) of time in bed (TIB). Additional evaluation of sleep may

include analysis of parent/caregiver logs of sleep patterns that may include: (1) bed time; (2) time of sleep onset; (3) number and duration of awakenings; (4) number of disruptive behavior; (5) time of last awakening; and (6) daytime sleepiness.

This study may include three treatment groups. For example, a total of approximately
5 75 subjects may be enrolled and at the completion of the study, there may be approximately 25 subjects in each of the three treatment groups: 1) single evening dose 2) morning and evening dose and 3) placebo.

All subjects may receive a morning dose (either active or placebo) and an evening dose (either active or placebo) during the entire duration of treatment. For example, as
10 illustrated in FIG. 3, two dosing schedules of gaboxadol may be tested: a single evening dose (o.d.; Schedule A) and a morning plus evening dose (b.i.d; Schedule B) designed to provide a more sustained exposure. Schedule C is morning and evening placebo. All subjects may be up-titrated to the target dose unless this target dose is not tolerated (titration conventions described below). All subjects may receive treatment for a maximum of 12 weeks at their
15 optimal tolerated dose.

Doses may be progressively increased in 5 mg increments (active or placebo) to a target dose of 3 capsules evening dose in schedule A and B, and 2 capsules morning dose in schedule B. Each dose escalation may be performed after adequate tolerability has been assessed by caregiver and investigator. For example, treatment initiation at Day 1 with 1
20 capsule (active (Act) or placebo (Plc)) in the evening. Then target up-titration may begin at Day 3 (window + 2 days): If no adverse event (AE) related to the study drug is observed by caregiver and/or the investigator, another capsule (active or placebo) is added in the evening. Again at Day 7 (window + 2 days), Day 10 (window + 2 days) and Day 14 (window + 2 days) if no AE related to the study drug is observed by caregiver and/or the investigator, another
25 capsule (active or placebo) may be added in the morning. Table II below provides a graphic illustration of the titration schedule.

Table II. Titration Schedule

Schedule/Time		Days 1 to 2	Days 3 to 6	Days 7 to 9	Days 10 to 13	Day 14*
Schedule A	Evening	5 mg 1 Capsule	10 mg 2 Capsules	15 mg 3 Capsules	15 mg 3 Capsules	15 mg 3 Capsules
	Morning	None	None	None	Placebo 1 Capsule	Placebo 2 Capsules
Schedule B	Evening	5 mg 1 Capsule	10 mg 2 Capsules	15 mg 3 Capsules	15 mg 3 Capsules	15 mg 3 Capsules
	Morning	None	None	None	5 mg 1 Capsule	10 mg 2 Capsules
Schedule C	Evening	Placebo 1 Capsule	Placebo 2 Capsules	Placebo 3 Capsules	Placebo 3 Capsules	Placebo 3 Capsules
	Morning	None	None	None	Placebo 1 Capsule	Placebo 2 Capsules

* To end of study treatment period

Slowed up-titration or delayed up-titration will be acceptable if tolerability does not allow immediate further dose-escalation at any of the above detailed days (3, 7, 10, 14). Down-titration in the case tolerability is not acceptable (e.g., somnolence, dizziness, change in behavior) after a previous up-titration step or during the course of the 12 week treatment, dose can be reduced to the previous level or even further. However, once a tolerable dose has been reached, it shall remain constant for the duration of the treatment period. Once a target dose is achieved the treatment may continue. For example, at Day 14: Earliest day the target dose can be reached (2 capsules in the morning and 3 in the evening) the subject may be kept stable until End of Treatment visit (week 12) unless intolerability requires down-titration.

All subjects will be screened for participation in the study up to 28 days prior to the first dose administration. Inclusion criteria may include one or more of the following: (1) Age ≥ 18 years, ≤ 40 years; (2) Must possess a clinical diagnosis of tinnitus. Descriptive statistics may be used to summarize all primary and secondary endpoints as well as baseline variables, by treatment group. For continuous variables, n, number of missing values, mean, standard deviation, median, minimum, and maximum will be provided. For categorical variables, frequency and percentage will be presented for each category. Confidence intervals (CI) will be provided where meaningful. All CIs will be two-sided 95% confidence intervals.

10

Example 6

Prospective Assessment of the Efficacy of Gaboxadol and Clobazam in Patients with Tinnitus

This study is designed to determine whether gaboxadol in combination with clobazam leads to an improvement in tinnitus. The primary objective of this study may be to evaluate the safety and tolerability from Baseline to Week 6 and Week 12 of gaboxadol and clobazam in adult subjects with tinnitus across different dose levels and in two dosing schedules. The following dosing schedules may be tested against placebo: (1) Once daily (o.d.): A dose at night, titrated to the target dose of gaboxadol 10mg and clobazam 10 mg unless not tolerated; and (2) Twice daily (b.i.d.): Night and morning doses titrated to the target doses of gaboxadol 10mg and clobazam 10 mg nighttime dose and gaboxadol 10mg and clobazam 10 mg morning dose unless not tolerated.

The Safety endpoints that relate to this study may include: (1) Frequency and severity of adverse events (AEs) and serious adverse events; (2) Vital signs (weight, blood pressure, temperature); (3) Laboratory parameters (electrolytes, lipids, glucose, liver and pancreas function tests, hematology, creatinine); (4) Suicidality assessed by ABC-Irritability Subscale; (5) EEG (change in background frequency, intensity of epileptiform discharges); and/or (6) Caregivers may maintain an electronic seizure diary (on same device as sleep log).

The secondary objective of this study may include the identification of a set of parameters that may best characterize the efficacy of gaboxadol in combination with clobazam in adult tinnitus subjects for subsequent efficacy trials. These tests may be administered at four full day site visits (Screening, Baseline, Interim and End of Treatment) by an appropriately trained professional to provide the test to an adult tinnitus patient. Assessments may be based on patient's perception of symptoms.

Tinnitus loudness- visual analogue scale (VAS) [Time Frame: each week: the time between the questionnaire results at the beginning and compared to the results after each week following initial administration. Tinnitus loudness scale: A range of 1-10 scale. the patients choose which number reflects the loudness of the subjective tinnitus which the patients suffer from. the higher the number- the louder the tinnitus. Tinnitus suffer scale: A range of 1-10 scale. the patient choose which number reflects the best the degree in which the tinnitus causes the patient to suffer. the higher the score- the worse is the tinnitus.

Evaluation of sleep may include analysis by actigraphy to measure: (1) Sleep Onset Latency (SOL); (2) Total Sleep Time (TST); (3) Wake After Sleep Onset (WASO) = total # of wake epochs after sleep onset; (4) Nocturnal Awakenings (NA); and/or (5) Sleep Efficiency = total sleep time (TST) of time in bed (TIB). Additional evaluation of sleep may include analysis of parent/caregiver logs of sleep patterns that may include: (1) bed time; (2) time of sleep onset; (3) number and duration of awakenings; (4) number of disruptive behavior; (5) time of last awakening; and (6) daytime sleepiness.

This study may include three treatment groups. For example, a total of approximately 75 subjects may be enrolled and at the completion of the study, there may be approximately 25 subjects in each of the three treatment groups: 1) single nighttime dose 2) morning and nighttime dose and 3) placebo.

All subjects may receive a morning dose (either active or placebo) and an evening dose (either active or placebo) during the entire duration of treatment. For example, two dosing schedules of gaboxadol and clobazam may be tested: a single evening dose (o.d.; Schedule A) and a morning plus evening dose (b.i.d; Schedule B) designed to provide a more sustained exposure. Schedule C is morning and evening placebo. All subjects may be up-titrated to the target dose unless this target dose is not tolerated (titration conventions described below). All subjects may receive treatment for a maximum of 12 weeks at their optimal tolerated dose.

Doses may be progressively increased in 5 mg increments (active or placebo) to a target dose of 1 capsule nighttime dose in schedule A and B, and 1 capsule morning dose in schedule B. Each dose escalation may be performed after adequate tolerability has been assessed by caregiver and investigator. For example, treatment initiation at Day 1 with 1 capsule (active (Act) or placebo (Plc)) in the evening. Then target up-titration may begin at Day 3 (window + 2 days): If no adverse event (AE) related to the study drugs are observed by caregiver and/or the investigator, another capsule (active or placebo) is added in the evening. Again at Day 7 (window + 2 days), Day 10 (window + 2 days) and Day 14 (window + 2 days)

if no AE related to the study drugs are observed by caregiver and/or the investigator, another capsule (active or placebo) may be added in the morning. Table III below provides a graphic illustration of the titration schedule.

5 Table III. Titration Schedule

Schedule/Time		Days 1 to 2	Days 3 to 6	Days 7 to 9	Days 10 to 13	Day 14*
Schedule A	Bedtime	5 mg gaboxadol 5 mg clobazam 1 Capsule	10 mg gaboxadol 5 mg clobazam 1 Capsule	10 mg gaboxadol 10 mg clobazam 1 Capsule	10 mg gaboxadol 10 mg clobazam 1 Capsule	10 mg gaboxadol 10 mg clobazam 1 Capsule
	Morning	None	None	None	Placebo 1 Capsule	Placebo 1 Capsule
Schedule B	Evening	5 mg gaboxadol 5 mg clobazam 1 Capsule	10 mg gaboxadol 5 mg clobazam 1 Capsule	10 mg gaboxadol 10 mg clobazam 1 Capsule	10 mg gaboxadol 10 mg clobazam 1 Capsule	10 mg gaboxadol 10 mg clobazam 1 Capsule
	Morning	None	None	5 mg gaboxadol 5 mg clobazam 1 Capsule	10 mg gaboxadol 5 mg clobazam 1 Capsule	10 mg gaboxadol 10 mg clobazam 1 Capsule
Schedule C	Evening	Placebo 1 Capsule	Placebo 1 Capsule	Placebo 1 Capsule	Placebo 1 Capsule	Placebo 1 Capsule
	Morning	None	None	None	Placebo 1 Capsule	Placebo 1 Capsule

* To end of study treatment period

Slowed up-titration or delayed up-titration will be acceptable if tolerability does not allow immediate further dose-escalation at any of the above detailed days (3, 7, 10, 14).

10 Down-titration in the case tolerability is not acceptable (e.g., somnolence, dizziness, change

in behavior) after a previous up-titration step or during the course of the 12 week treatment, dose can be reduced to the previous level or even further. However, once a tolerable dose has been reached, it shall remain constant for the duration of the treatment period. Once a target dose is achieved the treatment may continue. For example, at Day 14: Earliest day the target
5 dose can be reached (1 capsule in the morning and 1 in the evening) the subject may be kept stable until End of Treatment visit (week 12) unless intolerability requires down-titration.

All subjects will be screened for participation in the study up to 28 days prior to the first dose administration. Inclusion criteria may include one or more of the following: (1) Age ≥ 18 years, ≤ 40 years; (2) Must possess a clinical diagnosis of tinnitus. Descriptive statistics
10 may be used to summarize all primary and secondary endpoints as well as baseline variables, by treatment group. For continuous variables, n, number of missing values, mean, standard deviation, median, minimum, and maximum will be provided. For categorical variables, frequency and percentage will be presented for each category. Confidence intervals (CI) will be provided where meaningful. All CIs will be two-sided 95% confidence intervals.

15 Those skilled in the art will recognize, or be able to ascertain using no more than routine experimentation, many equivalents to the specific embodiments described herein. Such equivalents are intended to be encompassed by the claims.

What is claimed is:

1. A method of treating tinnitus comprising administering to a patient in need thereof about 0.05 mg to about 30 mg gaboxadol or a pharmaceutically acceptable salt thereof wherein the method provides improvement in the patient for more than 6 hours after administration.
2. The method of claim 1, wherein the patient is administered a composition comprising about 1 mg to about 15 mg gaboxadol or a pharmaceutically acceptable salt thereof.
3. The method of claim 1, wherein the patient is administered a composition comprising about 1 mg to about 10 mg gaboxadol or a pharmaceutically acceptable salt thereof.
4. The method of claim 1, wherein the patient is administered a composition comprising about 1 mg to about 5 mg gaboxadol or a pharmaceutically acceptable salt thereof.
5. The method of claim 1, wherein the *in vivo* plasma profile of the patient 6 hours after administration of the gaboxadol or pharmaceutically acceptable salt thereof is reduced by more than 50%.
6. The method of claim 1, wherein the AUC_{6-12} of the patient 6 hours after administration of the gaboxadol or pharmaceutically acceptable salt thereof is less than 75% of the administered dose.
7. The method of claim 1, wherein the method provides improvement in at least one symptom selected from the group consisting of ringing, roaring, static, buzzing, hissing, whooshing, cricket noises, and jackhammer noises and/or whistling in one or both ears.
8. The method of claim 1, wherein the method provides improvement in the patient for more than 6 hours.
9. The method of claim 1, wherein the method provides improvement in the patient for more than 8 hours.

10. The method of claim 1, wherein the composition provides improvement in the patient for at least 12 hours.
11. A method of treating tinnitus comprising administering to a patient in need thereof gaboxadol or a pharmaceutically acceptable salt thereof wherein the method provides an *in vivo* plasma profile comprising a C_{\max} less than about 400 ng/ml and wherein the method provides improvement in the patient for more than 6 hours after administration of the gaboxadol or a pharmaceutically acceptable salt thereof.
12. A method of treating tinnitus comprising administering to a patient in need thereof gaboxadol or a pharmaceutically acceptable salt thereof wherein the method provides an *in vivo* plasma profile comprising a AUC_{6-12} of less than about 900 ng•hr/ml and wherein the method provides improvement in the patient for more than 6 hours after administration of the gaboxadol or a pharmaceutically acceptable salt thereof.
13. A method of treating tinnitus comprising administering to a patient in need thereof a first pharmaceutical composition comprising gaboxadol or a pharmaceutically acceptable salt thereof and a second pharmaceutical composition comprising gaboxadol or a pharmaceutically acceptable salt thereof wherein the second pharmaceutical composition provides an *in vivo* plasma profile comprising a mean $AUC_{0-\infty}$ of at least 20% less than the first pharmaceutical composition.
14. The method of claim 13, wherein the second pharmaceutical composition provides an *in vivo* plasma profile comprising a mean $AUC_{0-\infty}$ of less than about 900 ng•hr/ml.
15. The method of claim 13, wherein the C_{\max} of the first pharmaceutical composition is more than 20% greater than the C_{\max} of the second pharmaceutical composition.
16. The method of claim 13, wherein the T_{\max} of the first pharmaceutical composition is less than 2 hours.
17. The method of claim 13, wherein the first pharmaceutical composition comprises a dissolution of at least 80% within the first 10 minutes.

18. The method of claim 13, wherein the first pharmaceutical composition and the second pharmaceutical composition are provided in a single dosage form.
19. The method of claim 13, wherein the patient is provided about 0.05 mg/kg/day to about 5 mg/kg/day gaboxadol or a pharmaceutically acceptable salt thereof in the first pharmaceutical composition.
20. The method of claim 13, wherein the first pharmaceutical composition comprises about 0.05 mg to about 30 mg gaboxadol or a pharmaceutically acceptable salt thereof.
21. The method of claim 13, wherein the second pharmaceutical composition comprises about 0.05 mg to about 30 mg gaboxadol or a pharmaceutically acceptable salt thereof.
22. A method of treating tinnitus comprising administering to a patient in need thereof about 0.05 mg to about 30 mg gaboxadol or a pharmaceutically acceptable salt thereof in combination with about 1 mg to about 30 mg clobazam or a pharmaceutically acceptable salt thereof, wherein the method provides improvement in one or more symptoms of tinnitus in the patient.
23. The method of claim 22, wherein the amount of gaboxadol or a pharmaceutically acceptable salt thereof is 5 mg to 20 mg.
24. The method of claim 22, wherein the amount of clobazam or a pharmaceutically acceptable salt thereof is 5 mg to 20 mg.
25. The method of claim 23, wherein the amount of gaboxadol or a pharmaceutically acceptable salt thereof is 10 mg.
26. The method of claim 24, wherein the amount of clozapam or a pharmaceutically acceptable salt thereof is 10 mg.
27. A method of treating acute sensorineural hearing loss comprising administering to a patient in need thereof about 0.05 mg to about 30 mg gaboxadol or a pharmaceutically

acceptable salt thereof wherein the method provides improvement in the patient for more than 6 hours after administration.

28. The method of claim 27, wherein the patient is administered a composition comprising about 1 mg to about 15 mg gaboxadol or a pharmaceutically acceptable salt thereof.
29. The method of claim 27, wherein the patient is administered a composition comprising about 1 mg to about 10 mg gaboxadol or a pharmaceutically acceptable salt thereof.
30. The method of claim 27, wherein the patient is administered a composition comprising about 1 mg to about 5 mg gaboxadol or a pharmaceutically acceptable salt thereof.
31. The method of claim 27, wherein the *in vivo* plasma profile of the patient 6 hours after administration of the gaboxadol or pharmaceutically acceptable salt thereof is reduced by more than 50%.
32. The method of claim 27, wherein the AUC_{6-12} of the patient 6 hours after administration of the gaboxadol or pharmaceutically acceptable salt thereof is less than 75% of the administered dose.
33. The method of claim 27, wherein the method provides improvement in at least one symptom selected from the group consisting of hearing loss, aural fullness, and tinnitus.
34. A method of treating acute sensorineural hearing loss comprising administering to a patient in need thereof about 0.05 mg to about 30 mg gaboxadol or a pharmaceutically acceptable salt thereof in combination with about 1 mg to about 30 mg clobazam or a pharmaceutically acceptable salt thereof, wherein the method provides improvement in one or more symptoms of acute sensorineural hearing loss in the patient.
35. The method of claim 34, wherein the amount of gaboxadol or a pharmaceutically acceptable salt thereof is 5 mg to 20 mg.
36. The method of claim 34, wherein the amount of clobazam or a pharmaceutically acceptable salt thereof is 5 mg to 20 mg.

37. The method of claim 34, wherein the amount of gaboxadol or a pharmaceutically acceptable salt thereof is 10 mg.
38. The method of claim 34, wherein the amount of clobazam or a pharmaceutically acceptable salt thereof is 10 mg.
39. A method of treating Meniere's disease comprising administering to a patient in need thereof about 0.05 mg to about 30 mg gaboxadol or a pharmaceutically acceptable salt thereof wherein the method provides improvement in the patient for more than 6 hours after administration.
40. The method of claim 39, wherein the patient is administered a composition comprising about 1 mg to about 15 mg gaboxadol or a pharmaceutically acceptable salt thereof.
41. The method of claim 39, wherein the patient is administered a composition comprising about 1 mg to about 10 mg gaboxadol or a pharmaceutically acceptable salt thereof.
42. The method of claim 39, wherein the patient is administered a composition comprising about 1 mg to about 5 mg gaboxadol or a pharmaceutically acceptable salt thereof.
43. The method of claim 39, wherein the *in vivo* plasma profile of the patient 6 hours after administration of the gaboxadol or pharmaceutically acceptable salt thereof is reduced by more than 50%.
44. The method of claim 39, wherein the AUC_{6-12} of the patient 6 hours after administration of the gaboxadol or pharmaceutically acceptable salt thereof is less than 75% of the administered dose.
45. The method of claim 39, wherein the method provides improvement in at least one symptom selected from the group consisting of vertigo, hearing loss, tinnitus, hypersensitivity to sounds, and aural fullness.

46. A method of treating Meniere's disease comprising administering to a patient in need thereof about 0.05 mg to about 30 mg gaboxadol or a pharmaceutically acceptable salt thereof in combination with about 1 mg to about 30 mg clobazam or a pharmaceutically acceptable salt thereof, wherein the method provides improvement in one or more symptoms of acute sensorineural hearing loss in the patient.
47. The method of claim 46, wherein the amount of gaboxadol or a pharmaceutically acceptable salt thereof is 5 mg to 20 mg.
48. The method of claim 46, wherein the amount of clobazam or a pharmaceutically acceptable salt thereof is 5 mg to 20 mg.
49. The method of claim 46, wherein the amount of gaboxadol or a pharmaceutically acceptable salt thereof is 10 mg.
50. The method of claim 46, wherein the amount of clobazam or a pharmaceutically acceptable salt thereof is 10 mg.

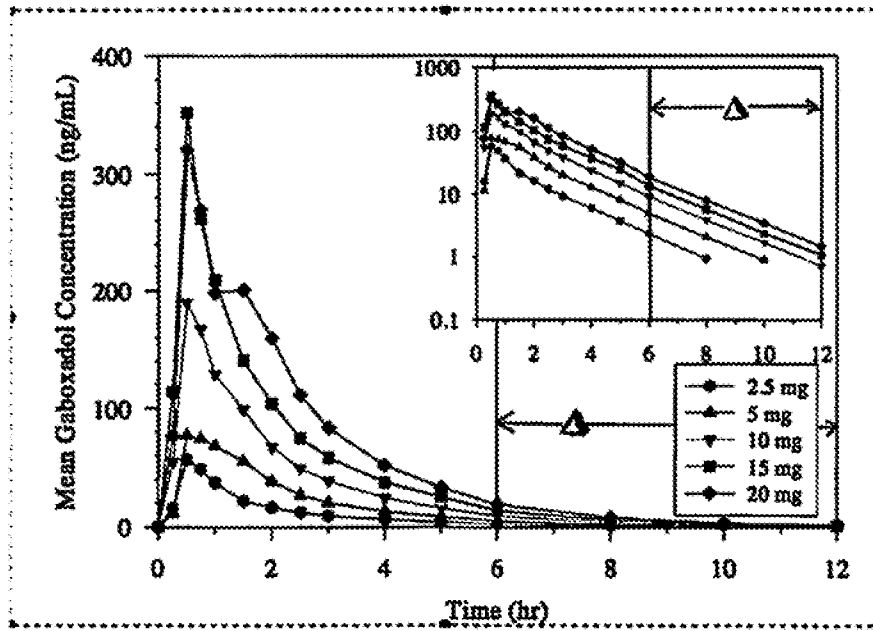


FIG. 1

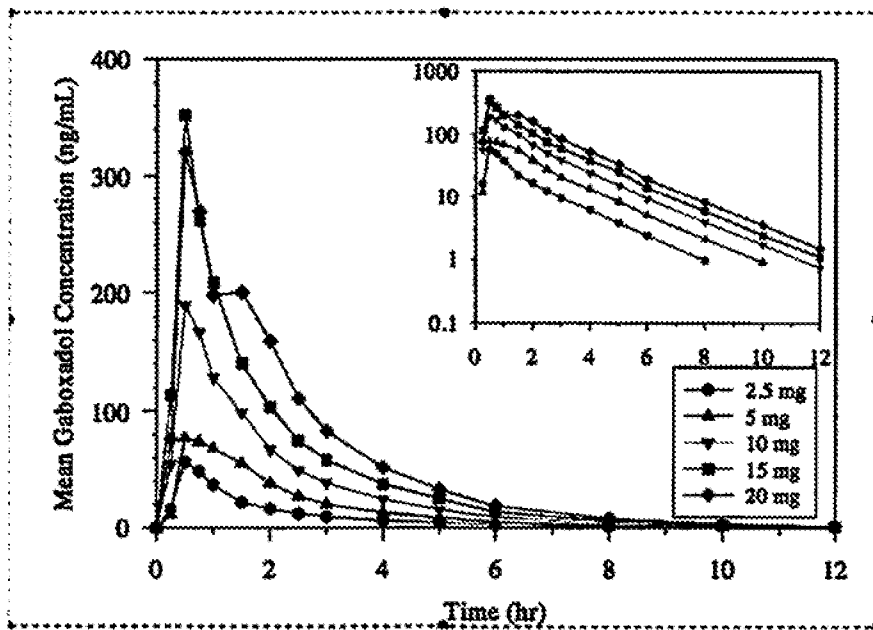


FIG. 2

2/2




FIG. 3

INTERNATIONAL SEARCH REPORT

International application No.
PCT/US 18/16602

A. CLASSIFICATION OF SUBJECT MATTER
IPC(8) - A61K 31/437; A61K 31/424; A61P 25/00 (2018.01)
CPC - C07D 261/00; A61K 31/437; A61K 31/424

According to International Patent Classification (IPC) or to both national classification and IPC

B. FIELDS SEARCHED

Minimum documentation searched (classification system followed by classification symbols)

See Search History Document

Documentation searched other than minimum documentation to the extent that such documents are included in the fields searched

See Search History Document

Electronic data base consulted during the international search (name of data base and, where practicable, search terms used)

See Search History Document

C. DOCUMENTS CONSIDERED TO BE RELEVANT

Category*	Citation of document, with indication, where appropriate, of the relevant passages	Relevant to claim No.
X ----- Y	US 2012/0035207 A1 (McKernan et al.) 9 February 2012 (09.02.2012), para [0012], [0016], [0022], [0033], [0038], [0040], [0041]	1-4, 7-10, 27-30, 33, 39-42, 45 ----- 5-6, 11-26, 31-32, 34-38, 43-44, 46-50
Y	US 2017/0014393 A1 (Ovid Therapeutics Inc) 19 January 2017 (19.01.2017), para [0006], [0009], [0016], [0031], [0041]-[0043], [0045], [0047]-[0050], [0054]; Fig 1	5-6, 11-21, 31-32, 43-44
Y	US 2012/0302554 A1 (KNIPPER-BREER et al.) 29 November 2012 (29.11.2012), para [0005], [0043], [0064]-[0066]	22-26, 34-38, 46-50
A	US 2016/0228418 A1 (Ovid Therapeutics Inc.) 11 August 2016 (11.08.2016), para [0008], [0010], [0103], [0141], [0155], [0206], [0254]	1-50
A	US 2010/0297181 A1 (Hanada et al.) 25 November 2010 (25.11.2010), para [0018]-[0020], [0032], [0244], [0309]	1-50

Further documents are listed in the continuation of Box C.

See patent family annex.

* Special categories of cited documents:

"A" document defining the general state of the art which is not considered to be of particular relevance

"T" later document published after the international filing date or priority date and not in conflict with the application but cited to understand the principle or theory underlying the invention

"E" earlier application or patent but published on or after the international filing date

"X" document of particular relevance; the claimed invention cannot be considered novel or cannot be considered to involve an inventive step when the document is taken alone

"L" document which may throw doubts on priority claim(s) or which is cited to establish the publication date of another citation or other special reason (as specified)

"Y" document of particular relevance; the claimed invention cannot be considered to involve an inventive step when the document is combined with one or more other such documents, such combination being obvious to a person skilled in the art

"O" document referring to an oral disclosure, use, exhibition or other means

"P" document published prior to the international filing date but later than the priority date claimed

"&" document member of the same patent family

Date of the actual completion of the international search

Date of mailing of the international search report

2 April 2018

24 APR 2018

Name and mailing address of the ISA/US

Authorized officer:

Mail Stop PCT, Attn: ISA/US, Commissioner for Patents
P.O. Box 1450, Alexandria, Virginia 22313-1450
Facsimile No. 571-273-8300

Lee W. Young

PCT Helpdesk: 571-272-4300
PCT OSP: 571-272-7774