



US00D717707S

(12) **United States Design Patent**  
**Morgan et al.**

(10) **Patent No.:** **US D717,707 S**

(45) **Date of Patent:** **\*\* Nov. 18, 2014**

(54) **TOOLBOX DOOR AND MOUNTING PANEL**

(71) Applicant: **Mac Trailer Manufacturing, Inc.**,  
Alliance, OH (US)

(72) Inventors: **John Morgan**, Stow, OH (US); **Michael  
A. Conny**, Beloit, OH (US)

(73) Assignee: **Mac Trailer Manufacturing, Inc.**,  
Alliance, OH (US)

(\*\*) Term: **14 Years**

(21) Appl. No.: **29/466,215**

(22) Filed: **Sep. 5, 2013**

**Related U.S. Application Data**

(63) Continuation-in-part of application No. 29/417,607,  
filed on Apr. 5, 2012, now abandoned.

(51) **LOC (10) Cl.** ..... **12-16**

(52) **U.S. Cl.**  
USPC ..... **D12/196**

(58) **Field of Classification Search**

USPC ..... D12/95, 96, 97, 106, 196; D13/152;  
D15/91, 144, 144.1; D19/34, 34.1, 40,  
D19/90; D21/489, 780; D3/201, 232, 238,  
D3/273, 294; D9/414, 423, 456, 457;  
D7/550.1, 554.1; D34/7, 8, 11, 35;  
D32/74; 280/728.3, 762, 769, 830

See application file for complete search history.

(56) **References Cited**

**U.S. PATENT DOCUMENTS**

D57,968 S \* 5/1921 Goodale ..... D7/543  
D141,503 S \* 6/1945 Preis ..... D7/552.1  
D257,310 S \* 10/1980 Cosmopolos ..... D7/587  
D358,770 S \* 5/1995 Hotz ..... D9/447

(Continued)

**OTHER PUBLICATIONS**

“1993 J&L 1600 Cube Vacuum Pneumatic Tank Trailer.” PneuTech.  
Pneumatic Technology Inc., May 5, 2008 [online], [retrieved on May  
26, 2014]. Retrieved from the Internet <URL: <http://www.pneutechtrailer.com/used/2008-05-05/PT-01022/usedPT-01022.htm>>.\*

(Continued)

*Primary Examiner* — Philip S Hyder

*Assistant Examiner* — Darlington Ly

(74) *Attorney, Agent, or Firm* — Sand & Sebolt

(57) **CLAIM**

The ornamental design for a toolbox door and mounting  
panel, as shown and described.

**DESCRIPTION**

FIG. 1 is a front view of the toolbox door and mounting panel  
of the present invention formed between two hoppers of a  
hopper trailer.

FIG. 2 is an enlarged front elevation view of the encircled  
portion of FIG. 1.

FIG. 3 is a top plan view of the toolbox door and mounting  
panel.

FIG. 4 is a bottom plan view of the toolbox door and mounting  
panel.

FIG. 5 is an enlarged top plan view of the encircled portion of  
FIG. 3.

FIG. 6 is an enlarged bottom plan view of the encircled  
portion of FIG. 4.

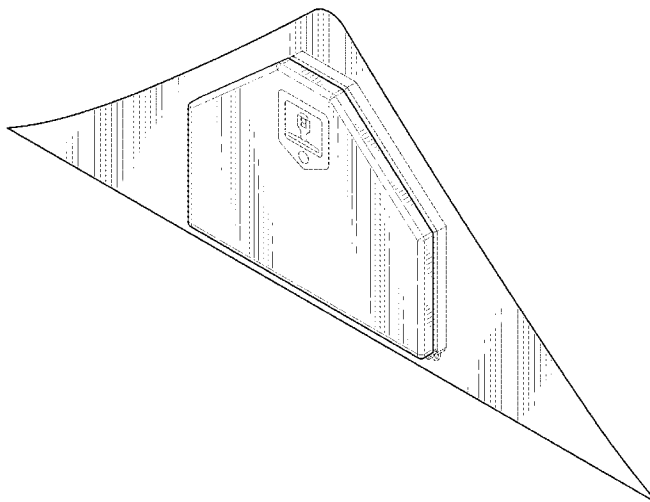
FIG. 7 is an enlarged left elevation view of the toolbox door  
and mounting panel.

FIG. 8 is an enlarged right elevation view of the toolbox door  
and mounting panel; and,

FIG. 9 is an enlarged perspective view of the toolbox door and  
mounting panel as viewed from the right and above.

The broken lines shown in the drawings illustrate environ-  
mental structure of a hopper trailer and portions of the toolbox  
door and mounting panel that forms no part of the claimed  
design.

**1 Claim, 6 Drawing Sheets**



(56)

**References Cited**

U.S. PATENT DOCUMENTS

D392,124 S \* 3/1998 Poterbin ..... D6/475  
 D404,088 S \* 1/1999 Glickman et al. .... D21/489  
 D425,004 S \* 5/2000 Bonvicin ..... D12/197  
 D425,812 S \* 5/2000 Bodo ..... D10/113.4  
 D458,748 S \* 6/2002 Snider ..... D3/282  
 6,440,004 B1 \* 8/2002 Rodriguez ..... 473/218  
 D465,525 S \* 11/2002 Dilday ..... D19/65  
 D477,711 S \* 7/2003 Rossi et al. .... D3/254  
 D478,510 S \* 8/2003 Kumakura ..... D9/457  
 D534,232 S \* 12/2006 Rathbun ..... D21/780  
 D536,079 S \* 1/2007 Leon ..... D23/323  
 7,207,635 B2 \* 4/2007 Simmons ..... 312/125  
 D553,690 S \* 10/2007 Cunningham ..... D20/10  
 D584,054 S \* 1/2009 Massie ..... D3/303  
 D586,970 S \* 2/2009 Berti ..... D32/74  
 D587,452 S \* 3/2009 Bisson ..... D3/272

D592,688 S \* 5/2009 Malmberg ..... D15/144  
 D607,321 S \* 1/2010 Mark ..... D9/423  
 D623,246 S \* 9/2010 Nozato ..... D21/705  
 D634,365 S \* 3/2011 Martinez ..... D19/65  
 D649,733 S \* 11/2011 Epps ..... D34/35  
 D661,585 S \* 6/2012 Anderson et al. .... D9/457

OTHER PUBLICATIONS

“Brock. On-Farm Holding Bins.” Brock Manufacturing., Feb. 20, 2013 [online], [retrieved on May 26, 2014]. Retrieved from the Internet <URL: [http://www.brockmfg.com/uploads/pdf/BR\\_1939\\_201302\\_BRHopperBinsEM.pdf](http://www.brockmfg.com/uploads/pdf/BR_1939_201302_BRHopperBinsEM.pdf)>.\*  
 “Bottom Side Door-added KM70 Coal Hopper Wagon.” Taiyuan Railway Rolling Stock Co., Ltd., May 17, 2010 [online], [retrieved on May 26, 2014]. Retrieved from the Internet <URL: <http://www.railway-vehicle.com/Bottom%20Side%20Door-added%20KM70%20Coal%20Hopper%20Wagon.html>>.\*

\* cited by examiner

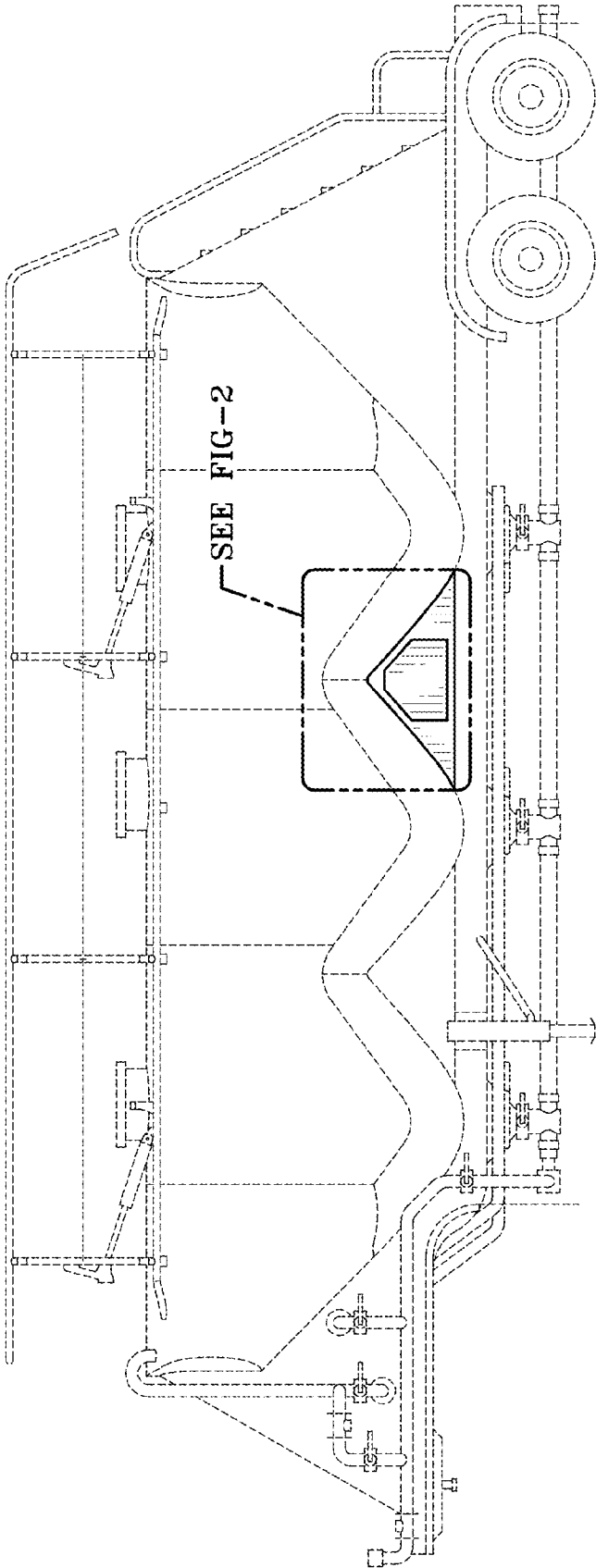


FIG-1

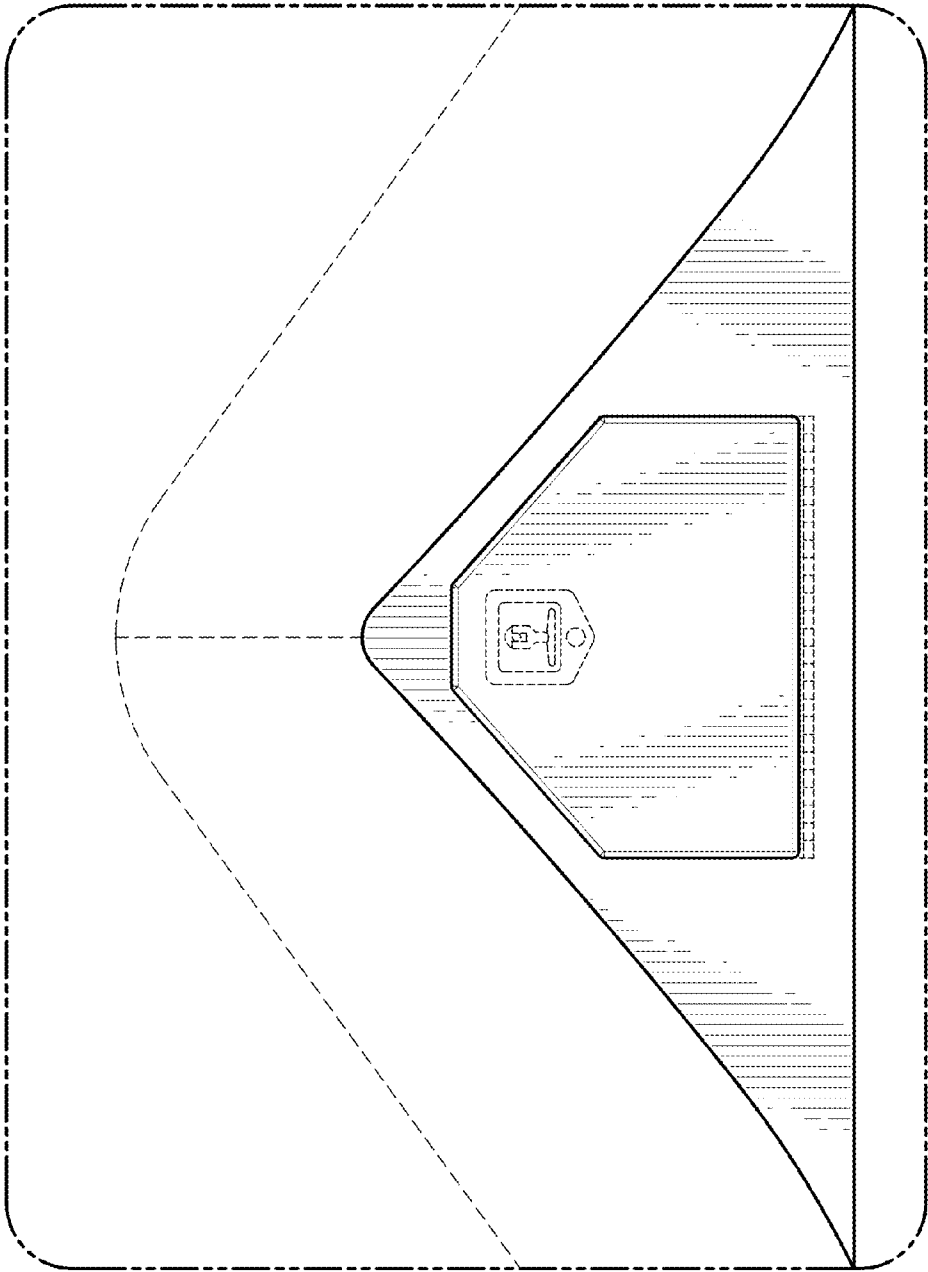
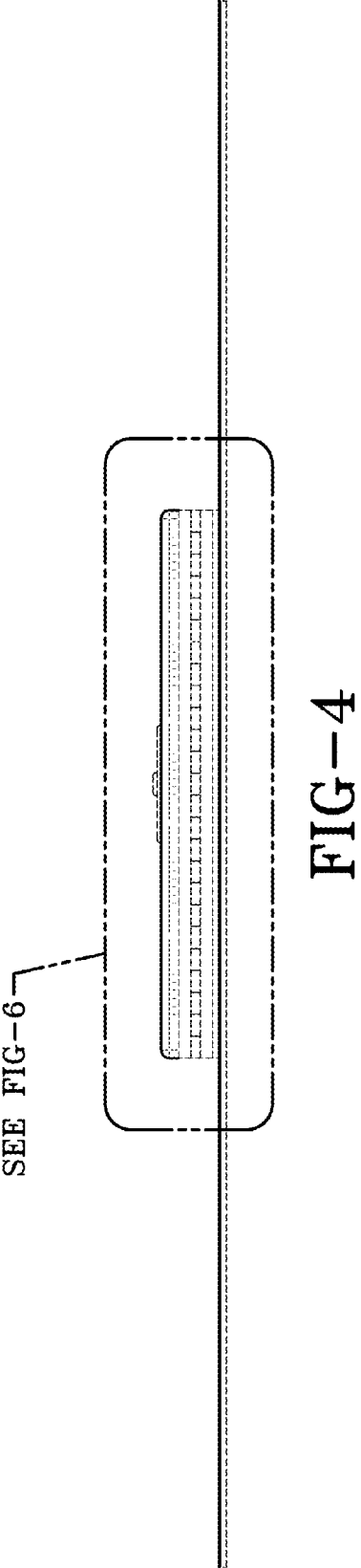
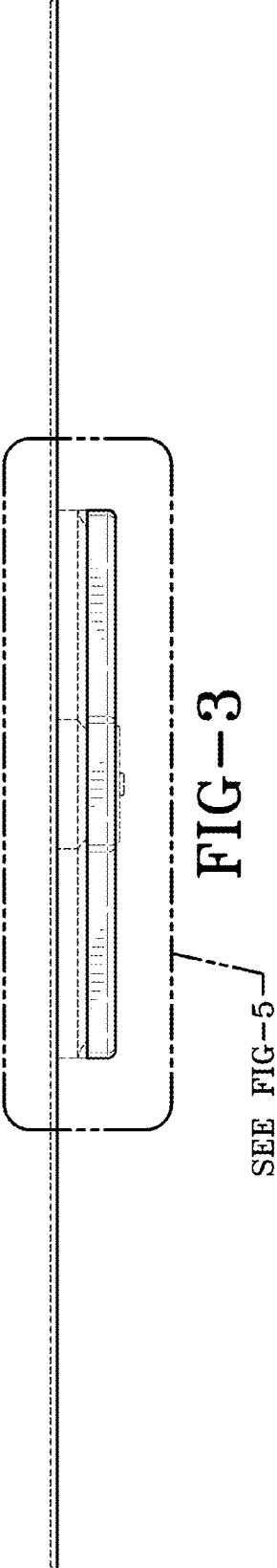


FIG-2



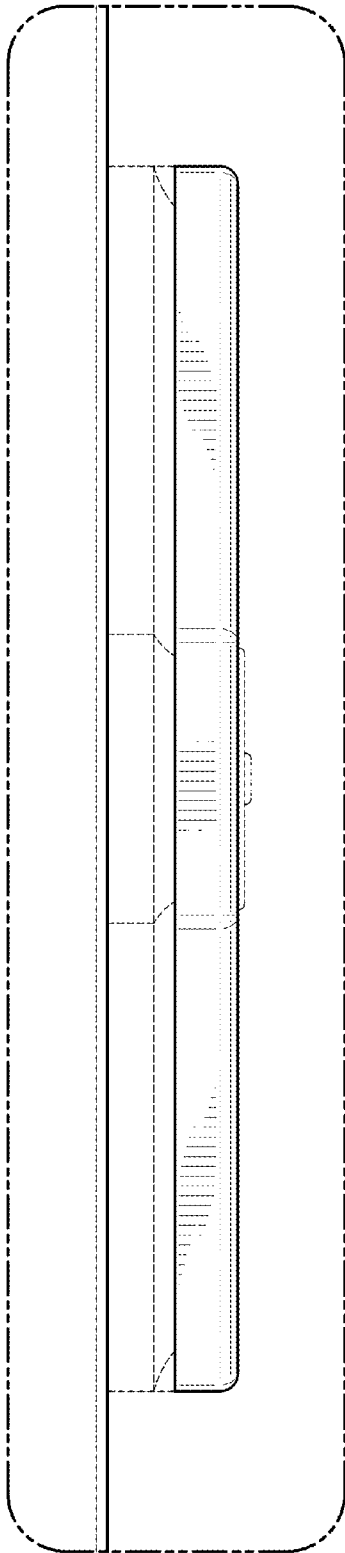


FIG-5

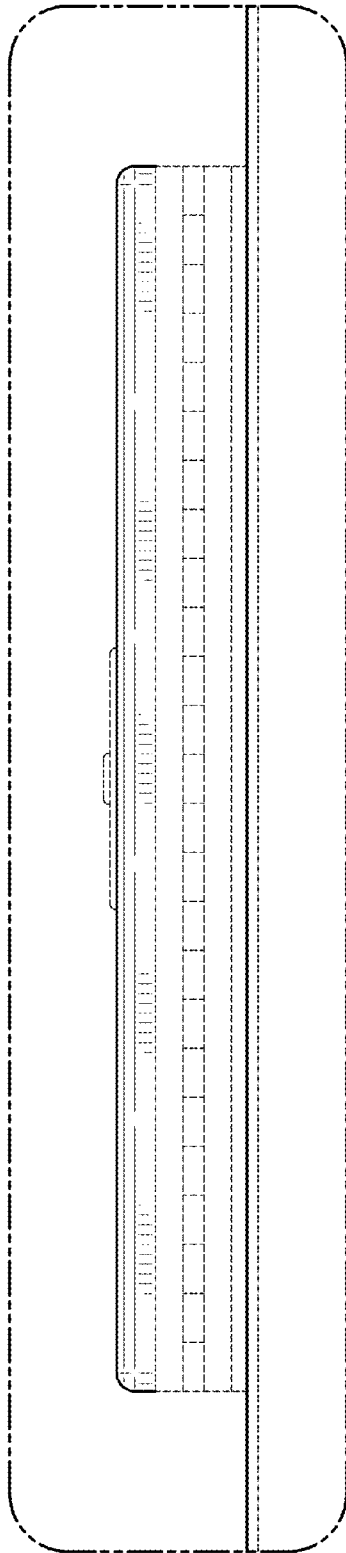


FIG-6

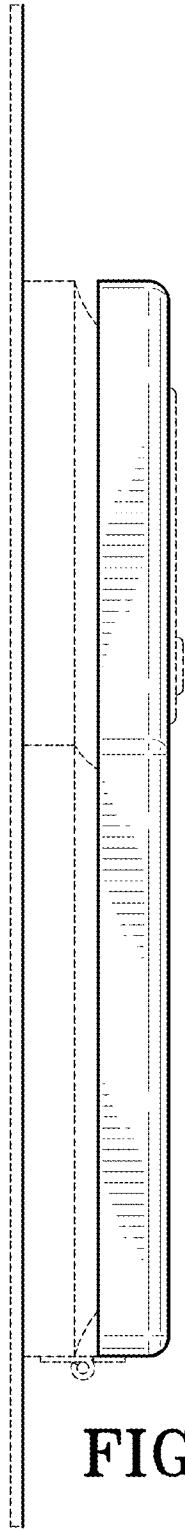


FIG-7

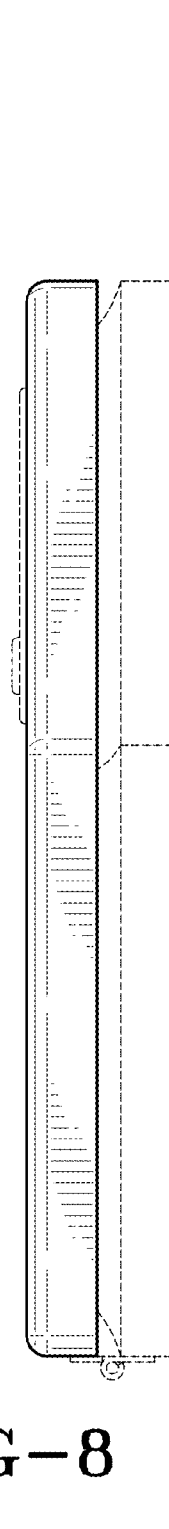


FIG-8

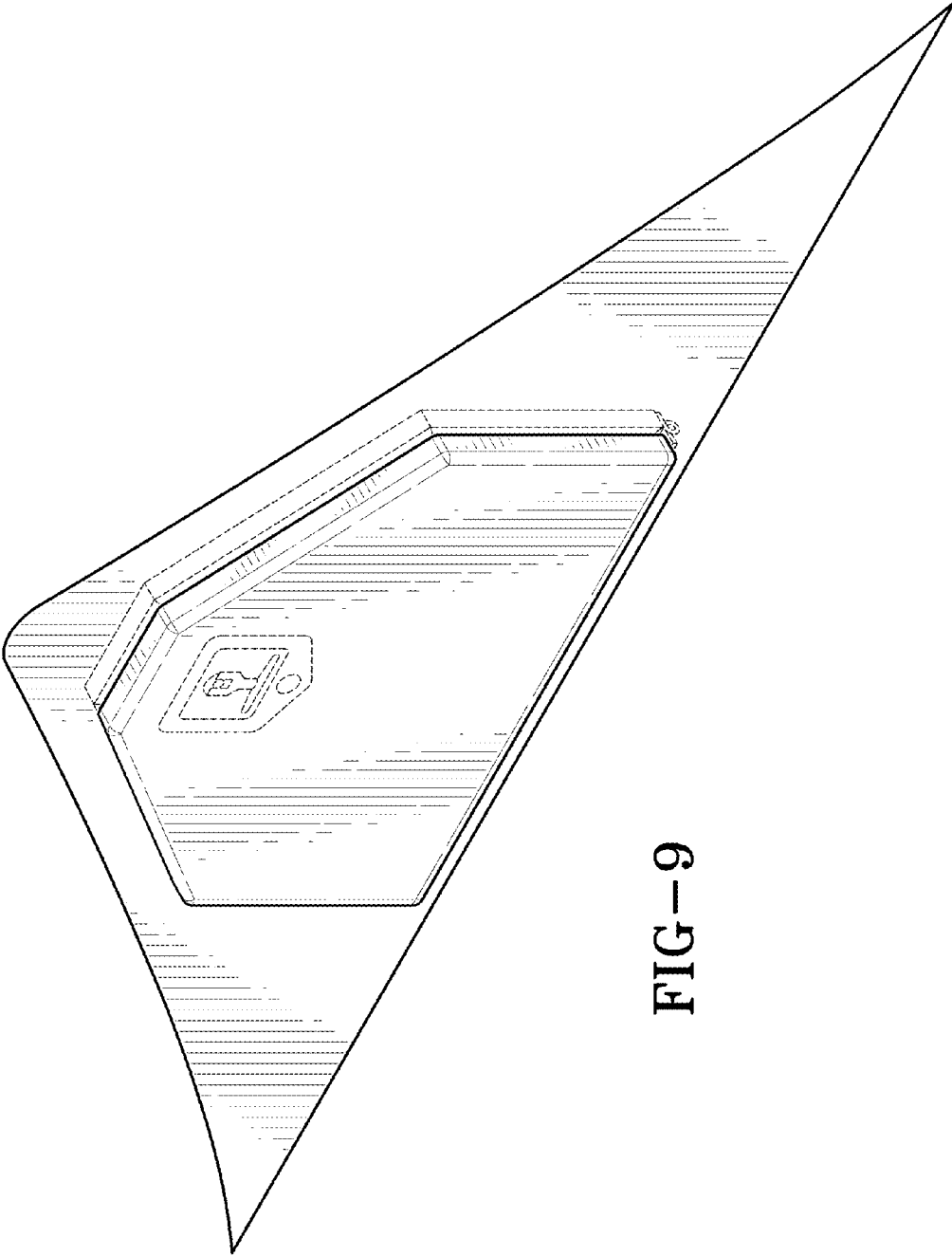


FIG-9