



US0D1010993S

(12) **United States Design Patent**
Huang

(10) **Patent No.:** **US D1,010,993 S**

(45) **Date of Patent:** **** Jan. 16, 2024**

- (54) **SHOE SOLE**
- (71) Applicant: **Xiamen Hwish Import & Export Co., Ltd.**, Xiamen (CN)
- (72) Inventor: **Guilin Huang**, Xiamen (CN)
- (73) Assignee: **Xiamen Hwish Import & Export Co., Ltd.**
- (**) Term: **15 Years**
- (21) Appl. No.: **29/894,774**
- (22) Filed: **Jun. 14, 2023**
- (51) **LOC (14) Cl.** **02-04**
- (52) **U.S. Cl.**
USPC **D2/957; D2/951; D2/960**
- (58) **Field of Classification Search**
USPC D2/902, 906, 908, 916, 918, 925,
D2/946-962, 977; 36/3 B, 22 R, 24.5,
36/25 R, 28, 32 R, 34 R, 59 C, 67 A, 103
CPC A43B 13/00; A43B 13/02; A43B 13/023;
A43B 13/026; A43B 13/04; A43B 13/08;
A43B 13/10; A43B 13/12; A43B 13/14;
A43B 13/141; A43B 13/143; A43B
13/16; A43B 13/18; A43B 13/181; A43B
13/187; A43B 13/189; A43B 13/20; A43B
13/22; A43B 13/223; A43B 13/24; A43B
13/28; A43B 13/30; A43B 13/32; A43B
13/34; A43B 13/36
See application file for complete search history.

D389,995 S *	2/1998	Cockrell	D2/947
D414,317 S *	9/1999	Lubart	D2/951
D424,793 S *	5/2000	Lubart	D2/951
D433,792 S *	11/2000	Cockrell	D2/947
D445,243 S *	7/2001	Cockrell	D2/947
D446,912 S *	8/2001	Cockrell	D2/909
D446,914 S *	8/2001	Cockrell	D2/977
D446,915 S *	8/2001	Cockrell	D2/959
D447,326 S *	9/2001	Cockrell	D2/959
D511,881 S *	11/2005	Cockrell	D2/947
D512,821 S *	12/2005	Lee	D2/959
D514,287 S *	2/2006	Cockrell	D2/947
D523,215 S *	6/2006	Drazic	D2/960
D529,694 S *	10/2006	Cockrell	D2/951
D529,695 S *	10/2006	Cockrell	D2/951
D529,696 S *	10/2006	Cockrell	D2/951
D530,067 S *	10/2006	Cockrell	D2/951

(Continued)

Primary Examiner — T Chase Nelson
(74) *Attorney, Agent, or Firm* — Jose Cherson Weissbrot

(57) **CLAIM**

The ornamental design for a shoe sole, as shown and described.

DESCRIPTION

FIG. 1 is a first perspective view of a shoe sole showing my new design;
 FIG. 2 is a second perspective view thereof;
 FIG. 3 is a front view thereof;
 FIG. 4 is a back view thereof;
 FIG. 5 is a left side view thereof;
 FIG. 6 is a right side view thereof;
 FIG. 7 is a top view thereof;
 FIG. 8 is a bottom view thereof; and,
 FIG. 9 is an enlarged view of the selected portion 9 in FIG. 2.

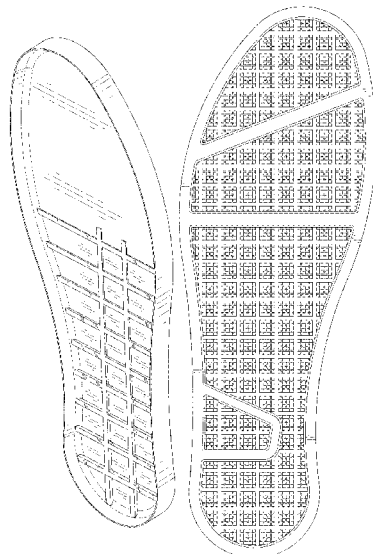
The alternating length broken lines seen in FIGS. 2 and 9 show the boundaries of the enlarged partial view of FIG. 9 and form no part of the claimed design.

1 Claim, 9 Drawing Sheets

(56) **References Cited**

U.S. PATENT DOCUMENTS

D255,176 S *	6/1980	Fuzita	D2/953
D255,177 S *	6/1980	Fuzita	D2/953
D335,572 S *	5/1993	Peterson	D2/959
D353,480 S *	12/1994	Merceron	D2/956
D378,240 S *	3/1997	Merceron	D2/947
D379,114 S *	5/1997	Merceron	D2/954



(56)

References Cited

U.S. PATENT DOCUMENTS

D530,894 S *	10/2006	Cockrell	D2/951	D808,624 S *	1/2018	He	D2/951
D530,895 S *	10/2006	Cockrell	D2/951	D818,253 S *	5/2018	Liu	D2/951
D542,017 S *	5/2007	Cockrell	D2/960	D831,940 S *	10/2018	Chow	D2/951
D552,759 S *	10/2007	Murdock	D25/138	D832,561 S *	11/2018	Chow	D2/951
D560,884 S *	2/2008	McClaskie	D2/977	D832,562 S *	11/2018	Chow	D2/951
D564,191 S *	3/2008	Jensen	D2/960	D841,960 S *	3/2019	Chow	D2/951
D571,089 S *	6/2008	Centurione	D2/956	D841,961 S *	3/2019	Chow	D2/951
D572,885 S *	7/2008	Jensen	D2/960	D841,962 S *	3/2019	Chow	D2/951
D572,886 S *	7/2008	Jensen	D2/960	D845,595 S *	4/2019	Swegle	D2/951
D573,335 S *	7/2008	Jensen	D2/960	D852,482 S *	7/2019	Tao	D2/951
D597,735 S *	8/2009	Norton	D2/957	D882,923 S *	5/2020	Kuerbis	D2/951
D611,691 S *	3/2010	Lubart	D2/947	D920,650 S *	6/2021	Lubart	D2/947
D612,141 S *	3/2010	Moon	D2/962	D929,096 S *	8/2021	Kim	D2/947
D616,187 S *	5/2010	Moon	D2/951	D943,258 S *	2/2022	Jury	D2/951
D619,346 S *	7/2010	Moon	D2/951	11,246,376 B2 *	2/2022	Lubart	A43B 5/08
D622,944 S *	9/2010	Moon	D2/951	D970,174 S	11/2022	Della Valle et al.	
D622,946 S *	9/2010	Moon	D2/951	D972,260 S *	12/2022	Shan	D2/947
D622,947 S *	9/2010	Moon	D2/951	D978,508 S	2/2023	Schneider et al.	
D625,091 S *	10/2010	Moon	D2/951	D980,601 S	3/2023	Zhong	
D625,092 S *	10/2010	Moon	D2/951	2002/0078598 A1 *	6/2002	Bell	A43B 13/223 36/102
D632,880 S *	2/2011	Youn	D2/951	2010/0180394 A1 *	7/2010	Lubart	A47L 23/24 15/237
D635,342 S *	4/2011	Youn	D2/951	2011/0017373 A1 *	1/2011	Lee	A43B 13/223 152/209.18
D646,050 S *	10/2011	Norton	D2/957	2011/0067267 A1 *	3/2011	Lubart	A43B 3/0063 36/43
D652,202 S *	1/2012	Huh	D2/951	2014/0150297 A1 *	6/2014	Holmes	A43B 5/06 36/103
D653,438 S *	2/2012	Moon	D2/951	2014/0259789 A1 *	9/2014	Dojan	A43B 7/1445 36/103
D656,721 S *	4/2012	Huh	D2/951	2015/0068063 A1 *	3/2015	Farris	A43B 13/141 36/103
D661,477 S *	6/2012	Kubis	D2/951	2016/0174659 A1 *	6/2016	Lubart	A43B 13/223 36/59 C
D664,748 S *	8/2012	Lubart	A43B 5/06 D2/959	2017/0157893 A1 *	6/2017	Simmons	B32B 7/022
D666,394 S *	9/2012	Mentha	D2/951	2017/0318904 A1 *	11/2017	McDonald	A43B 13/12
D671,305 S *	11/2012	Escobar	D2/947	2018/0035754 A1 *	2/2018	Inomata	A43B 5/06
D671,306 S *	11/2012	Tzenos	D2/947	2018/0289105 A1 *	10/2018	Hatfield	A43B 13/125
D674,585 S *	1/2013	Kubis	D2/951	2020/0060386 A1 *	2/2020	Lubart	A43B 13/22
D696,005 S *	12/2013	Kubis	D2/951	2020/0275732 A1 *	9/2020	Crary	A43B 1/0018
D734,603 S *	7/2015	Francis	D2/951	2020/0315293 A1 *	10/2020	Zhao	A43B 3/0052
D758,709 S *	6/2016	Youn	D2/962	2022/0000217 A1 *	1/2022	Kubis	A43B 13/122
D765,962 S *	9/2016	Brilliant	D2/951				
D768,369 S *	10/2016	Padilla	D2/951				
D773,165 S *	12/2016	Youn	D2/962				
D797,426 S *	9/2017	Wegener	D2/947				
D802,899 S *	11/2017	Bischoff	D2/947				

* cited by examiner




FIG. 1

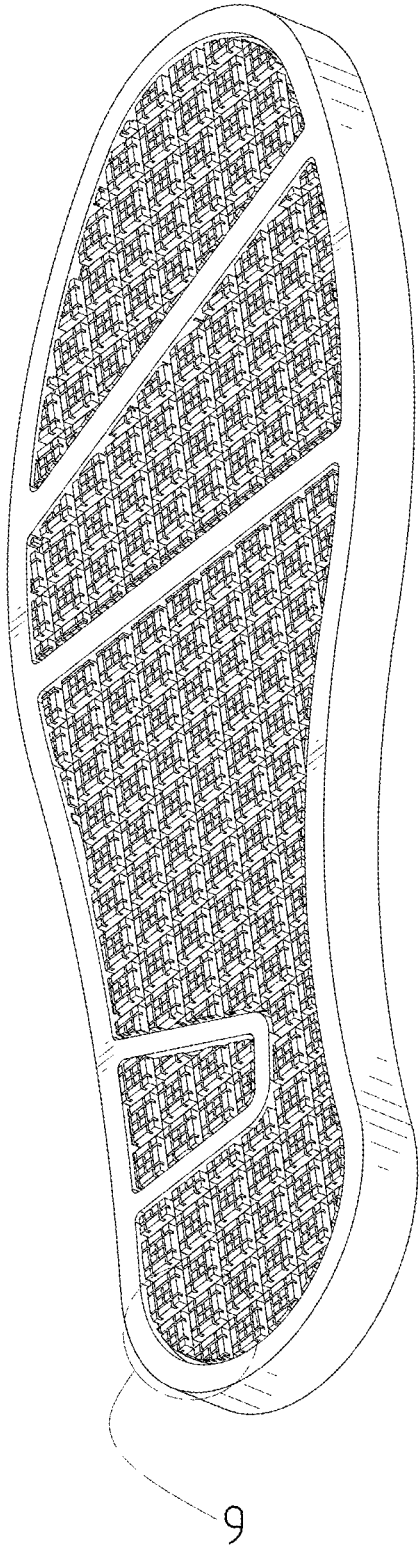


FIG. 2

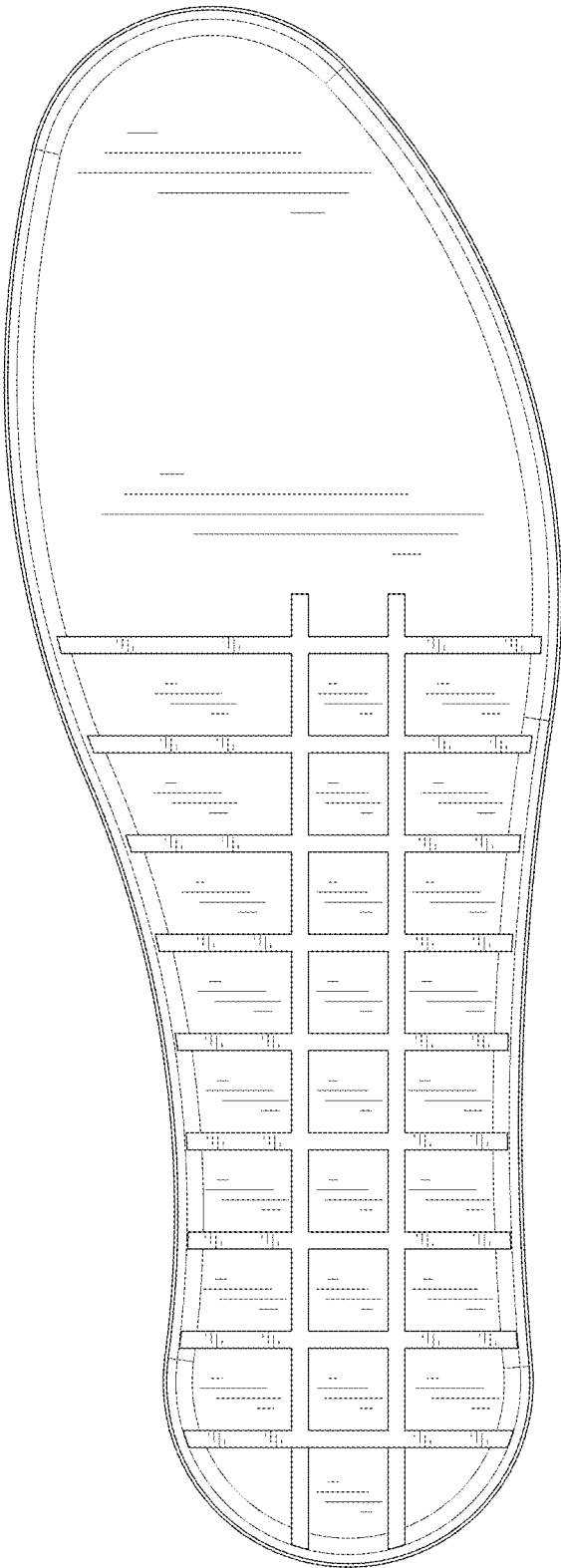


FIG. 3

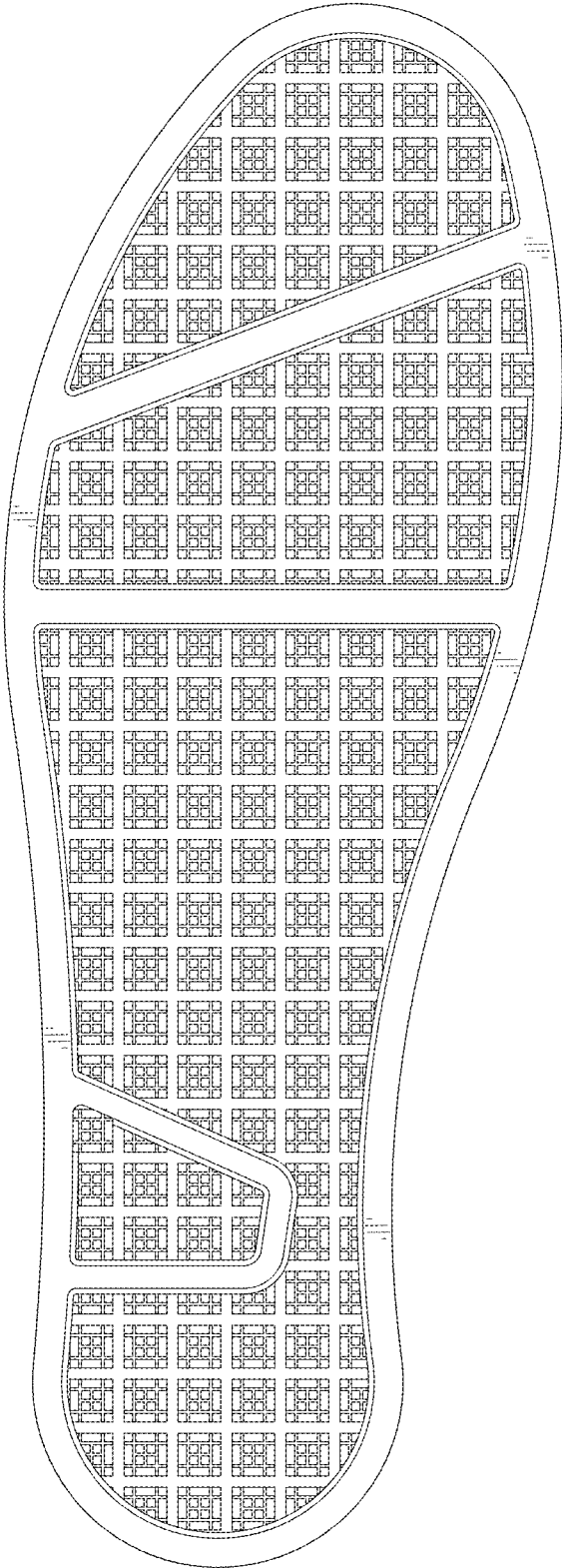


FIG. 4



FIG. 5




FIG. 7



FIG. 8

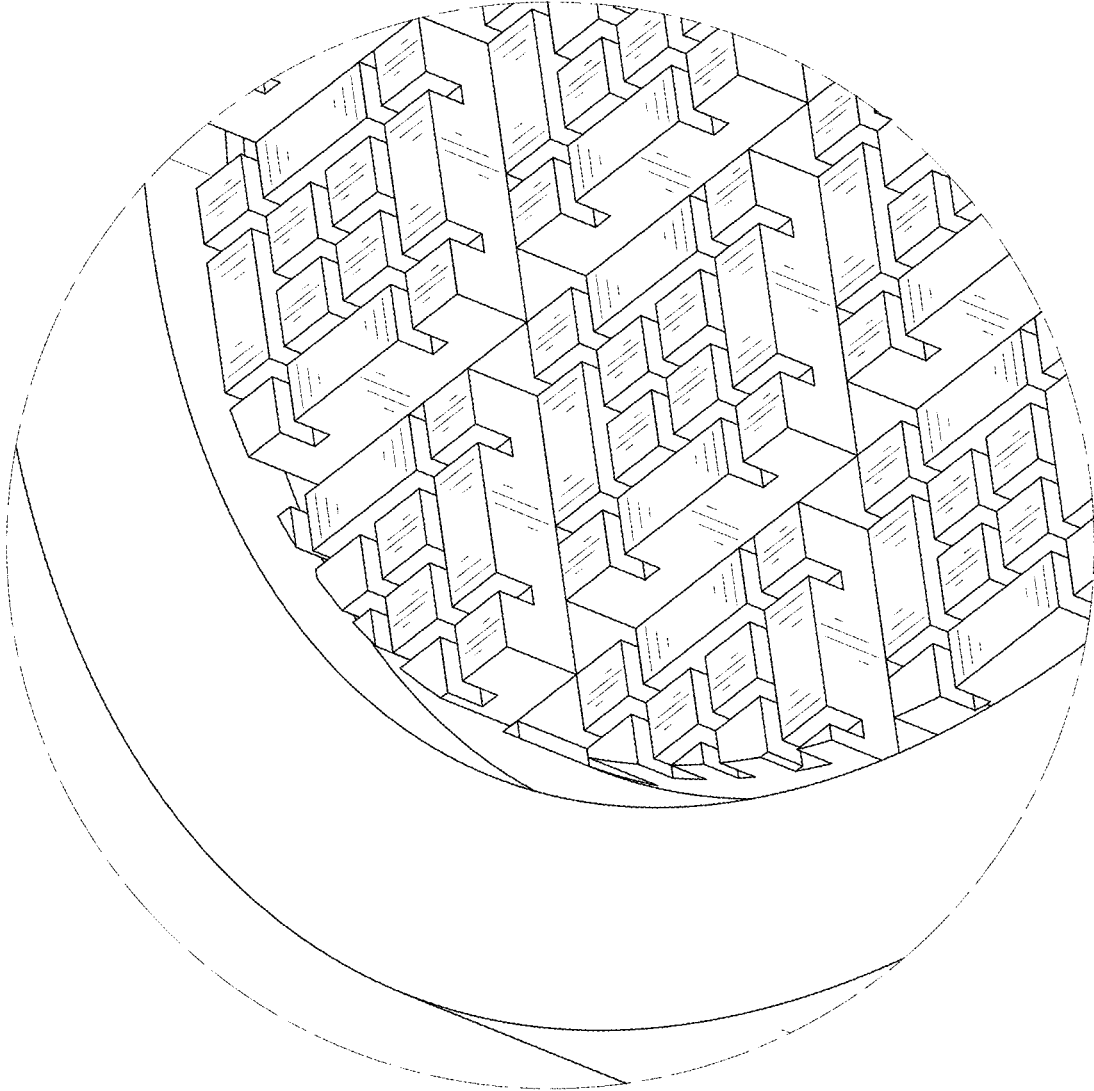


FIG. 9