(No Model.)

R. W. McLAURY.

STABLE FLOOR.

No. 456,274. Patented July 21, 1891.

Fig. 1.

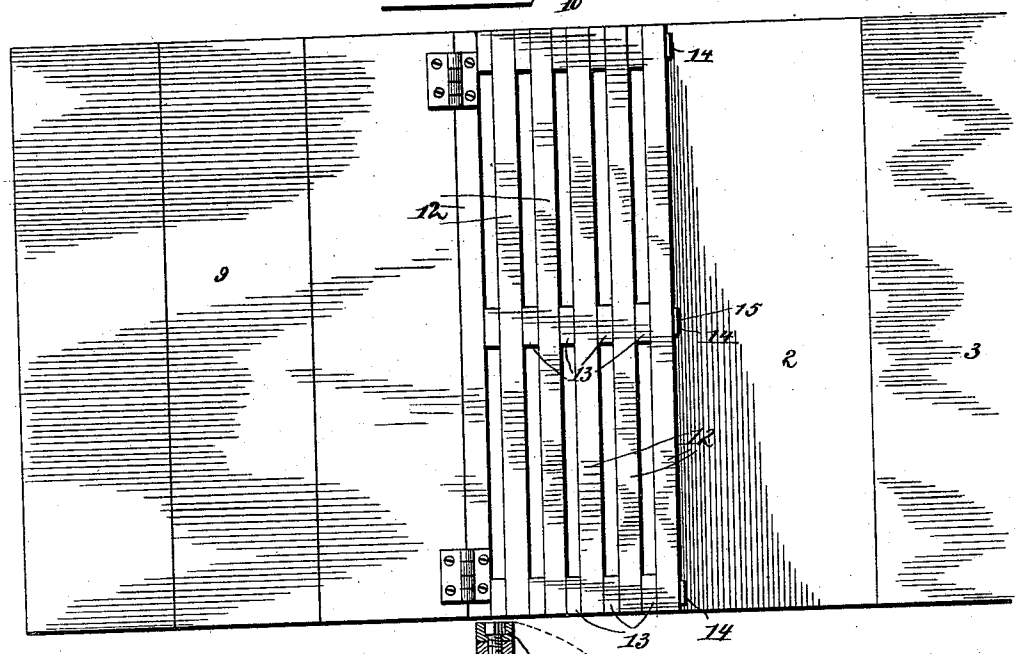

Fig. 2.

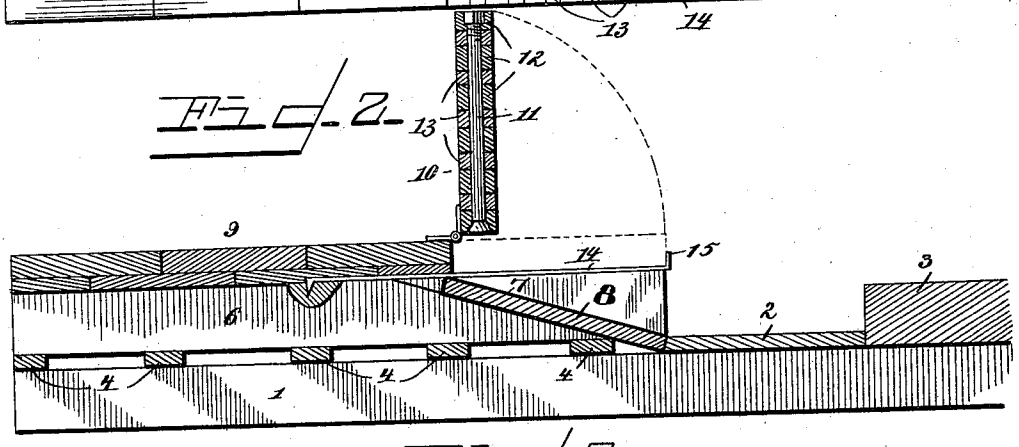

Fig. 3.

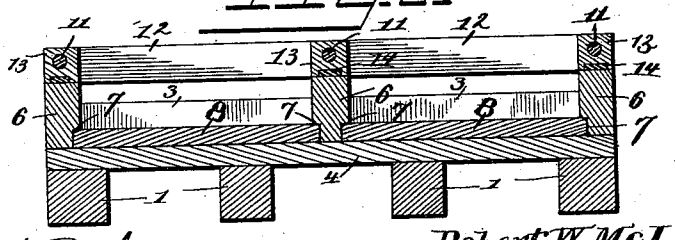

Witnesses
H. G. Dieterich
H. C. Riley

Inventor
Robert W. McLaury.
By his Attorneys,
C. A. Snow & Co.

THE NORRIS PETERS CO., PHOTO-LITHO., WASHINGTON, D. C.

UNITED STATES PATENT OFFICE.

ROBERT W. McLAURY, OF WALTON, NEW YORK.

STABLE-FLOOR.

SPECIFICATION forming part of Letters Patent No. 456,274, dated July 21, 1891.

Application filed March 4, 1891. Serial No. 383,747. (No model.)

To all whom it may concern:

Be it known that I, ROBERT W. McLAURY, a citizen of the United States, residing at Walton, in the county of Delaware and State of New York, have invented a new and useful Stable-Floor, of which the following is a specification.

The invention relates to improvements in stables.

The object of the present invention is to simplify and improve the construction of stables and to provide a floor which will enable the stable to be readily cleaned and which will enable cows to be conveniently and cleanly kept during winter.

The invention consists in the construction and novel combination and arrangement of parts hereinafter fully described, illustrated in the accompanying drawings, and pointed out in the claims hereto appended.

In the drawings, Figure 1 is a plan view of a portion of a stable-floor constructed in accordance with this invention. Fig. 2 is a longitudinal sectional view, the hinged open portion being raised. Fig. 3 is a transverse sectional view.

Referring to the accompanying drawings, 1 designates the main sills or joists of a stable-floor, and secured to the joists 1 is a bottom board 2 of a trough, which is arranged at the outer end of the stalls and which is composed of the said bottom board and an outer side board 3, and is adapted to receive the stable cleanings and dirt. Arranged at intervals on the joists 1 are transverse pieces 4, which are arranged parallel with the trough or gutter 2 and have secured to them sills 6, that support the floor of the stalls. The sills are arranged at intervals and are preferably so disposed that one will be located between each animal, and they are provided in their opposed faces with inclined grooves 7, which receive boards 8, having their lower ends arranged adjacent the bottom board 2 of the trough or gutter 2, and forming inclined chutes to direct liquid into the trough or gutter. The floor or surface consists of a solid portion 9, arranged at the head of the stalls, and an open portion 10, hinged to the solid portion 9 above the boards 8 and adapted to be raised when it is desired to shovel from the inclined chutes. The upper face of the solid portion 9 is flush with the upper face of the open portion 10, which is composed of a series of strips 11, secured together by bolts 12, and spaced by blocks 13. The open portion 11 is secured in its lowered position by hooks 14, which are constructed of flat metal and extend along the upper edges of the sills 6 and protect the same, and are provided at their outer ends 15 with projections to engage the hinged portion 10. The inner ends of the hooks are provided with downwardly-projecting points to engage the sills, from between which the inclined board may be moved.

It will be seen that the stable-floor is simple and inexpensive in construction and adapted to be readily increased at the stalls by adding more strips 11 to accommodate larger animals; and I desire it to be understood that I do not limit myself to the precise details of construction, as I may without departing from the spirit of the invention make minor changes therein, such as beveling the outer ends of the sills 6 and the lower edges of the strips 11, when the open portion 9 is of greater thickness than the solid portion 10 and it is desired to have their upper faces flush.

What I claim is—

1. In a stable-floor, the combination of the sills 6, the trough or gutter arranged at the outer ends of the sills, the inclined boards 8, forming chutes and arranged between the sills and having their lower ends terminating adjacent to the trough, the solid portion 9, arranged upon the sills, the open portion 10, hinged to the solid portion above the boards, and the hooks secured to the sills and extending along the same and provided at their inner ends with depending points to engage the sills and arranged to engage and lock the open portion, substantially as described.

2. In a stable-floor, the combination of the sills provided with oppositely-arranged inclined grooves, the trough or gutter arranged at the outer ends of the sills, the inclined boards arranged between the sills in the grooves and being removable therefrom and extending to the trough or gutter and forming

chutes, the solid portion 9, and the open portion 10, hinged to the solid portion and consisting of transverse strips spaced apart and arranged at intervals, the bolts or rods securing the strips together, and the spacing-blocks arranged on the bolts or rods, substantially as described.

In testimony that I claim the foregoing as my own I have hereto affixed my signature in presence of two witnesses.

ROBERT W. McLAURY.

Witnesses:
ELI T. GOULD,
EDWIN W. POND.