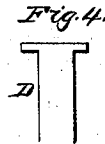
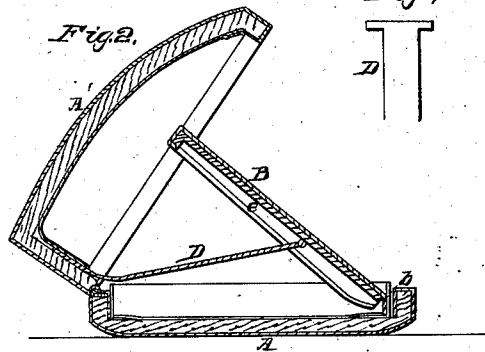

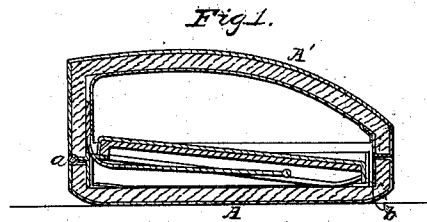


G.F. Kolb.

Jewel Case,

No. 47,430.

Patented Apr. 25, 1865.



WITNESSES:
Wm. Albert Steel,
W. R. Delaney

INVENTOR:
G. F. Kolb,
by his Attorney.

Henry B. Bursar

UNITED STATES PATENT OFFICE.

G. F. KOLB, OF PHILADELPHIA, PENNSYLVANIA.

JEWEL-CASE.

Specification forming part of Letters Patent No. **47,430**, dated April 25, 1865.

To all whom it may concern:

Be it known that I, G. F. KOLB, of Philadelphia, Pennsylvania, have invented an Improved Jewelry Case; and I do hereby declare the following to be a full, clear, and exact description of the same, reference being had to the accompanying drawings, and to the letters of reference marked thereon.

My improved jewelry-case consists of upper and lower external portions, an internal leaf, and a spring, the whole being constructed and operating substantially as described hereinafter, so that the case may be more compact and less costly than those commonly used, while it affords every facility for the desired display of the contents.

In order to enable others skilled in the art to make my invention, I will now proceed to describe the manner of constructing the same.

On reference to the accompanying drawings, which form a part of this specification, Figure 1 is a transverse section of my improved jewelry-case with the lid depressed; Fig. 2, the same with the lid elevated; Fig. 3, a transverse section of the internal leaf, and Fig. 4 part of the elevating-spring.

Similar letters refer to similar parts throughout the several views.

A represents the lower portion of the case, and A' the upper portion or lid, the latter being hinged to the former at *a*. The case may be of any form suitable for the article of jewelry which it has to contain, and may be made of wood covered with embossed morocco and lined with satin, as usual, the two portions being secured in front by the ordinary spring-clasp or other suitable fastening.

A leaf, B, is hinged at *b* to the lower portion, A, of the case, which is sufficiently deep to receive the said leaf when the latter is depressed, the upper portion of the case being of sufficient capacity to inclose the article of jewelry without pressing hard on the same. A spring, D, is secured at one end to the inside and rear of the upper portion, A', of the case, the outer end of the spring being of the

form represented in Fig. 4, so as to be adapted to the T-shaped groove *e* of the leaf B. (See Fig. 3.) The leaf is covered with silk plush or velvet, or other rich fabric, to which the article of jewelry is attached.

In ordinary jewelry-cases the velvet-covered bed, to which the article is confined, forms a part of the lower portion of the case, and is inclined from the rear downward, so that the jewel may be in the best position for proper display. As the lid must inclose this inclined bed as well as the jewel thereon, the case must of necessity be somewhat bulky and cumbrous, as well as expensive, owing to the quantity of fancy and costly material required for covering and lining. The jewel is attached to the velvet-covered face of the leaf B, which (when the lid A' is elevated) is maintained by the spring D in a proper inclined position for the display of the jewel. On depressing the lid the T-shaped end of the spring, acting on the similarly-shaped groove *e* of the leaf, will depress the latter, so that when the lid is closed the leaf will occupy the position shown in Fig. 1 and cover the jewel.

As my improved case is of sufficient capacity only to contain the jewel, the leaf, and the spring, and as the usual permanent inclined bed is avoided, it will be evident that it must be more compact and cheap than the usual cases.

I claim as my invention and desire to secure by Letters Patent—

The within-described jewelry-case, composed of the lower portion, A, the upper portion or lid, A', the leaf B, and spring D, the whole being constructed and operating substantially as and for the purpose herein set forth.

In testimony whereof I have signed my name to this specification in the presence of two subscribing witnesses.

G. F. KOLB.

Witnesses:

CHARLES E. FOSTER,
W. J. R. DELANY.