


(No Model.)

C. H. OSTRANDER.

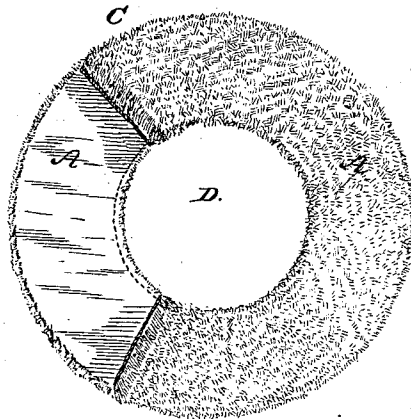
GARMENT SLEEVE.

No. 332,553.

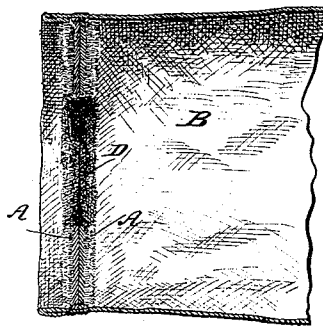
Patented Dec. 15, 1885.



*Fig. 1.*



*Fig. 2.*



*Fig. 3.*

WITNESSES:

*Frederic L. Dieterich,*  
*for A. Ryan*

INVENTOR.

*Charles H. Ostrander*  
by  
*Charles H. Ostrander*  
ATTORNEYS.

# UNITED STATES PATENT OFFICE.

CHARLES H. OSTRANDER, OF PLATTSBURG, NEW YORK.

## GARMENT-SLEEVE.

SPECIFICATION forming part of Letters Patent No. 332,553, dated December 15, 1885.

Application filed March 7, 1885. S. rial No. 158,011. (No model.)

*To all whom it may concern:*

Be it known that I, CHARLES H. OSTRANDER, a citizen of the United States, residing at Plattsburg, in the county of Clinton and State of New York, have invented certain new and useful Improvements in the Sleeves of Coats and other Garments, of which the following is a specification.

My invention relates to improvements in the sleeves of coats and other garments in which the device hereinafter described provides a close and warm fitting of the sleeve around the wrist, thereby excluding the air from the sleeve and retaining its warmth. I attain these objects by the device illustrated in the accompanying drawings, in which—

Figure 1 represents a flat seamless ring of fur or other suitable material. Fig. 2 represents a partly broken or sectional view showing two flat seamless rings attached to each other on the inner edges; Fig. 3, a longitudinal section of the lower end of a sleeve with the double ring attached.

Similar letters refer to similar parts in the several views.

I attain the desired result by cutting from fur or other suitable material two flat seamless rings, A A, which I attach to each other on the inner circular edges, thus forming a double ring, C, with the aperture D made to conform to the size of the wearer's wrist. The double ring C, of fur or other suitable material, is attached at its outer edge to the inner portion of the sleeve B. This construction of a double ring or perforated diaphragm, C, attached to the lower end of a sleeve, readily allows the passage of the hand through the opening D, as the inner edge of the double

ring is pushed outwardly by the pressure of the hand, and also causes the inner edge of the ring, after the passage of the hand, to hug the wrist, and allows free and unrestricted motion of the arm, and excludes the air from the arm. In withdrawing the hand the inner edge of the double ring is drawn inwardly by the pressure and readily allows the hand to be drawn through.

While I have shown and described a diaphragm made of fur, it is manifest that I may employ any of the well known equivalents or substitutes therefor—such as plush, velvets, &c.

I am aware that various elastic fur bands and wristlets for muffs and sleeves have been provided, but such muffs and sleeves have some form of an elastic or spring which very soon becomes more or less ineffectual, produces more or less an uncomfortable feeling to the wrist, and are more expensive in their construction. Therefore I do not claim such invention, broadly; but

What I do claim, and desire to secure by Letters Patent, is—

The herein-described article of manufacture, the same consisting of a garment-sleeve having secured to the inner side thereof, at or near its lower end, an annular perforated disk or diaphragm, the same comprising two sections of fur set face to face and secured to each other and at the outer periphery of the diaphragm to the sleeve, as set forth.

CHARLES H. OSTRANDER.

Witnesses:

DAVID F. DOBIE,  
WILLIS L. WEVER.