



US00D456015S

(12) **United States Design Patent** (10) **Patent No.:** **US D456,015 S**
Santos (45) **Date of Patent:** **** Apr. 23, 2002**

- (54) **DJ MIXER**
- (75) Inventor: **Mar Cee Santos**, 1816 Eastwood Dr.
Las Vegas 89104, NV (US)
- (73) Assignee: **Mar Santos**, Las Vegas, NV (US)
- (**) Term: **14 Years**
- (21) Appl. No.: **29/139,208**
- (22) Filed: **Mar. 26, 2001**
- (51) **LOC (7) Cl.** **14-01**
- (52) **U.S. Cl.** **D14/217**
- (58) **Field of Search** D14/217, 161,
D14/162, 167, 239, 260, 496; 381/103,
118, 119; 379/202; 84/625, 660, 697

- D426,231 S * 6/2000 Mackie D14/217
- D436,250 S * 12/2000 Mackie et al. D14/217

FOREIGN PATENT DOCUMENTS

JP 9-28483 * 2/1997

* cited by examiner

Primary Examiner—Prabhakar Deshmukh

(57) **CLAIM**

The ornamental design for a dj mixer, as shown.

DESCRIPTION

Djs use a dj mixer for mixing the audio signals of two phonograph players. They also use the volume faders and cross-fader as manipulators made into plural units to be used during play in real-time.

FIG. 1 is a top plan view of a dj mixer showing my new design;

FIG. 2 is a right side elevational view thereof;

FIG. 3 is a left side elevational view thereof;

FIG. 4 is a front elevational view thereof; and,

FIG. 5 is a rear elevational view thereof.

(56) **References Cited**

U.S. PATENT DOCUMENTS

- D244,215 S * 5/1977 Ross D14/217
- D325,383 S * 4/1992 Ito et al. D14/217
- D326,454 S * 5/1992 Ito et al. D14/162
- 5,257,317 A * 10/1993 Stavrou 381/119
- 5,608,807 A * 3/1997 Brunelle 84/625
- D408,820 S * 4/1999 Ito et al. D14/217

1 Claim, 4 Drawing Sheets

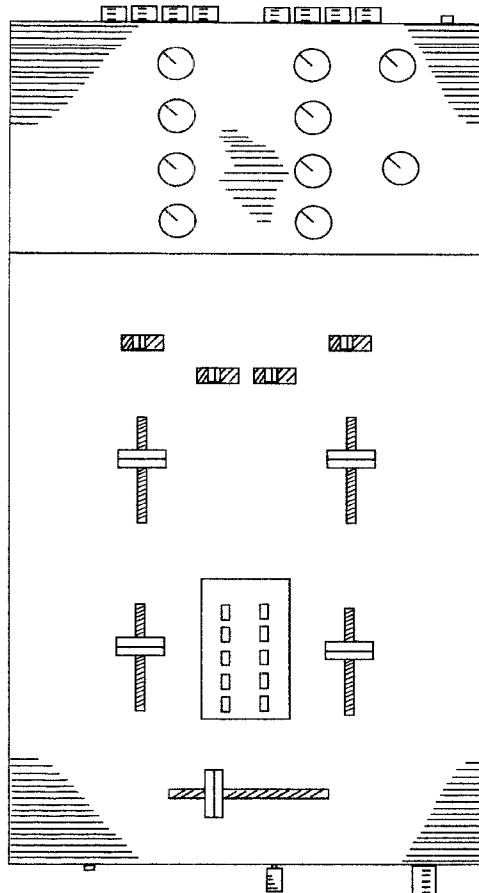


FIG. 1

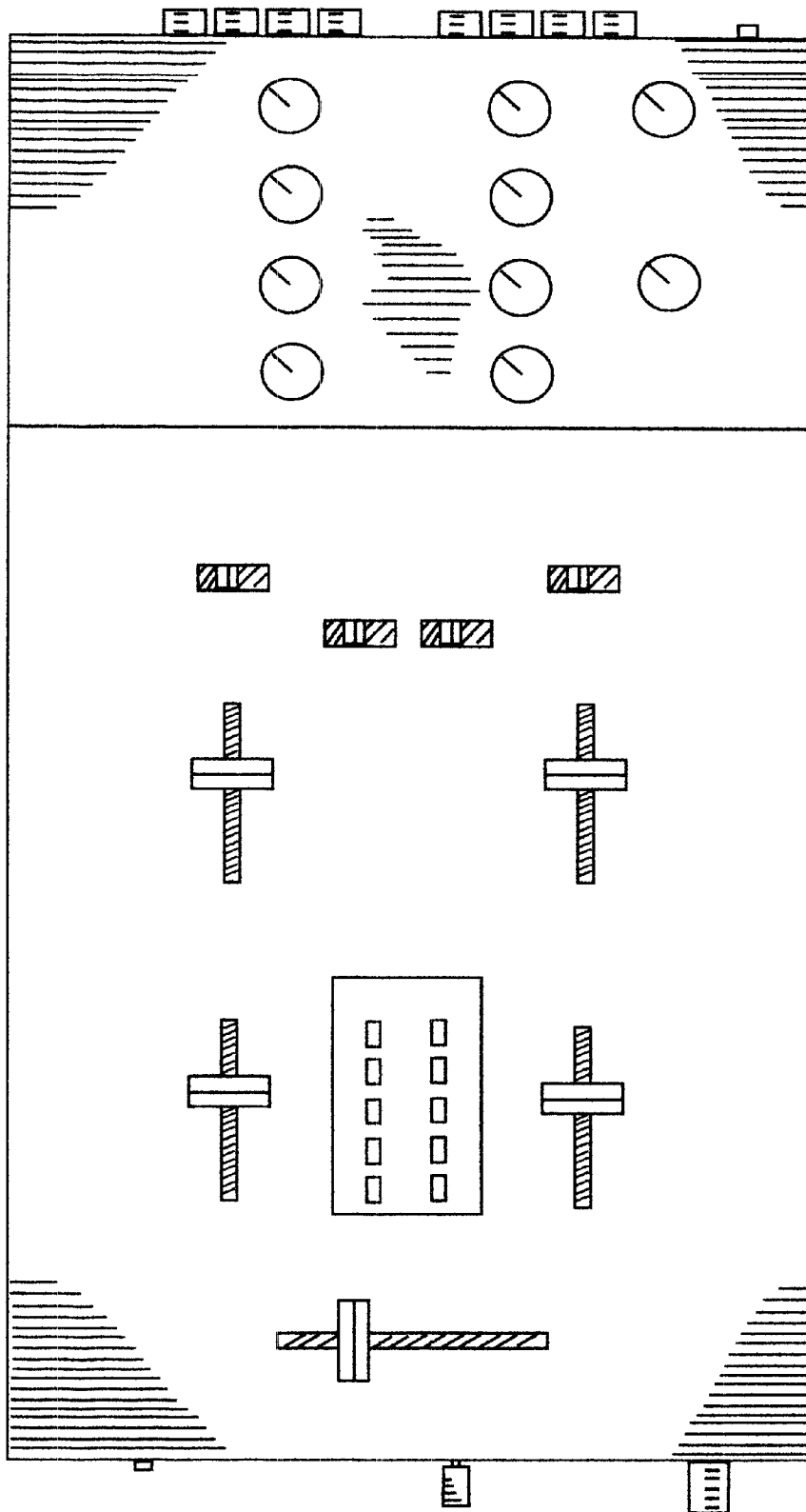


FIG. 2

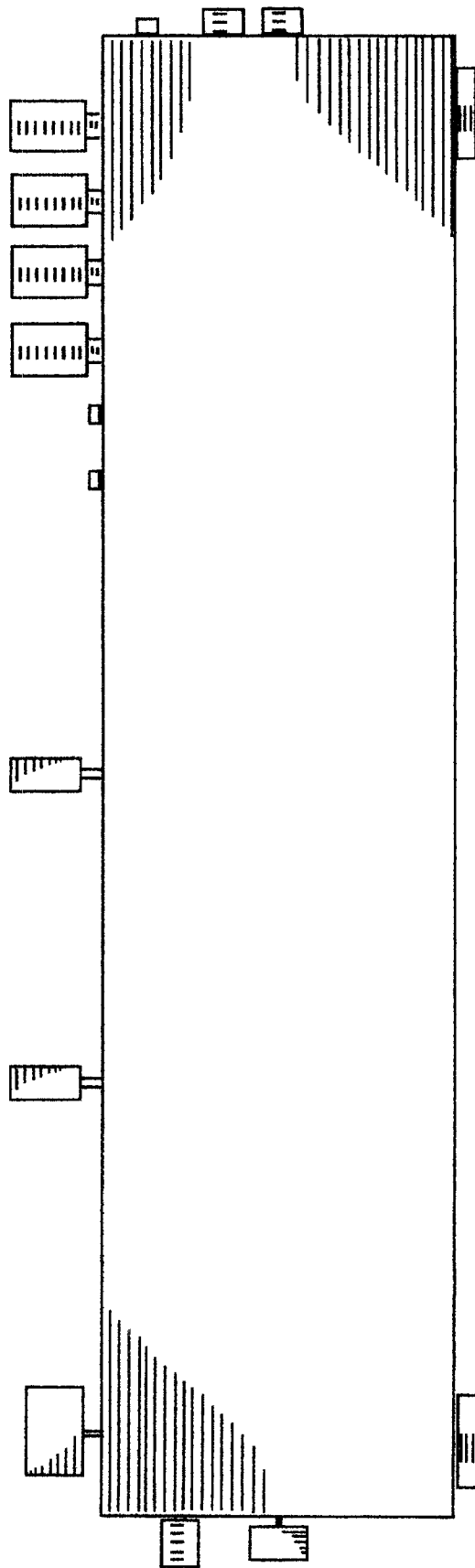


FIG. 3

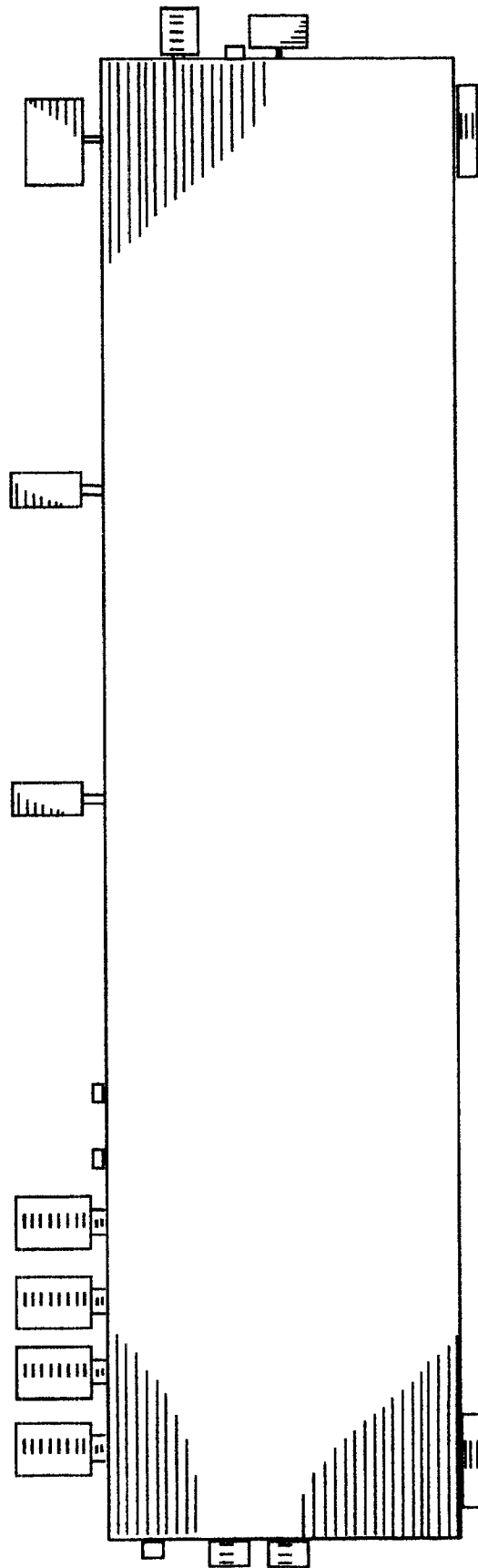


FIG. 4

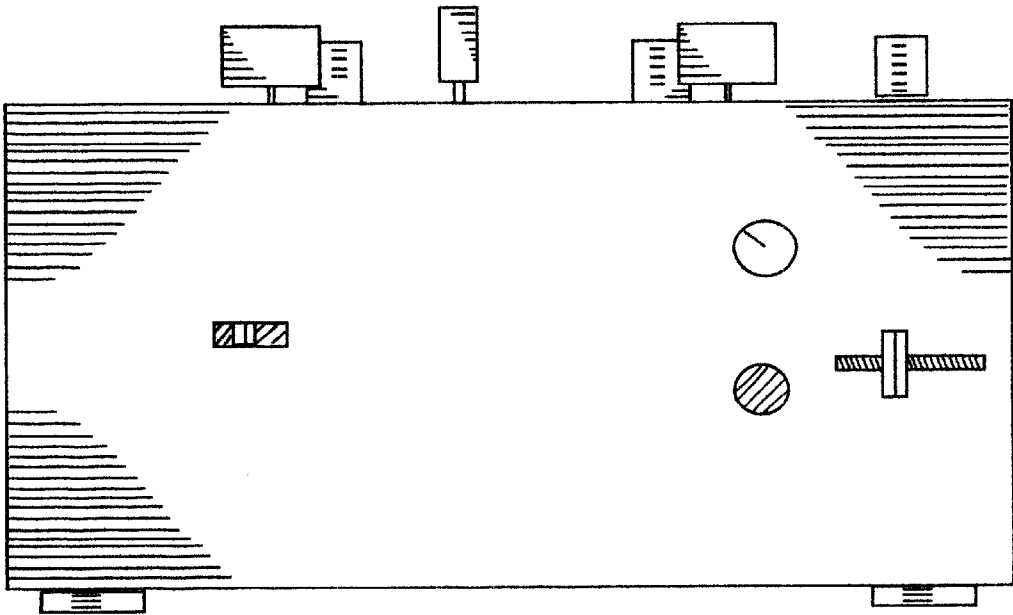


FIG. 5

