

G. L. Shuttleworth,

Paint Brush.

No. 107,200.

Patented Sept. 6. 1870.

Fig. 1.

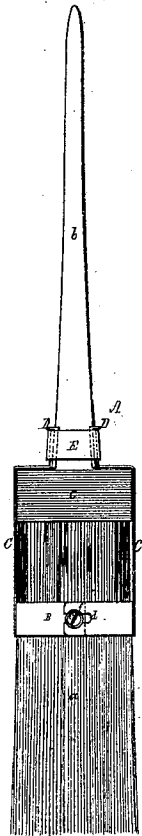


Fig. 3.

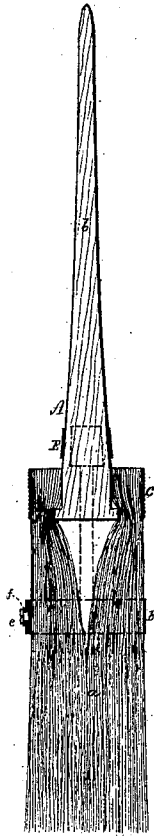
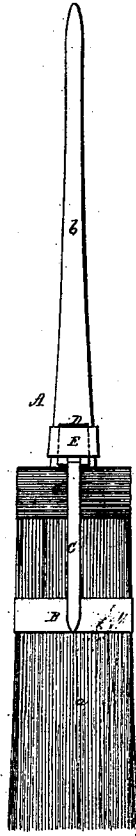


Fig. 2.



Witnesses
S. M. Piper
L. N. Hallen

G. L. Shuttleworth.
by his attorney
N. H. Ledy

United States Patent Office.

GEORGE L. SHUTTLEWORTH, OF SHARON, ASSIGNOR TO HIMSELF AND
DARWIN E. WASHBURN, OF WOODSTOCK, VERMONT.

Letters Patent No. 107,200, dated September 6, 1870.

IMPROVED PAINT-BRUSH.

The Schedule referred to in these Letters Patent and making part of the same.

To all persons to whom these presents may come:

Be it known that I, GEORGE L. SHUTTLEWORTH, of Sharon, of the county of Windsor, of the State of Vermont, have invented a new and useful Improvement in Paint-Brushes; and do hereby declare the same to be fully described in the following specification, and represented in the accompanying drawing, of which—

Figures 1 and 2 are side elevations, and

Figure 3, a longitudinal section of a brush provided with my invention.

In such drawing—

A denotes a painter's brush, of which

a is the stock or body of bristles;

b, the tapering handle; and

c, the ferrule.

Extending around the mass of bristles is a metallic band, B, one end of which overlaps the other, a slot, *d*, being made in the overlapping part, to receive a screw, *e*, which goes through such slot, and a washer, *f*, and is screwed into the part overlapped, the whole being in order to allow the band to be either expanded or contracted, as circumstances may require.

From opposite parts of such band B, two elastic arms, C C, are extended upward, and terminate in two jaws, D D, embracing the handle, or resting against opposite parts of it, the whole being as represented.

About the handle and the said jaws, an elastic tube, E, of India rubber, is extended, it serving, by its contractile power, to draw the two jaws into close contact with the handle, and thereby hold the band B in place in the mass of bristles.

Owing to the elasticity of the two arms C C and the tube E, the jaws will be preserved in contact with the handle, the tube admitting the jaws to move apart or toward each other, so as to accommodate them to the taper of the handle, and still hold them with sufficient friction against such handle.

In proportion as the mass of bristles may become worn by use is the encompassing band to be moved upward on the brush-body, the purpose of the band being well understood.

The advantages of my adjustable brush-band, made as described, are its ready adaptability to brushes of various sizes, its easy adjustment on a brush relatively to the points of the bristles, and its capability of readily accommodating itself to the taper of the handle, and holding with the proper degree of friction the expansive band in place on the bristles.

I am aware that it is not new to apply to the bristles of a brush an encompassing band or tube adjustable thereon, and, therefore, I make no claim to such.

What I do claim as my invention or improvement is—

The construction and combination of devices as explained; that is, elastic arms C C, the jaws D D, and the elastic tube E, as constructed, arranged, and combined with the contractile tube B, made as set forth, and with the brush-body and handle, as specified.

GEORGE L. SHUTTLEWORTH.

Witnesses:

R. H. EDDY,

J. R. SNOW.