



US00D738832S

(12) **United States Design Patent**
Hussell et al.

(10) **Patent No.:** **US D738,832 S**
(45) **Date of Patent:** **** Sep. 15, 2015**

(54) **LIGHT EMITTING DIODE (LED) PACKAGE**

(71) Applicant: **CREE, Inc.**, Durham, NC (US)

(72) Inventors: **Christopher P. Hussell**, Cary, NC (US);
Erin R. F. Welch, Chapel Hill, NC (US);
Jesse Colin Reiherzer, Wake Forest, NC (US)

(73) Assignee: **Cree, Inc.**, Durham, NC (US)

(**) Term: **14 Years**

(21) Appl. No.: **29/444,591**

(22) Filed: **Jan. 31, 2013**

Related U.S. Application Data

(63) Continuation-in-part of application No. 11/398,214, filed on Apr. 4, 2006, now Pat. No. 8,969,908.

(51) **LOC (10) Cl.** **13-03**

(52) **U.S. Cl.** **D13/180**

(58) **Field of Classification Search**

USPC D13/180; D26/1; 257/79, 80, 81, 88, 257/89, 95, 98, 99, 100, E33.058; 313/483, 313/498, 500; 362/555, 800
CPC ... H01L 25/167; H01L 25/0753; H01L 27/15; H01L 27/156; H01L 33/00; H01L 33/04; H01L 33/08; H01L 33/10; H01L 33/20; H01L 33/38; H01L 33/42; H01L 33/481; H01L 33/483; H01L 33/486

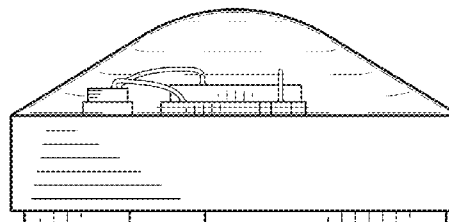
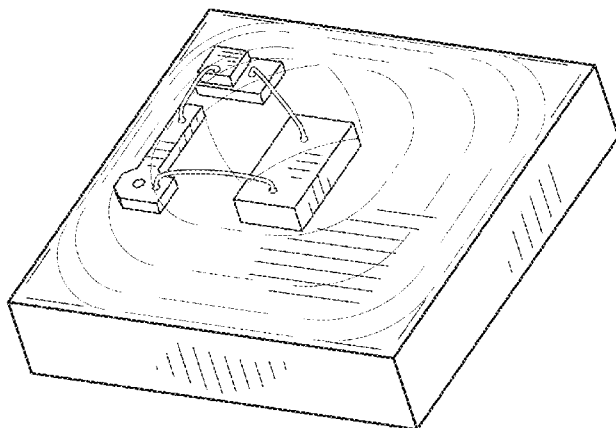
See application file for complete search history.

(56) **References Cited**

U.S. PATENT DOCUMENTS

4,946,547 A 8/1990 Palmour
5,200,022 A 4/1993 Kong
RE34,861 E 2/1995 Davis
6,686,609 B1* 2/2004 Sung 257/100
6,936,855 B1 8/2005 Harrah
6,953,255 B2 10/2005 Horiuchi et al.
D511,328 S 11/2005 Wang
7,066,626 B2* 6/2006 Omata 362/257

7,213,940 B1 5/2007 Van De Ven
D572,210 S * 7/2008 Lee D13/180
D615,504 S * 5/2010 Keller et al. D13/180
D615,505 S * 5/2010 Butterworth et al. D13/180
7,791,061 B2 9/2010 Edmond
D628,966 S * 12/2010 Kuwaharada et al. D13/180
D631,020 S * 1/2011 Chuang et al. D13/180
D633,631 S * 3/2011 Shieh et al. D26/1
D637,565 S * 5/2011 Wu et al. D13/180
D642,143 S * 7/2011 Kuwaharada et al. D13/180
D645,416 S * 9/2011 Kuwaharada et al. D13/180
8,058,088 B2 11/2011 Cannon
D649,943 S * 12/2011 Kuwaharada et al. D13/180
D649,944 S * 12/2011 Kuwaharada et al. D13/180
D656,906 S * 4/2012 Leung D13/180
D660,813 S * 5/2012 Otaki et al. D13/180
D662,902 S * 7/2012 Shieh et al. D13/180
D667,802 S * 9/2012 Otaki et al. D13/180
8,267,550 B2* 9/2012 Wang 362/294
D670,010 S * 10/2012 Lin D26/1
D680,504 S * 4/2013 Noichi D13/180
8,563,339 B2 10/2013 Tarsa
D698,323 S * 1/2014 Noichi D13/180
D698,741 S * 2/2014 Kobayashi et al. D13/180
8,748,915 B2* 6/2014 Chan et al. 257/91
D710,810 S * 8/2014 Noichi D13/180
D711,840 S * 8/2014 Lowes et al. D13/180
D718,258 S * 11/2014 Lowes et al. D13/180
D718,725 S * 12/2014 Reiherzer et al. D13/180
2003/0067761 A1 4/2003 Horiuchi et al.
2004/0056265 A1 3/2004 Arndt et al.
2005/0184387 A1 8/2005 Collins et al.
2005/0219835 A1 10/2005 Nagayama
2005/0221519 A1 10/2005 Leung et al.
2006/0012299 A1 1/2006 Suehiro et al.
2006/0113906 A1 6/2006 Ogawa
2006/0157722 A1 7/2006 Takezawa et al.
2006/0220046 A1* 10/2006 Yu et al. 257/98
2007/0228387 A1 10/2007 Negley
2008/0036362 A1 2/2008 Tanimoto et al.
2008/0173884 A1 7/2008 Chitnis
2008/0179611 A1 7/2008 Chitnis
2008/0224608 A1 9/2008 Konishi et al.
2009/0057699 A1 3/2009 Basin et al.
2009/0057901 A1 3/2009 Lin et al.
2009/0108281 A1 4/2009 Keller
2009/0315057 A1 12/2009 Konishi et al.
2010/0155763 A1 6/2010 Donofrio
2010/0212942 A1 8/2010 Tuan et al.
2010/0252851 A1 10/2010 Emerson
2010/0301367 A1 12/2010 Nakamura et al.
2011/0018017 A1 1/2011 Bierhuizen et al.
2011/0062471 A1* 3/2011 Bierhuizen et al. 257/98



| | | | | |
|--------------|------|---------|------------------|--------|
| 2011/0079801 | A1 | 4/2011 | Zhang et al. | |
| 2011/0089465 | A1 | 4/2011 | Lin et al. | |
| 2011/0220929 | A1 * | 9/2011 | Collins et al. | 257/98 |
| 2011/0273079 | A1 | 11/2011 | Pickard et al. | |
| 2011/0309396 | A1 * | 12/2011 | Wang et al. | 257/98 |
| 2012/0299022 | A1 | 11/2012 | Hussell | |
| 2012/0305949 | A1 | 12/2012 | Donofrio | |
| 2013/0087822 | A1 * | 4/2013 | Kim | 257/98 |
| 2013/0099265 | A1 * | 4/2013 | Hwang | 257/98 |
| 2013/0193468 | A1 | 8/2013 | Hussell | |
| 2013/0256711 | A1 | 10/2013 | Joo | |
| 2013/0270592 | A1 | 10/2013 | Reiherzer | |
| 2013/0279169 | A1 | 10/2013 | Reiherzer | |
| 2014/0291715 | A1 * | 10/2014 | Reiherzer et al. | 257/98 |

FOREIGN PATENT DOCUMENTS

| | | |
|----|-------------------|---------|
| CN | ZL 201330359083.X | 5/2014 |
| JP | 2000-022218 | 1/2000 |
| JP | 2001-160630 | 6/2001 |
| JP | 2006-093435 | 4/2006 |
| JP | 2007-189006 | 7/2007 |
| JP | D140389 | 5/2011 |
| KR | 10-0829910 | 5/2008 |
| KR | 2009-146935 | 7/2009 |
| KR | 10-0933920 | 12/2009 |
| KR | 10-2010-0008509 | 1/2010 |
| KR | 10-2011-0111941 | 10/2011 |
| TW | D140389 | 5/2011 |
| TW | D162119 | 8/2014 |
| WO | WO 2013/148823 | 10/2013 |
| WO | WO 2013/148826 | 10/2013 |
| WO | WO 2014/120256 | 8/2014 |

OTHER PUBLICATIONS

- U.S. Appl. No. 13/607,217 dated Sep. 7, 2012.
- International Search Report and Written Opinion for Application No. PCT/US2013/034084 dated Jul. 25, 2013.
- International Search Report and Written Opinion for Application No. PCT/US2013/034087 dated Jul. 25, 2013.
- International Search Report and Written Opinion for Application No. PCT/US2013/035411 dated Oct. 15, 2013.
- Chinese Correction of Deficiencies for Application No. 201330359083.X dated Nov. 5, 2013.
- Taiwanese Office Action and Search Report for Application No. 102302923 dated Dec. 30, 2013.
- Non-Final Office Action for Application No. 13/755,993 dated Nov. 5, 2014.
- Chinese Notice of Grant for Application No. 201330359083.X dated Jan. 26, 2014.
- Taiwanese Notice of Allowance for Application No. 102302923 dated Apr. 7, 2014.
- Restriction Requirement for U.S. Appl. No. 13/800,284 dated Mar. 31, 2014.
- Non-Final Office Action for U.S. Appl. No. 13/800,284 dated Jun. 30, 2014.
- Restriction Requirement for U.S. Appl. No. 13/755,993 dated Jul. 10, 2014.
- Restriction Requirement for U.S. Appl. No. 13/834,195 dated Jul. 21, 2014.

* cited by examiner

Primary Examiner — Selina Sikder
 (74) Attorney, Agent, or Firm — Jenkins, Wilson, Taylor & Hunt, P.A.

(57) **CLAIM**
 The ornamental design for a light emitting diode (LED) package, as shown and described.

DESCRIPTION

FIG. 1 is a top perspective view of a light emitting diode (LED) package showing our design according to one embodiment;
 FIG. 2 is a bottom perspective view thereof, opposite the view of FIG. 1;
 FIG. 3 is a top plan view thereof;
 FIG. 4 is a bottom plan view thereof, opposite the view of FIG. 3;
 FIG. 5 is a first side view thereof;
 FIG. 6 is a second side view thereof, opposite the view of FIG. 5;
 FIG. 7 is a third side view thereof;
 FIG. 8 is a fourth side view thereof, opposite the view of FIG. 7;
 FIG. 9 is a top perspective view of a light emitting diode (LED) package showing our design according to a second embodiment;
 FIG. 10 is a bottom perspective view thereof, opposite the view of FIG. 9;
 FIG. 11 is a top plan view thereof;
 FIG. 12 is a bottom plan view thereof, opposite the view of FIG. 11;
 FIG. 13 is a first side view thereof;
 FIG. 14 is a second side view thereof, opposite the view of FIG. 13;
 FIG. 15 is a third side view thereof;
 FIG. 16 is a fourth side view thereof, opposite the view of FIG. 15;
 FIG. 17 is a top perspective view of a light emitting diode (LED) package showing our design according to a third embodiment;
 FIG. 18 is a bottom perspective view thereof, opposite the view of FIG. 17;
 FIG. 19 is a top plan view thereof;
 FIG. 20 is a bottom plan view thereof, opposite the view of FIG. 19;
 FIG. 21 is a first side view thereof;
 FIG. 22 is a second side view thereof, opposite the view of FIG. 21;
 FIG. 23 is a third side view thereof;
 FIG. 24 is a fourth side view thereof, opposite the view of FIG. 23;
 FIG. 25 is a top perspective view of a light emitting diode (LED) package showing our design according to a fourth embodiment;
 FIG. 26 is a bottom perspective view thereof, opposite the view of FIG. 25;
 FIG. 27 is a top plan view thereof;
 FIG. 28 is a bottom plan view thereof, opposite the view of FIG. 27;
 FIG. 29 is a first side view thereof;
 FIG. 30 is a second side view thereof, opposite the view of FIG. 29;
 FIG. 31 is a third side view thereof; and,
 FIG. 32 is a fourth side view thereof, opposite the view of FIG. 31.

The uniformly broken lines are for illustrative purposes only and form no part of the claimed design.
 The dot-dash-dot broken lines (e.g., in FIG. 17) represent boundaries of the claimed design and form no part of the claimed design.

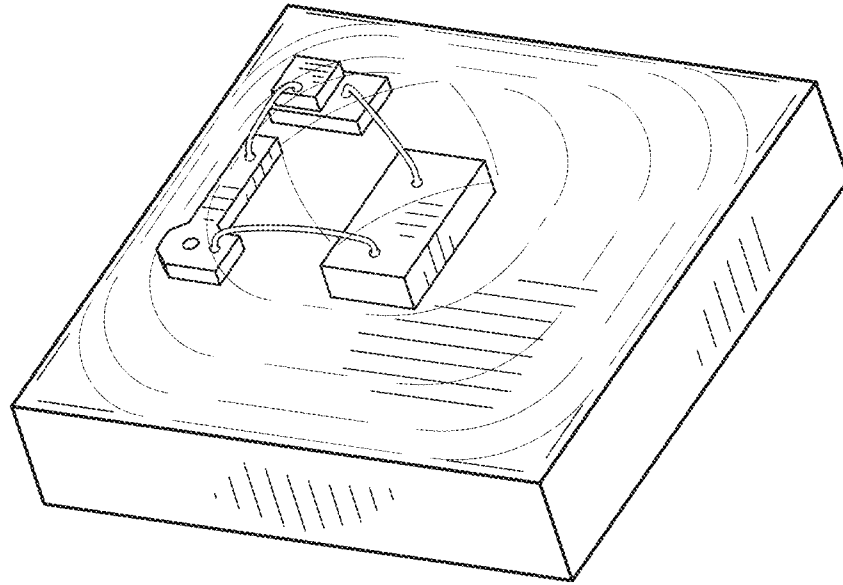


FIG. 1

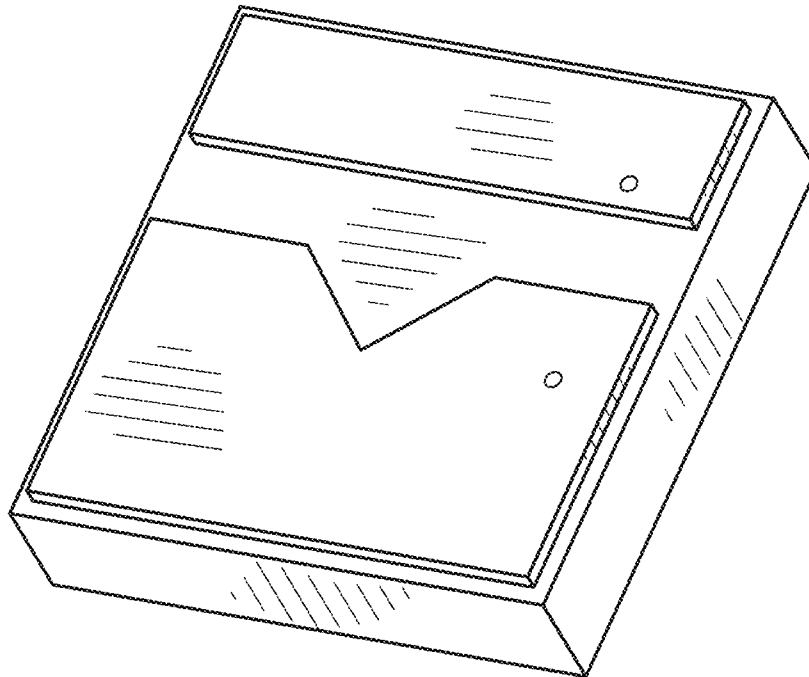


FIG. 2

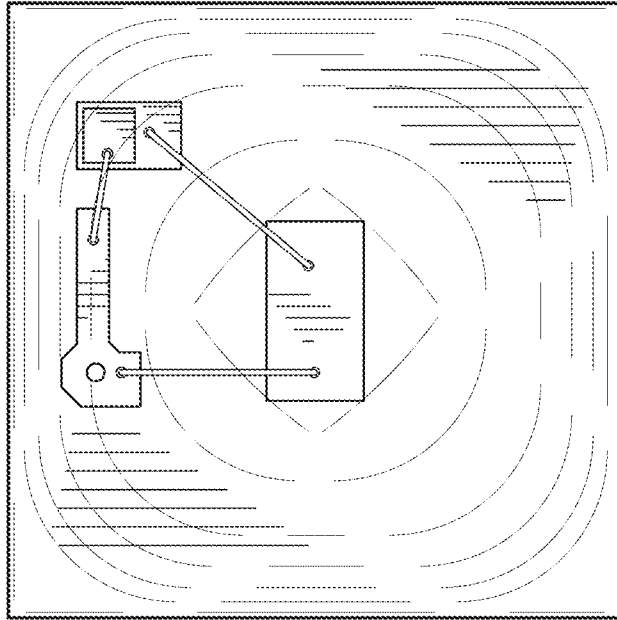


FIG. 3

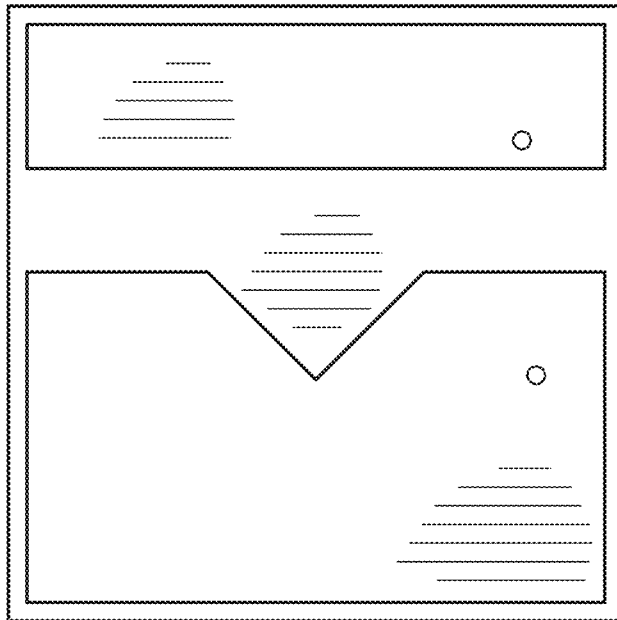


FIG. 4

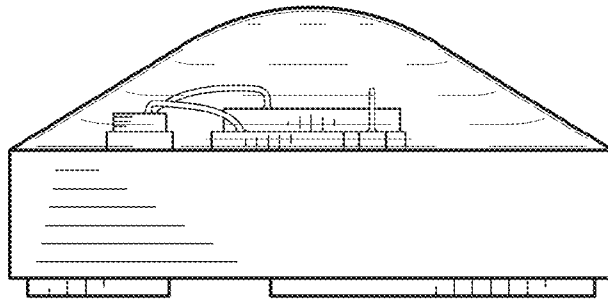


FIG. 5

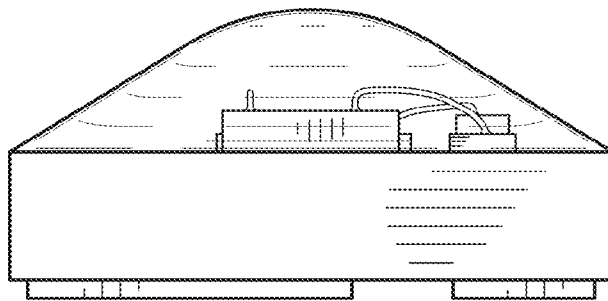


FIG. 6

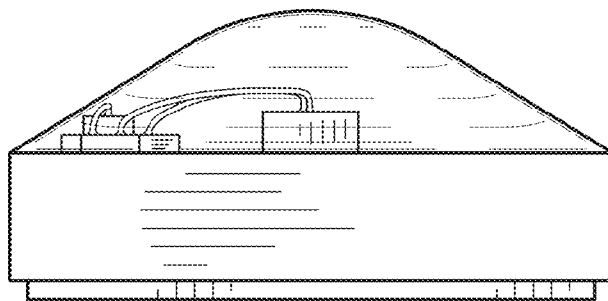


FIG. 7

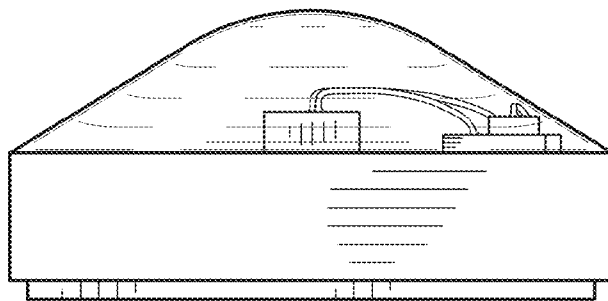


FIG. 8

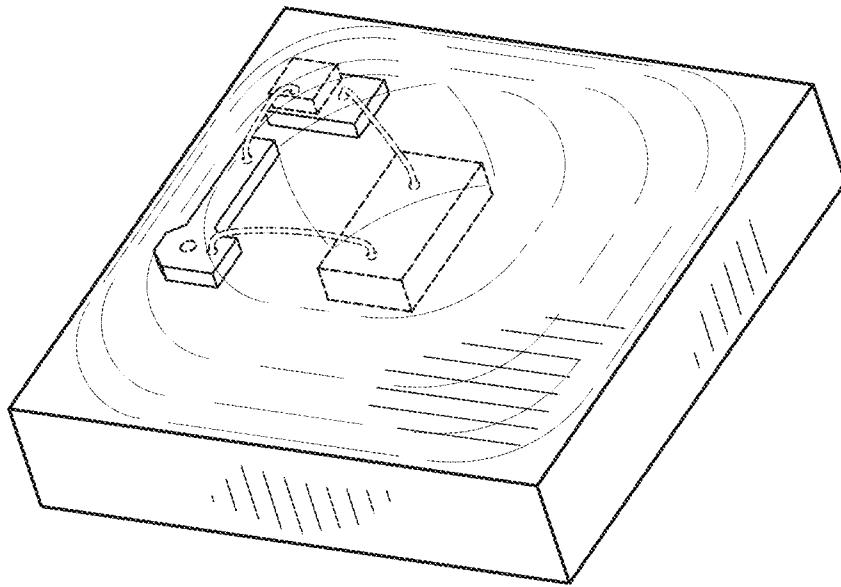


FIG. 9

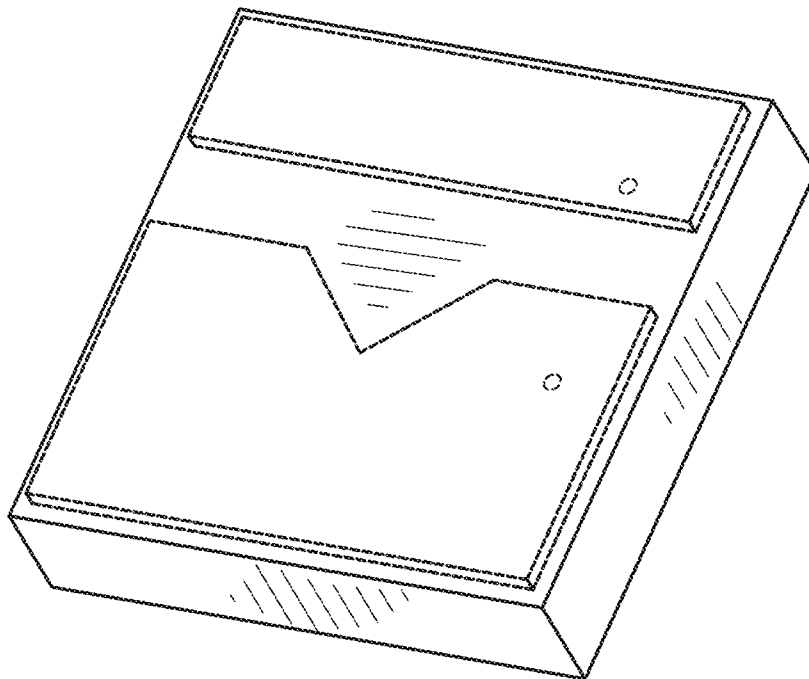


FIG. 10

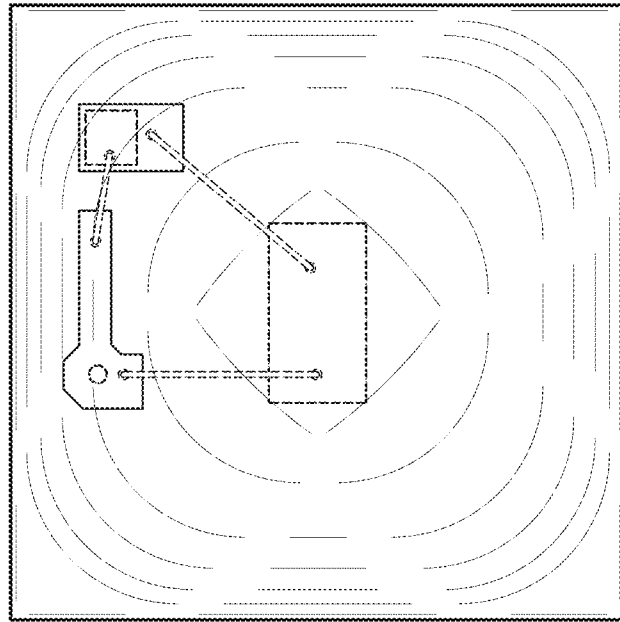


FIG. 11

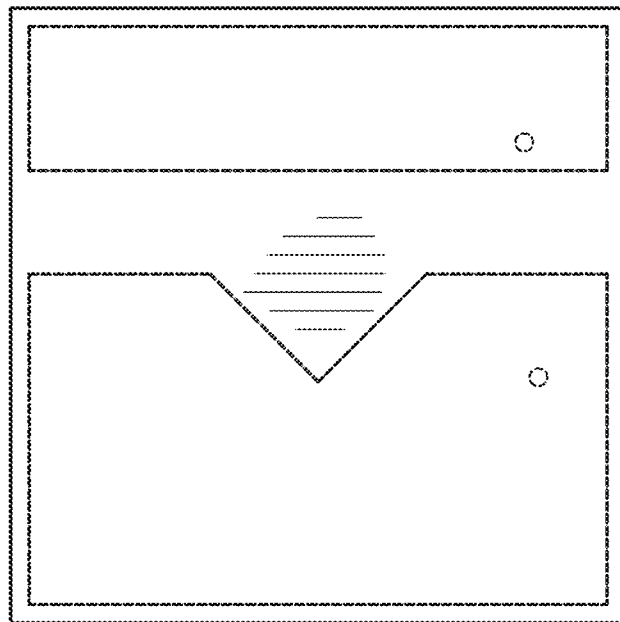


FIG. 12

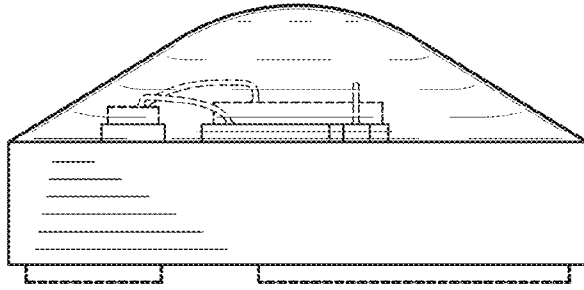


FIG. 13

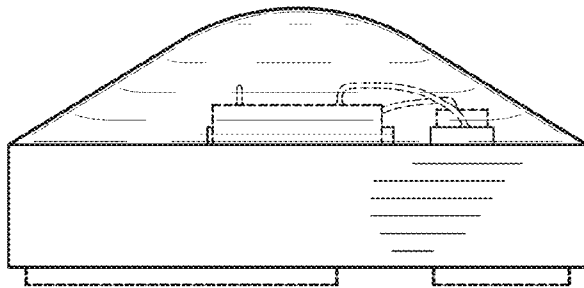


FIG. 14

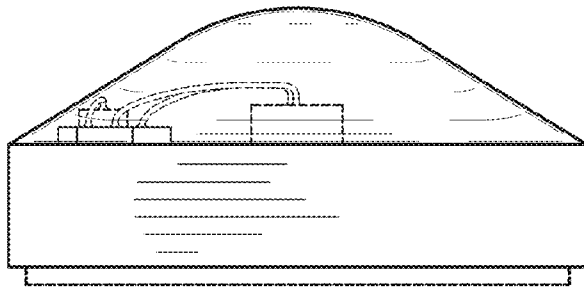


FIG. 15

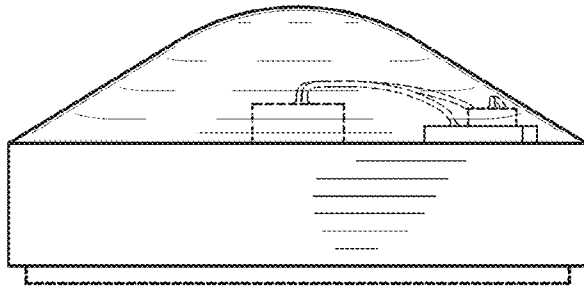


FIG. 16

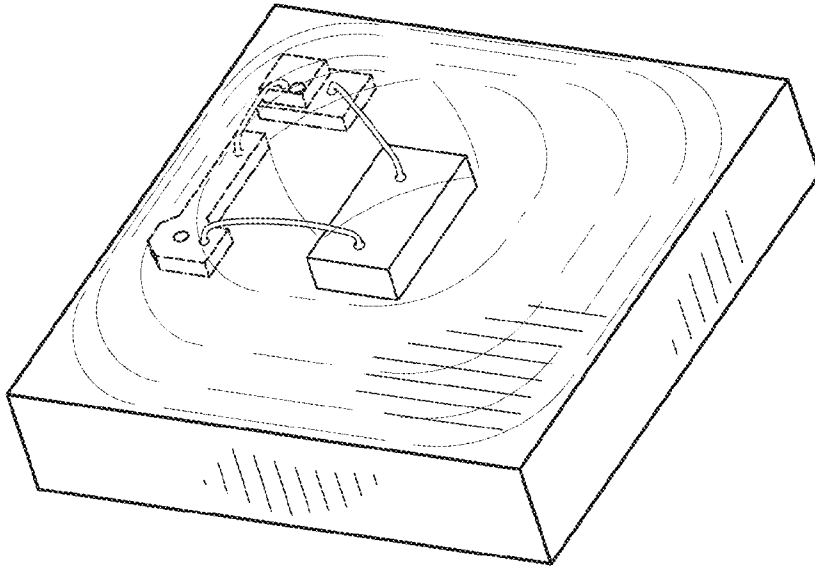


FIG. 17

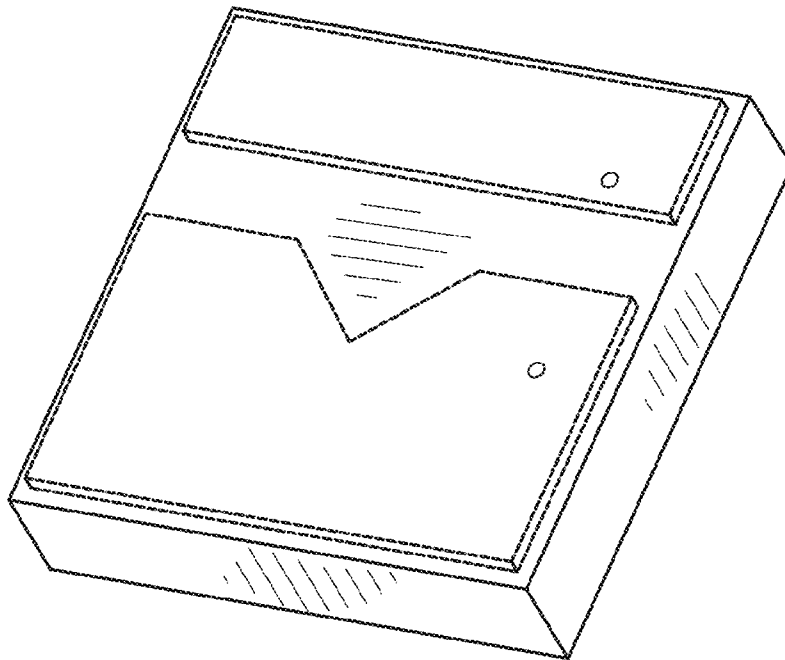


FIG. 18

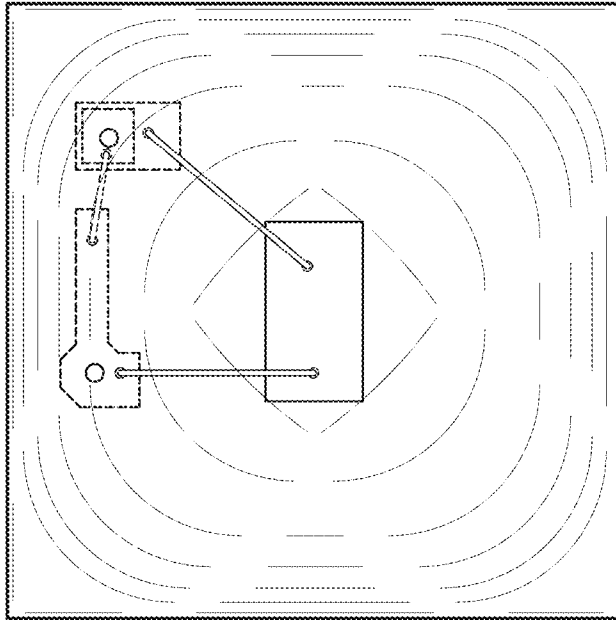


FIG. 19

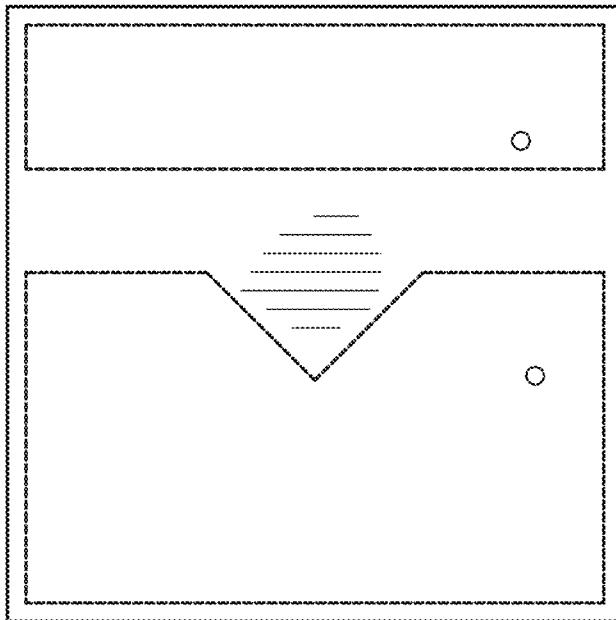


FIG. 20

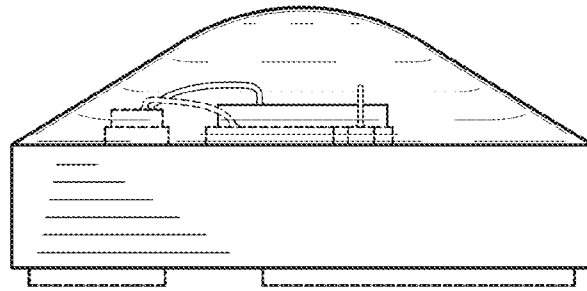


FIG. 21

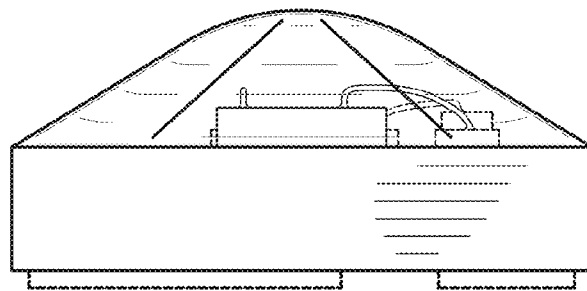


FIG. 22

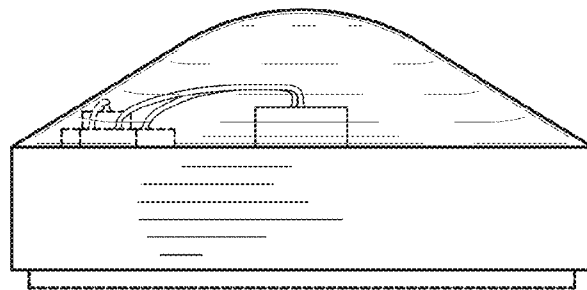


FIG. 23

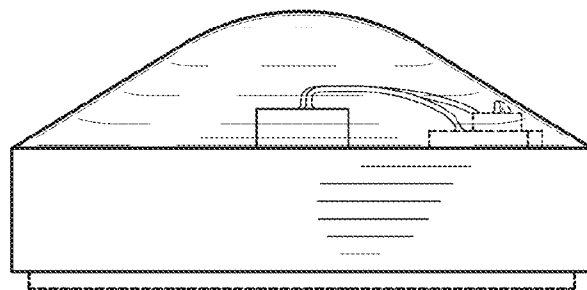


FIG. 24

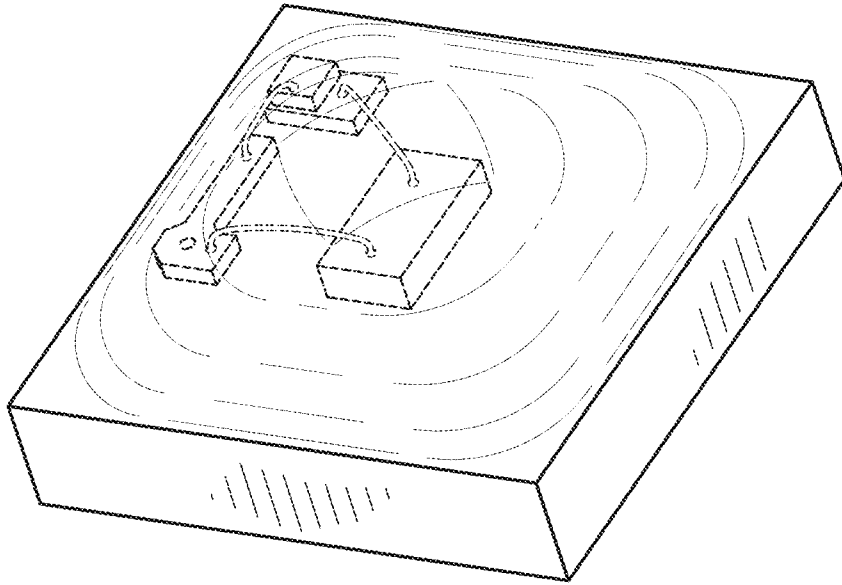


FIG. 25

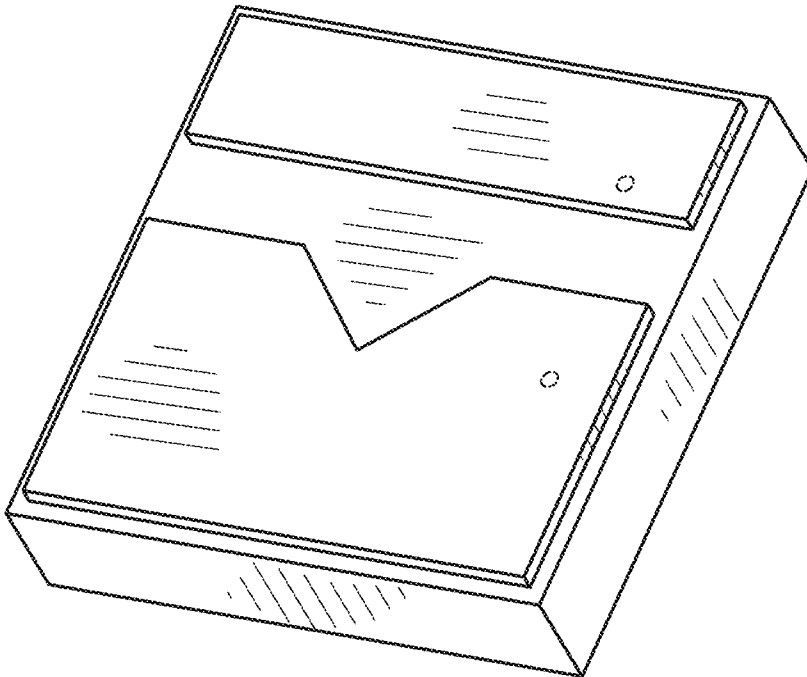


FIG. 26

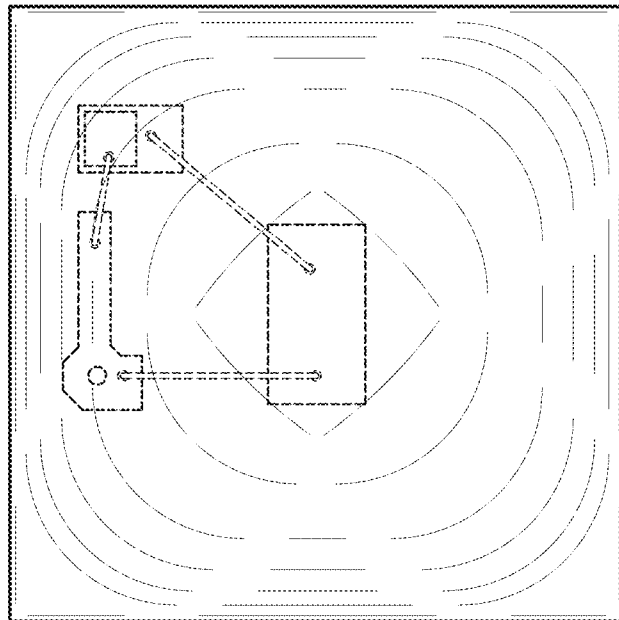


FIG. 27

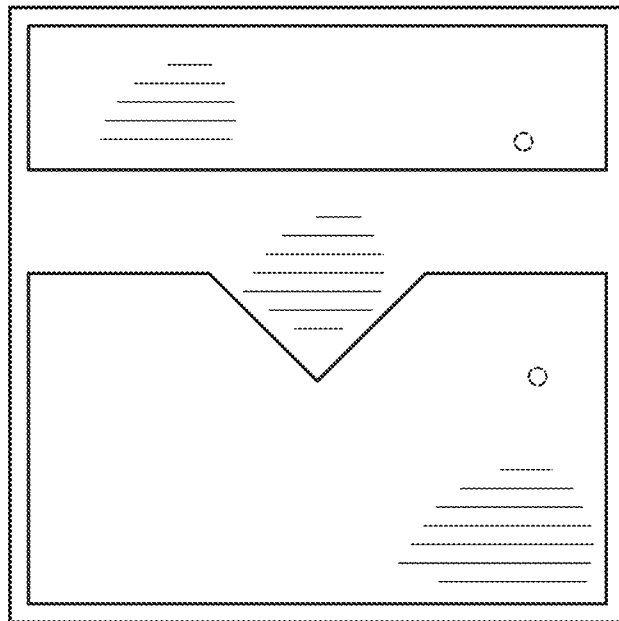


FIG. 28

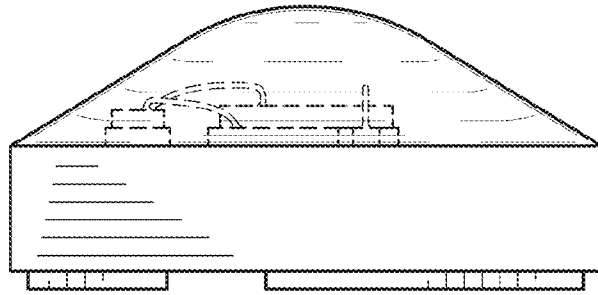


FIG. 29

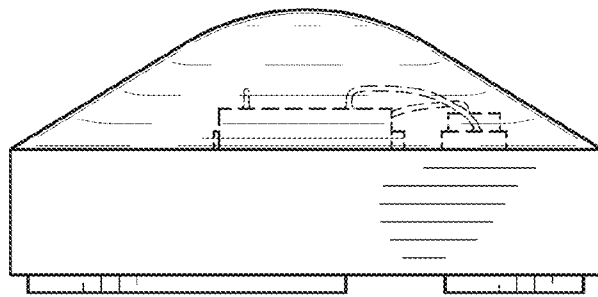


FIG. 30

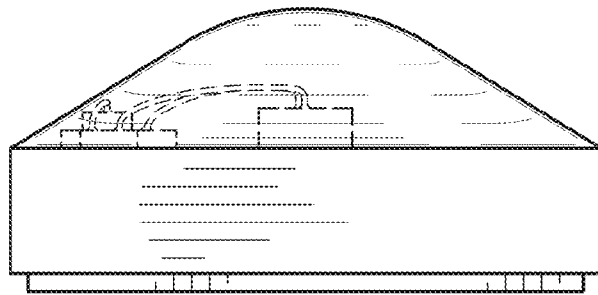


FIG. 31

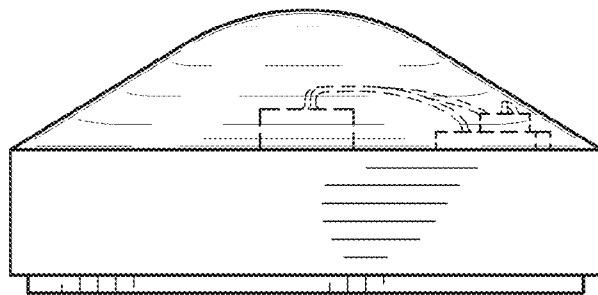


FIG. 32