

(12) INTERNATIONAL APPLICATION PUBLISHED UNDER THE PATENT COOPERATION TREATY (PCT)

(19) World Intellectual Property
Organization

International Bureau

(43) International Publication Date
21 October 2021 (21.10.2021)



(10) International Publication Number
WO 2021/209739 A1

(51) International Patent Classification:

A61K 31/444 (2006.01) A61P 11/00 (2006.01)
A61K 45/06 (2006.01) A61P 29/00 (2006.01)

(21) International Application Number:

PCT/GB2021/050653

(22) International Filing Date:

16 March 2021 (16.03.2021)

(25) Filing Language:

English

(26) Publication Language:

English

(30) Priority Data:

2005519.0	16 April 2020 (16.04.2020)	GB
2005520.8	16 April 2020 (16.04.2020)	GB
62/706,195	04 August 2020 (04.08.2020)	US

(71) Applicant: **MEREO BIOPHARMA 4 LIMITED**
[GB/GB]; 1 Cavendish Place, London W1G 0QF (GB).

(72) Inventor: **PARKIN, Jacqueline**; 1 Cavendish Place, London W1G 0QF (GB).

(74) Agent: **MARSHALL, Cameron John** et al.; Carpmals & Ransford LLP, One Southampton Row, London WC1B 5HA (GB).

(81) Designated States (unless otherwise indicated, for every kind of national protection available): AE, AG, AL, AM, AO, AT, AU, AZ, BA, BB, BG, BH, BN, BR, BW, BY, BZ, CA, CH, CL, CN, CO, CR, CU, CZ, DE, DJ, DK, DM, DO, DZ, EC, EE, EG, ES, FI, GB, GD, GE, GH, GM, GT, HN, HR, HU, ID, IL, IN, IR, IS, IT, JO, JP, KE, KG, KH, KN, KP, KR, KW, KZ, LA, LC, LK, LR, LS, LU, LY, MA, MD, ME, MG, MK, MN, MW, MX, MY, MZ, NA, NG, NI, NO, NZ, OM, PA, PE, PG, PH, PL, PT, QA, RO, RS, RU, RW, SA, SC, SD, SE, SG, SK, SL, ST, SV, SY, TH, TJ, TM, TN, TR, TT, TZ, UA, UG, US, UZ, VC, VN, WS, ZA, ZM, ZW.

(84) Designated States (unless otherwise indicated, for every kind of regional protection available): ARIPO (BW, GH, GM, KE, LR, LS, MW, MZ, NA, RW, SD, SL, ST, SZ, TZ, UG, ZM, ZW), Eurasian (AM, AZ, BY, KG, KZ, RU, TJ, TM), European (AL, AT, BE, BG, CH, CY, CZ, DE, DK, EE, ES, FI, FR, GB, GR, HR, HU, IE, IS, IT, LT, LU, LV, MC, MK, MT, NL, NO, PL, PT, RO, RS, SE, SI, SK, SM, TR), OAPI (BF, BJ, CF, CG, CI, CM, GA, GN, GQ, GW, KM, ML, MR, NE, SN, TD, TG).

Published:

— with international search report (Art. 21(3))

(54) Title: METHODS INVOLVING NEUTROPHIL ELASTASE INHIBITOR ALVELESTAT FOR TREATING RESPIRATORY DISEASE MEDIATED BY ALPHA-1 ANTITRYPSIN DEFICIENCY

(57) Abstract: The present invention discloses a dosage form and dosage regimen of 6-methyl-5-(1-methyl-1H-pyrazol-5-yl)-N-{{[5-(methylsulfonyl)pyridin-2-yl]methyl}-2-oxo-1-[3-(trifluoromethyl)phenyl]-1,2-dihydropyridine-3-carboxamide (i.e. alvelestat) or salts thereof, and related methods of using the dosage form and dosage regimen.



WO 2021/209739 A1

METHODS INVOLVING NEUTROPHIL ELASTASE INHIBITOR ALVELESTAT FOR TREATING RESPIRATORY DISEASE
MEDIATED BY ALPHA-1 ANTITRYPSIN DEFICIENCY

CROSS REFERENCE TO RELATED APPLICATIONS

5 [001] This application claims the benefit of priority of: United Kingdom patent application number 2005519.0, filed 16 April 2020; and United Kingdom patent application number 2005520.8, filed 16 April 2020; and US provisional application US 62/706,195, filed 4 August 2020. The contents of these applications are incorporated herein by reference.

10 FIELD OF THE INVENTION

[002] The present invention discloses a novel dosage form and dosage regimen of 6-methyl-5-(1-methyl-1H-pyrazol-5-yl)-N-[[5-(methylsulfonyl)pyridin-2-yl]methyl]-2-oxo-1-[3-(trifluoromethyl)phenyl]-1,2-dihydropyridine-3-carboxamide and salts thereof.

15 BACKGROUND OF THE INVENTION

[003] Elastases are possibly the most destructive enzymes in the body, having the ability to degrade virtually all connective tissue components.

20 [004] Human neutrophil elastase (hNE), a member of the chymotrypsin superfamily of serine proteases is a 33-KDa enzyme stored in the azurophilic granules of the neutrophils. In neutrophils the concentration of NE (neutrophil elastase) exceeds 5 mM and its total cellular amount has been estimated to be up to 3 pg. Upon activation, NE is rapidly released from the granules into the extracellular space (See Kawabat et al. 2002, Eur. J. Pharmacol. 451,1-10). The main intracellular physiological function of NE is degradation of foreign organic molecules phagocytosed by neutrophils, whereas the main target for extracellular elastase is elastin (Janoff and Scherer, 1968, J. Exp. Med. 25 128, 1137-1155). NE is unique, as compared to other proteases (for example, proteinase 3) in that it has the ability to degrade almost all extracellular matrix and key plasma proteins (See Kawabat et al. , 2002, Eur. J. Pharmacol. 451,1-10), including elastin, Type 3 and type 4 collagens, laminin, fibronectin, cytokines, etc. (Ohbayashi, H., 30 2002, Expert Opin. Investig. Drugs, 11, 965-980). NE is a major common mediator of many pathological changes seen in chronic lung disease (Stockley, R. A. 1994, Am. J. Resp. Crit. Care Med. 150,109-113).

[005] The destructive role of NE was solidified almost 40 years ago when Laurell and Eriksson reported an association of chronic airflow obstruction and emphysema

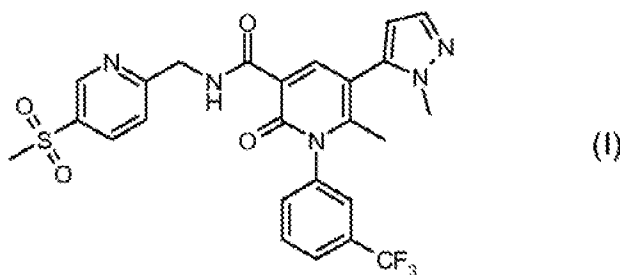
with deficiency of serum α 1-antitrypsin (Laurell and Eriksson, 1963, Scand. J. Clin. Invest. 15,132-140), which was found to be the most important endogenous inhibitor of NE. The imbalance between NE and endogenous antiprotease is believed to cause excess NE in pulmonary tissues which is considered as a major pathogenic factor in chronic obstructive pulmonary disease (COPD). The excessive NE destroys normal pulmonary structures, followed by the irreversible enlargement of the respiratory airspaces, as seen mainly in emphysema. There is an increase in neutrophil recruitment into the lungs which is associated with increased lung elastase burden and emphysema in α 1-proteinase inhibitor-deficient mice (Cavarra et al., 1996, Lab. Invest. 75, 273-280). Individuals with higher levels of the NE- α 1 protease inhibitor complex in bronchoalveolar lavage fluid show significantly accelerated decline in lung functions compared to those with lower levels (Betsuyaku et al. 2000, Respiration, 67,261-267). Instillation of NE via the trachea in rats causes lung haemorrhage, neutrophil accumulation during acute phase and emphysematous changes during chronic phase (Karaki et al., 2002, Am. J. Resp. Crit. Care Med., 166, 496-500). Studies have shown that the acute phase of pulmonary emphysema and pulmonary haemorrhage caused by NE in hamsters can be inhibited by pre-treatment with inhibitors of NE (Fujie et al., 1999, Inflamm. Res. 48,160-167).

[006] Acute lung injury caused by endotoxin in experimental animals is associated with elevated levels of NE (Kawabata, et al., 1999, Am. J. Resp. Crit. Care, 161, 2013-2018). Acute lung inflammation caused by intratracheal injection of lipopolysaccharide in mice has been shown to elevate the NE activity in bronchoalveolar lavage fluid which is significantly inhibited by a NE inhibitor (Fujie et al. , 1999, Eur. J. Pharmacol., 374,117-125 ; Yasui, et al. , 1995, Eur. Resp. J. , 8,1293-1299). NE also plays an important role in the neutrophil- induced increase of pulmonary microvascular permeability observed in a model of acute lung injury caused by tumour necrosis factor α (TNF α) and phorbol myristate acetate (PMA) in isolated perfused rabbit lungs (Miyazaki et al. , 1998, Am. J. Respir. Crit. Care Med., 157, 89-94).

[007] NE has been implicated in the promotion or exacerbation of a number of diseases such as pulmonary emphysema, pulmonary fibrosis, adult respiratory distress syndrome (ARDS), ischemia reperfusion injury, rheumatoid arthritis and pulmonary hypertension.

[008] The present invention discloses dosage forms and dosage regimens of 2-pyridione derivatives that are inhibitors of NE and homologous serine proteases such as proteinase 3 and pancreatic elastase, and are thereby useful in therapy.

[009] WO 2005/026123, which is incorporated herein by reference in its entirety, teaches a class of NE inhibitors that are useful in therapy. WO 2005/026123 further discloses a specific NE inhibitor compound identified therein as 6-methyl-5-(1-methyl-1H-pyrazol-5-yl)-N-[[5-(methylsulfonyl)pyridin-2-yl]methyl]-2-oxo-1-[3-(trifluoromethyl)phenyl]-1,2-dihydropyridine-3-carboxamide and salts thereof (Example 94, page 85). This compound is designated herein as compound (I). Compound (I) is also known as alvelestat, AZD9668, or MPH966.



[0010] Similarly, WO 2010/094964, which is incorporated herein by reference in its entirety, teaches salt forms of compound (I), as shown above with respect to WO 2005/026123. This document reports that compound (I) is administered in a maximum daily amount of 200 mg per day.

[0011] Compound (I) may be useful in the treatment of diseases of the respiratory tract/system such as obstructive diseases of the airways including: asthma, including bronchial, allergic, intrinsic, extrinsic, exercise-induced, drug-induced (including aspirin and NSAID-induced) and dust-induced asthma, both intermittent and persistent and of all severities, and other causes of airway hyper-responsiveness; chronic obstructive pulmonary disease (COPD); bronchitis, including infectious and eosinophilic bronchitis; emphysema; bronchiectasis; cystic fibrosis; sarcoidosis; farmer's lung and related diseases; hypersensitivity pneumonitis; adult respiratory distress syndrome (ARDS); lung fibrosis, including cryptogenic fibrosing alveolitis, idiopathic interstitial pneumonias, fibrosis complicating anti-neoplastic therapy and chronic infection, including tuberculosis and aspergillosis and other fungal infections; complications of lung transplantation; antitussive activity including treatment of chronic cough associated with inflammatory and secretory conditions of the airways, and iatrogenic cough; acute and chronic rhinitis

including rhinitis medicamentosa, and vasomotor rhinitis; perennial and seasonal allergic rhinitis including rhinitis nervosa (hay fever); nasal polyposis; acute viral infection including the common cold, pulmonary hypertension, and infection due to respiratory syncytial virus, influenza, coronavirus (including SARS) and adenovirus.

5 **[0012]** There is a significant need for avoiding the initial activation of NE. Once activation has taken place, the inflammatory cascade that follows can cause irreversible damage, and itself is difficult to reverse. Therefore, the present invention aims to provide highly effective NE inhibition, by dose regimens of 6-methyl-5-(1-methyl-1H-pyrazol-5-yl)-N-[[5-(methylsulfonyl)pyridin-2-yl]methyl]-2-oxo-1-[3-

10 (trifluoromethyl)phenyl]-1,2-dihydropyridine-3-carboxamide and salts thereof, that achieve and sustain blood levels at or above those needed to inhibit NE throughout the dosing period and in particular prevent the initial activation of NE.

SUMMARY OF THE INVENTION

15 **[0013]** In a first aspect, the present invention provides a solid dosage form comprising 120-300 mg of 6-methyl-5-(1-methyl-1H-pyrazol-5-yl)-N-[[5-(methylsulfonyl)pyridin-2-yl]methyl]-2-oxo-1-[3-(trifluoromethyl)phenyl]-1,2-dihydropyridine-3-carboxamide or a salt thereof.

[0014] In an alternate first aspect, the present invention provides a solid dosage
20 form comprising 220-300 mg of 6-methyl-5-(1-methyl-1H-pyrazol-5-yl)-N-[[5-(methylsulfonyl)pyridin-2-yl]methyl]-2-oxo-1-[3-(trifluoromethyl)phenyl]-1,2-dihydropyridine-3-carboxamide or a salt thereof.

[0015] In a second aspect of the invention, the present invention provides a single
25 or multiple solid dosage form(s) for oral administration of 6-methyl-5-(1-methyl-1H-pyrazol-5-yl)-N-[[5-(methylsulfonyl)pyridin-2-yl]methyl]-2-oxo-1-[3-(trifluoromethyl)phenyl]-1,2-dihydropyridine-3-carboxamide or a salt thereof, for the treatment of a disease of the respiratory system which is mediated by α -1 antitrypsin deficiency, said single or multiple solid dosage form(s) comprising a total of 120-300 mg
30 of 6-methyl-5-(1-methyl-1H-pyrazol-5-yl)-N-[[5-(methylsulfonyl)pyridin-2-yl]methyl]-2-oxo-1-[3-(trifluoromethyl)phenyl]-1,2-dihydropyridine-3-carboxamide or a salt thereof per administration.

[0016] In an alternate second aspect of the invention, the present invention provides a single or multiple solid dosage form(s) for oral administration of 6-methyl-5-(1-methyl-1H-pyrazol-5-yl)-N-[[5-(methylsulfonyl)pyridin-2-yl]methyl]-2-oxo-1-[3-

(trifluoromethyl)phenyl]-1,2-dihydropyridine-3-carboxamide or a salt thereof, for the treatment of a disease of the respiratory system which is mediated by α -1 antitrypsin deficiency, said single or multiple solid dosage form(s) comprising a total of 220-300 mg of 6-methyl-5-(1-methyl-1H-pyrazol-5-yl)-N-[[5-(methylsulfonyl)pyridin-2-yl]methyl]-2-oxo-1-[3-(trifluoromethyl)phenyl]-1,2-dihydropyridine-3-carboxamide or a salt thereof per administration.

[0017] In a third aspect of the invention, the present invention provides a single or multiple solid dosage form(s) for oral administration of 6-methyl-5-(1-methyl-1H-pyrazol-5-yl)-N-[[5-(methylsulfonyl)pyridin-2-yl]methyl]-2-oxo-1-[3-(trifluoromethyl)phenyl]-1,2-dihydropyridine-3-carboxamide or a salt thereof, for the treatment of a disease of the respiratory system which is mediated by α -1 antitrypsin deficiency, said single or multiple solid dosage form(s) comprising a total of 120-300 mg of 6-methyl-5-(1-methyl-1H-pyrazol-5-yl)-N-[[5-(methylsulfonyl)pyridin-2-yl]methyl]-2-oxo-1-[3-(trifluoromethyl)phenyl]-1,2-dihydropyridine-3-carboxamide or a salt thereof per administration, and wherein the administration of each dose takes place twice daily, with at least 8 hours between administrations.

[0018] In an alternate third aspect of the invention, the present invention provides a single or multiple solid dosage form(s) for oral administration of 6-methyl-5-(1-methyl-1H-pyrazol-5-yl)-N-[[5-(methylsulfonyl)pyridin-2-yl]methyl]-2-oxo-1-[3-(trifluoromethyl)phenyl]-1,2-dihydropyridine-3-carboxamide or a salt thereof, for the treatment of a disease of the respiratory system which is mediated by α -1 antitrypsin deficiency, said single or multiple solid dosage form(s) comprising a total of 220-300 mg of 6-methyl-5-(1-methyl-1H-pyrazol-5-yl)-N-[[5-(methylsulfonyl)pyridin-2-yl]methyl]-2-oxo-1-[3-(trifluoromethyl)phenyl]-1,2-dihydropyridine-3-carboxamide or a salt thereof per administration, and wherein the administration of each dose takes place twice daily, with at least 8 hours between administrations.

[0019] In a fourth aspect of the invention, the present invention provides a kit comprising a plurality of solid dosage forms for oral administration of 6-methyl-5-(1-methyl-1H-pyrazol-5-yl)-N-[[5-(methylsulfonyl)pyridin-2-yl]methyl]-2-oxo-1-[3-(trifluoromethyl)phenyl]-1,2-dihydropyridine-3-carboxamide or a salt thereof, said kit containing instructions for sequentially administering a total of 120-300 mg of said 6-methyl-5-(1-methyl-1H-pyrazol-5-yl)-N-[[5-(methylsulfonyl)pyridin-2-yl]methyl]-2-oxo-1-[3-(trifluoromethyl)phenyl]-1,2-dihydropyridine-3-carboxamide or a salt thereof per administration, and wherein the administration of each dose takes place twice daily, with

at least 8 hours between administrations, for the treatment of a disease of the respiratory system which is mediated by α -1 antitrypsin deficiency.

[0020] In an alternate fourth aspect of the invention, the present invention provides a kit comprising a plurality of solid dosage forms for oral administration of 6-methyl-5-(1-methyl-1H-pyrazol-5-yl)-N-[[5-(methylsulfonyl)pyridin-2-yl]methyl]-2-oxo-1-[3-(trifluoromethyl)phenyl]-1,2-dihydropyridine-3-carboxamide or a salt thereof, said kit containing instructions for sequentially administering a total of 220-300 mg of said 6-methyl-5-(1-methyl-1H-pyrazol-5-yl)-N-[[5-(methylsulfonyl)pyridin-2-yl]methyl]-2-oxo-1-[3-(trifluoromethyl)phenyl]-1,2-dihydropyridine-3-carboxamide or a salt thereof per administration, and wherein the administration of each dose takes place twice daily, with at least 8 hours between administrations, for the treatment of a disease of the respiratory system which is mediated by α -1 antitrypsin deficiency.

[0021] In a fifth aspect of the invention, the present invention provides a kit comprising a plurality of solid dosage forms for oral administration, each dosage form comprising 120-300 mg of 6-methyl-5-(1-methyl-1H-pyrazol-5-yl)-N-[[5-(methylsulfonyl)pyridin-2-yl]methyl]-2-oxo-1-[3-(trifluoromethyl)phenyl]-1,2-dihydropyridine-3-carboxamide or a salt thereof, said kit containing instructions for sequential, twice daily administration of each dose, for the treatment of a disease of the respiratory system which is mediated by α -1 antitrypsin deficiency.

[0022] In an alternate fifth aspect of the invention, the present invention provides a kit comprising a plurality of solid dosage forms for oral administration, each dosage form comprising 220-300 mg of 6-methyl-5-(1-methyl-1H-pyrazol-5-yl)-N-[[5-(methylsulfonyl)pyridin-2-yl]methyl]-2-oxo-1-[3-(trifluoromethyl)phenyl]-1,2-dihydropyridine-3-carboxamide or a salt thereof, said kit containing instructions for sequential, twice daily administration of each dose, for the treatment of a disease of the respiratory system which is mediated by α -1 antitrypsin deficiency.

[0023] In a sixth aspect of the invention, the present invention provides a method for treating a disease of the respiratory system which is mediated by α -1 antitrypsin deficiency, comprising the twice daily oral administration of a single or multiple solid dosage form(s), said single or multiple solid dosage form(s) comprising a total of 120-300 mg of 6-methyl-5-(1-methyl-1H-pyrazol-5-yl)-N-[[5-(methylsulfonyl)pyridin-2-yl]methyl]-2-oxo-1-[3-(trifluoromethyl)phenyl]-1,2-dihydropyridine-3-carboxamide or a salt thereof per administration, to a human patient suffering from a disease of the respiratory system which is mediated by α -1 antitrypsin deficiency.

[0024] In an alternate sixth aspect of the invention, the present invention provides a method for treating a disease of the respiratory system which is mediated by α -1 antitrypsin deficiency, comprising the twice daily oral administration of a single or multiple solid dosage form(s), said single or multiple solid dosage form(s) comprising a total of 220-300 mg of 6-methyl-5-(1-methyl-1H-pyrazol-5-yl)-N-[[5-(methylsulfonyl)pyridin-2-yl]methyl]-2-oxo-1-[3-(trifluoromethyl)phenyl]-1,2-dihydropyridine-3-carboxamide or a salt thereof per administration, to a human patient suffering from a disease of the respiratory system which is mediated by α -1 antitrypsin deficiency.

[0025] In a seventh aspect of the invention, the present invention provides a single or multiple solid dosage form(s) for oral administration of 6-methyl-5-(1-methyl-1H-pyrazol-5-yl)-N-[[5-(methylsulfonyl)pyridin-2-yl]methyl]-2-oxo-1-[3-(trifluoromethyl)phenyl]-1,2-dihydropyridine-3-carboxamide or a salt thereof, for the treatment of COPD (Chronic Obstructive Pulmonary Disease), said single or multiple solid dosage form(s) comprising a total of 120-300 mg of 6-methyl-5-(1-methyl-1H-pyrazol-5-yl)-N-[[5-(methylsulfonyl)pyridin-2-yl]methyl]-2-oxo-1-[3-(trifluoromethyl)phenyl]-1,2-dihydropyridine-3-carboxamide or a salt thereof per administration.

[0026] In an alternate seventh aspect of the invention, the present invention provides a single or multiple solid dosage form(s) for oral administration of 6-methyl-5-(1-methyl-1H-pyrazol-5-yl)-N-[[5-(methylsulfonyl)pyridin-2-yl]methyl]-2-oxo-1-[3-(trifluoromethyl)phenyl]-1,2-dihydropyridine-3-carboxamide or a salt thereof, for the treatment of COPD (Chronic Obstructive Pulmonary Disease), said single or multiple solid dosage form(s) comprising a total of 220-300 mg of 6-methyl-5-(1-methyl-1H-pyrazol-5-yl)-N-[[5-(methylsulfonyl)pyridin-2-yl]methyl]-2-oxo-1-[3-(trifluoromethyl)phenyl]-1,2-dihydropyridine-3-carboxamide or a salt thereof per administration.

[0027] In an eighth aspect of the invention, the present invention provides a single or multiple solid dosage form(s) for oral administration of 6-methyl-5-(1-methyl-1H-pyrazol-5-yl)-N-[[5-(methylsulfonyl)pyridin-2-yl]methyl]-2-oxo-1-[3-(trifluoromethyl)phenyl]-1,2-dihydropyridine-3-carboxamide or a salt thereof, for the treatment of COPD (Chronic Obstructive Pulmonary Disease), said single or multiple solid dosage form(s) comprising a total of 120-300 mg of 6-methyl-5-(1-methyl-1H-pyrazol-5-yl)-N-[[5-(methylsulfonyl)pyridin-2-yl]methyl]-2-oxo-1-[3-

(trifluoromethyl)phenyl]-1,2-dihydropyridine-3-carboxamide or a salt thereof per administration, and wherein the administration of each dose takes place twice daily, with at least 8 hours between administrations.

[0028] In an alternate eighth aspect of the invention, the present invention provides a single or multiple solid dosage form(s) for oral administration of 6-methyl-5-(1-methyl-1H-pyrazol-5-yl)-N-[[5-(methylsulfonyl)pyridin-2-yl]methyl]-2-oxo-1-[3-(trifluoromethyl)phenyl]-1,2-dihydropyridine-3-carboxamide or a salt thereof, for the treatment of COPD (Chronic Obstructive Pulmonary Disease), said single or multiple solid dosage form(s) comprising a total of 220-300 mg of 6-methyl-5-(1-methyl-1H-pyrazol-5-yl)-N-[[5-(methylsulfonyl)pyridin-2-yl]methyl]-2-oxo-1-[3-(trifluoromethyl)phenyl]-1,2-dihydropyridine-3-carboxamide or a salt thereof per administration, and wherein the administration of each dose takes place twice daily, with at least 8 hours between administrations.

[0029] In a ninth aspect of the invention, the present invention provides a kit comprising a plurality of solid dosage forms for oral administration of 6-methyl-5-(1-methyl-1H-pyrazol-5-yl)-N-[[5-(methylsulfonyl)pyridin-2-yl]methyl]-2-oxo-1-[3-(trifluoromethyl)phenyl]-1,2-dihydropyridine-3-carboxamide or a salt thereof, said kit containing instructions for sequentially administering a total of 120-300 mg of said 6-methyl-5-(1-methyl-1H-pyrazol-5-yl)-N-[[5-(methylsulfonyl)pyridin-2-yl]methyl]-2-oxo-1-[3-(trifluoromethyl)phenyl]-1,2-dihydropyridine-3-carboxamide or a salt thereof per administration, and wherein the administration of each dose takes place twice daily, with at least 8 hours between administrations, for the treatment of COPD (Chronic Obstructive Pulmonary Disease).

[0030] In an alternate ninth aspect of the invention, the present invention provides a kit comprising a plurality of solid dosage forms for oral administration of 6-methyl-5-(1-methyl-1H-pyrazol-5-yl)-N-[[5-(methylsulfonyl)pyridin-2-yl]methyl]-2-oxo-1-[3-(trifluoromethyl)phenyl]-1,2-dihydropyridine-3-carboxamide or a salt thereof, said kit containing instructions for sequentially administering a total of 220-300 mg of said 6-methyl-5-(1-methyl-1H-pyrazol-5-yl)-N-[[5-(methylsulfonyl)pyridin-2-yl]methyl]-2-oxo-1-[3-(trifluoromethyl)phenyl]-1,2-dihydropyridine-3-carboxamide or a salt thereof per administration, and wherein the administration of each dose takes place twice daily, with at least 8 hours between administrations, for the treatment of COPD (Chronic Obstructive Pulmonary Disease).

[0031] In a tenth aspect of the invention, the present invention provides a kit comprising a plurality of solid dosage forms for oral administration, each dosage form comprising 120-300 mg of 6-methyl-5-(1-methyl-1H-pyrazol-5-yl)-N-[[5-(methylsulfonyl)pyridin-2-yl]methyl]-2-oxo-1-[3-(trifluoromethyl)phenyl]-1,2-dihydropyridine-3-carboxamide or a salt thereof, said kit containing instructions for sequential, twice daily administration of each dose, for the treatment of COPD (Chronic Obstructive Pulmonary Disease).

[0032] In an alternate tenth aspect of the invention, the present invention provides a kit comprising a plurality of solid dosage forms for oral administration, each dosage form comprising 220-300 mg of 6-methyl-5-(1-methyl-1H-pyrazol-5-yl)-N-[[5-(methylsulfonyl)pyridin-2-yl]methyl]-2-oxo-1-[3-(trifluoromethyl)phenyl]-1,2-dihydropyridine-3-carboxamide or a salt thereof, said kit containing instructions for sequential, twice daily administration of each dose, for the treatment of COPD (Chronic Obstructive Pulmonary Disease).

[0033] In an eleventh aspect of the invention, the present invention provides a method for treating COPD (Chronic Obstructive Pulmonary Disease), comprising the twice daily oral administration of a single or multiple solid dosage form(s), said single or multiple solid dosage form(s) comprising a total of 120-300 mg of 6-methyl-5-(1-methyl-1H-pyrazol-5-yl)-N-[[5-(methylsulfonyl)pyridin-2-yl]methyl]-2-oxo-1-[3-(trifluoromethyl)phenyl]-1,2-dihydropyridine-3-carboxamide or a salt thereof per administration, to a human patient suffering from COPD.

[0034] In an alternate eleventh aspect of the invention, the present invention provides a method for treating COPD (Chronic Obstructive Pulmonary Disease), comprising the twice daily oral administration of a single or multiple solid dosage form(s), said single or multiple solid dosage form(s) comprising a total of 220-300 mg of 6-methyl-5-(1-methyl-1H-pyrazol-5-yl)-N-[[5-(methylsulfonyl)pyridin-2-yl]methyl]-2-oxo-1-[3-(trifluoromethyl)phenyl]-1,2-dihydropyridine-3-carboxamide or a salt thereof per administration, to a human patient suffering from COPD.

[0035] Chronic Obstructive Pulmonary Disease (COPD) is an example of a disease of the respiratory system which is mediated by α -1 antitrypsin deficiency.

[0036] Regarding diseases of the respiratory system and NE, and in particular, COPD and NE, there is a clear pathological link as deficiency of α 1-antitrypsin (AATD) is a specific risk factor for development of lung damage manifesting as COPD. The main physiological effect of α 1-antitrypsin is to neutralise NE. It is considered that it is

the unopposed NE activity that drives lung tissue destruction in AATD related COPD, particularly emphysema. The lung is particularly susceptible for two reasons: (1) the day to day inhalation of noxious substances, in particular cigarette smoke, are powerful activators of neutrophils causing release of NE; (2) Elastin - the target of elastase is a major component of lung tissue (more so than other tissues) and without protection of NE inhibitors the elastin that supports delicate structures of the lung is broken down and the lung tissue progressively destroyed.

[0037] Hence, in all of the aspects of the invention, the disease of the respiratory system, in particular COPD is preferably associated with α 1-antitrypsin deficiency (AATD). Similarly, in all of the aspects of the invention, the disease of the respiratory system, for example COPD is preferably treated via NE inhibition.

[0038] The present invention is not limited to a disease of the respiratory system associated with α 1-antitrypsin deficiency (AATD). Indeed, other diseases, e.g. panniculitis, may be associated with α 1-antitrypsin deficiency (AATD). Therefore, for each aspect of the invention described herein, there is also provided a further additional aspect where the disease can be any disease associated with α 1-antitrypsin deficiency (AATD), for example panniculitis.

[0039] BRIEF DESCRIPTION OF THE FIGURES

[0040] Figure 1 shows a box plot of percentage inhibition of zymosan-stimulated NE activity in plasma by plasma PK concentration (Multiple Ascending Dose study). Note: the dot is the mean value. The line inside the box represents the median (50th percentile). The upper and lower edges of the box represent the 75th and 25th percentiles respectively, i.e. the inter quartile range (IQR). The whiskers represent the extent of the data with 1.5*IQR beyond the upper and lower percentiles. Outliers from this range are shown.

[0041] Figure 2 shows population PK simulated median plasma concentration absolute values for the tosylate salt of doses of up to 240 mg given BID (twice daily) or QD (once daily) 6-methyl-5-(1-methyl-1H-pyrazol-5-yl)-N-[[5-(methylsulfonyl)pyridin-2-yl]methyl]-2-oxo-1-[3-(trifluoromethyl)phenyl]-1,2-dihydropyridine-3-carboxamide, showing the 95% confidence intervals (CI) for trough concentrations (C_{min}).

[0042] Figure 3 shows a visualisation of proteinase/anti-proteinase imbalance model methodology. The following steps are shown. [1] plating of isolated neutrophils

at 1 million cells/ml; [2] addition of substrate (fibrinogen) and stimulus (fMLP) beginning a 15 minute incubation period; [3] removal of treated cells from plate and centrifugation; [4-5] transfer of supernatant and disposal of cells. [B] indicates point of alvelestat addition to plated neutrophils alongside the addition of substrate and stimuli, namely
5 “one-step” incubation.

[0043] Figure 4 shows that increasing fibrinogen within a closed model increases elastase signal. **A** A α -Val³⁶⁰ levels produced by 1 million neutrophils/ml when incubated with increasing concentrations of uncleaved fibrinogen over 60 minutes; ●= with neutrophils, ■ = without neutrophils; n=3; error bars are median +/- IQR; **B** Quantity of
10 A α -Val³⁶⁰ produced by 1 million neutrophils/ml when exposed to 550 nM uncleaved fibrinogen; n=3; normality determined by Shapiro-Wilk normality test; 0 to 550 significance determined by unpaired t-test; 550 to control significance determined by Mann-Whitney test; error bars mean +/- SEM.

[0044] Figure 5 shows proteinase activity following stimulation of neutrophils with
15 Cal. Baseline corrected A α -Val³⁶⁰ levels following stimulation of neutrophils at 2.5 million/ml with Cal at 2.4/2.1/1.8/1.5/1.2/0.9/0.6/0.3 μ M with fibrinogen (550 nM) for 60 minutes; n=3.

[0045] Figure 6 shows proteinase activity following stimulation of neutrophils with
20 fMLP. Change in A α -Val³⁶⁰ levels following stimulation of neutrophils at 2.5 million/ml with fMLP at 0, 0.1, 1, 10 μ M fMLP with fibrinogen (550 nM) for 15 minutes; n=3.

[0046] Figure 7 shows assessment of alvelestat activity. Activity of alvelestat when
in the presence of increasing concentrations of NE; n=4; error bars mean +/- SEM; line of best fit calculated using simple linear regression and with control fixed at 100%; normality determined using Shapiro-Wilk test.

[0047] Figure 8 shows that introduction of AAT into the imbalance model reduces
25 NSP activity footprint, and the effect of increasing concentrations of active AAT on the activity neutrophil elastase activity within a model of proteinase/anti-proteinase imbalance. Percentage neutrophil elastase activity up to 15 μ M with 0 μ M AAT set as 100% activity baseline; n=4; mean +/- SEM.

[0048] Figure 9 shows the inhibitory effect of AZD9668 (alvelestat) on proteinase
30 activity. Percentage change in activity produced by increasing concentrations of alvelestat (at 10 nM, 50 nM, 100 nM, 1000 nM) on the activity of neutrophil elastase within a model of proteinase/anti-proteinase imbalance. No inhibitor as 100% activity baseline. Error bars mean +/- SEM.

DETAILED DESCRIPTION OF THE INVENTION

[0049] It has been determined that, to avoid NE activation, hence, avoid damage associated with NE in diseases of the respiratory system which are mediated by α -1 antitrypsin deficiency, such as COPD, inhibitory treatment must achieve and maintain a threshold C_{min} (trough plasma concentration) in a human of 300 nM or above. This is shown in Figure 1. Achieving and maintaining such a threshold C_{min} is correlated with an increased chance of survival and better quality of life in such patients.

[0050] This requires a substantially higher dose of 6-methyl-5-(1-methyl-1H-pyrazol-5-yl)-N-[[5-(methylsulfonyl)pyridin-2-yl]methyl]-2-oxo-1-[3-(trifluoromethyl)phenyl]-1,2-dihydropyridine-3-carboxamide than was previously thought. For example, the prior art discloses that a maximum daily amount of 200 mg should be administered.

[0051] As used herein, a disease of the respiratory system which is mediated by α -1 antitrypsin deficiency includes asthma, including bronchial, allergic, intrinsic, extrinsic, exercise-induced, drug-induced (including aspirin and NSAID-induced) and dust-induced asthma, both intermittent and persistent and of all severities, and other causes of airway hyper-responsiveness; chronic obstructive pulmonary disease (COPD); bronchitis, including infectious and eosinophilic bronchitis; emphysema; bronchiectasis; cystic fibrosis; sarcoidosis; farmer's lung and related diseases; hypersensitivity pneumonitis; adult respiratory distress syndrome (ARDS); lung fibrosis, including cryptogenic fibrosing alveolitis, idiopathic interstitial pneumonias, fibrosis complicating anti-neoplastic therapy and chronic infection, including tuberculosis and aspergillosis and other fungal infections; complications of lung transplantation; antitussive activity including treatment of chronic cough associated with inflammatory and secretory conditions of the airways, and iatrogenic cough; acute and chronic rhinitis including rhinitis medicamentosa, and vasomotor rhinitis; perennial and seasonal allergic rhinitis including rhinitis nervosa (hay fever); nasal polyposis; acute viral infection including the common cold, pulmonary hypertension, and infection due to respiratory syncytial virus, influenza, coronavirus (including SARS) and adenovirus.

[0052] In a preferred embodiment, the disease of the respiratory system which is mediated by α -1 antitrypsin deficiency is chronic obstructive pulmonary disease (COPD). In another preferred embodiment, the disease of the respiratory system which is mediated by α -1 antitrypsin deficiency is emphysema. In another preferred

embodiment, the disease of the respiratory system which is mediated by α -1 antitrypsin deficiency is bronchiectasis. In another preferred embodiment, the disease of the respiratory system which is mediated by α -1 antitrypsin deficiency is asthma.

[0053] As used herein, a disease of the respiratory system which is mediated by α -1 antitrypsin deficiency includes a patient with α -1 antitrypsin deficiency who is suffering from a disease of the respiratory system described herein, e.g. chronic obstructive pulmonary disease (COPD) or emphysema.

[0054] As used herein, a disease which is mediated by α -1 antitrypsin deficiency includes a patient with α -1 antitrypsin deficiency who is suffering from a disease. As used herein, a disease which is mediated by α -1 antitrypsin deficiency includes panniculitis.

[0055] Threshold C_{\min} values have been shown to be achieved and maintained when a patient suffering from a disease of the respiratory system which is mediated by α -1 antitrypsin deficiency is administered a 120 mg of 6-methyl-5-(1-methyl-1H-pyrazol-5-yl)-N-[[5-(methylsulfonyl)pyridin-2-yl]methyl]-2-oxo-1-[3-(trifluoromethyl)phenyl]-1,2-dihydropyridine-3-carboxamide or a salt thereof, twice daily. Preferably, a minimum of 120 mg, twice per day is administered to the human patient suffering from a disease of the respiratory system which is mediated by α -1 antitrypsin deficiency, for example, COPD. Thus, a minimum total daily dose of 240mg, preferably 440 mg, more preferably 480 mg is administered.

[0056] In further embodiments of the invention, a minimum of 180 mg of alvelestat or a salt thereof, twice per day is administered to the human patient suffering from a disease of the respiratory system which is mediated by α -1 antitrypsin deficiency, for example, COPD. Thus, a minimum total daily dose of 360 mg, preferably 540 mg, is administered.

[0057] Furthermore, such threshold C_{\min} values have been shown to be achieved and maintained when a patient suffering from a respiratory disease mediated by α -1 antitrypsin deficiency, for example COPD, is administered a 240 mg of 6-methyl-5-(1-methyl-1H-pyrazol-5-yl)-N-[[5-(methylsulfonyl)pyridin-2-yl]methyl]-2-oxo-1-[3-(trifluoromethyl)phenyl]-1,2-dihydropyridine-3-carboxamide or a salt thereof, twice daily. Preferably, a minimum of 240 mg, twice per day is administered to the human patient suffering from a disease of the respiratory system which is mediated by α -1 antitrypsin deficiency, for example COPD. Thus, a minimum total daily dose of 440 mg, preferably 480 mg is administered.

[0058] C_{min} is a term used in pharmacokinetics for the minimum blood plasma concentration reached by a drug prior to administration of a second dose. E.g. C_{min} can be the trough plasma concentration observed in Figure 2. C_{min} is the opposite of C_{max} , the maximum concentration that the drug reaches (e.g. peak plasma concentration).

5 **[0059]** For all of the aspects of the invention disclosed herein, the administered alvelestat or a salt thereof results in a C_{min} plasma concentration of at least 300 nM in the patient.

[0060] For all of the aspects of the invention disclosed herein, preferably the administered alvelestat or a salt thereof results in a C_{max} plasma concentration of at least 1000 nM in the patient.

[0061] For all of the aspects of the invention disclosed herein, preferably the administered alvelestat or a salt thereof results in a C_{min} plasma concentration of at least 300 nM and a C_{max} plasma concentration of at least 1000 nM in the patient.

15 **[0062]** For all of the aspects of the invention disclosed herein, each dosage form is preferably a single solid entity. However, each administration may comprise a plurality of solid dosage forms, subject to each administration having no more than 300 mg of 6-methyl-5-(1-methyl-1H-pyrazol-5-yl)-N-[[5-(methylsulfonyl)pyridin-2-yl]methyl]-2-oxo-1-[3-(trifluoromethyl)phenyl]-1,2-dihydropyridine-3-carboxamide or a salt thereof, and preferably 240-480 mg of 6-methyl-5-(1-methyl-1H-pyrazol-5-yl)-N-[[5-

20 (methylsulfonyl)pyridin-2-yl]methyl]-2-oxo-1-[3-(trifluoromethyl)phenyl]-1,2-dihydropyridine-3-carboxamide or a salt thereof.

[0063] Twice daily administration means that the administration takes place at regular spaced intervals, preferably at least 8 hours apart, more preferably at least 10 hours apart, for example about 12 hours apart \pm 1 hour.

25 **[0064]** For all of the aspects of the invention disclosed herein, preferably a maximum daily dose of 600 mg is not exceeded, more preferably not more than 500 mg.

[0065] For all of the aspects of the invention disclosed herein, preferably each individual dose contains between 120 and 250 mg of 6-methyl-5-(1-methyl-1H-pyrazol-5-yl)-N-[[5-(methylsulfonyl)pyridin-2-yl]methyl]-2-oxo-1-[3-(trifluoromethyl)phenyl]-1,2-dihydropyridine-3-carboxamide or a salt thereof, for example 120 mg, 180 mg or 240 mg.

[0066] For all of the aspects of the invention disclosed herein, preferably each individual dose contains between 160 and 250 mg of 6-methyl-5-(1-methyl-1H-pyrazol-

5-yl)-N-[[5-(methylsulfonyl)pyridin-2-yl]methyl]-2-oxo-1-[3-(trifluoromethyl)phenyl]-1,2-dihydropyridine-3-carboxamide or a salt thereof, e.g. 180 mg.

[0067] For all of the aspects of the invention disclosed herein, preferably each individual dose contains between 220 and 250 mg of 6-methyl-5-(1-methyl-1H-pyrazol-5-yl)-N-[[5-(methylsulfonyl)pyridin-2-yl]methyl]-2-oxo-1-[3-(trifluoromethyl)phenyl]-1,2-dihydropyridine-3-carboxamide or a salt thereof, e.g. 240 mg.

[0068] The administration of 6-methyl-5-(1-methyl-1H-pyrazol-5-yl)-N-[[5-(methylsulfonyl)pyridin-2-yl]methyl]-2-oxo-1-[3-(trifluoromethyl)phenyl]-1,2-dihydropyridine-3-carboxamide or a salt thereof preferably takes place chronically.

Hence, a preferred embodiment of the fifth and tenth aspects of the invention, the kit comprises a defined supply of dosage forms, such as a weekly, bi-weekly or monthly supply of dosage forms of 6-methyl-5-(1-methyl-1H-pyrazol-5-yl)-N-[[5-(methylsulfonyl)pyridin-2-yl]methyl]-2-oxo-1-[3-(trifluoromethyl)phenyl]-1,2-dihydropyridine-3-carboxamide or a salt thereof.

[0069] In an embodiment of the invention, the salt of 6-methyl-5-(1-methyl-1H-pyrazol-5-yl)-N-[[5-(methylsulfonyl)pyridin-2-yl]methyl]-2-oxo-1-[3-(trifluoromethyl)phenyl]-1,2-dihydropyridine-3-carboxamide is the tosylate salt of 6-methyl-5-(1-methyl-1H-pyrazol-5-yl)-N-[[5-(methylsulfonyl)pyridin-2-yl]methyl]-2-oxo-1-[3-(trifluoromethyl)phenyl]-1,2-dihydropyridine-3-carboxamide.

[0070] 6-Methyl-5-(1-methyl-1H-pyrazol-5-yl)-N-[[5-(methylsulfonyl)pyridin-2-yl]methyl]-2-oxo-1-[3-(trifluoromethyl)phenyl]-1,2-dihydropyridine-3-carboxamide, or a salt thereof, may be administered to an individual in accordance with an effective dosing regimen for a desired period of time or duration, such as at least one week, at least about one month, at least about 2 months, at least about 3 months, at least about 6 months, at least about 12 months, at least about 24 months, or longer. For example, the compound may be administered on a daily or intermittent schedule for the duration of the subject's life.

[0071] The dose of 6-Methyl-5-(1-methyl-1H-pyrazol-5-yl)-N-[[5-(methylsulfonyl)pyridin-2-yl]methyl]-2-oxo-1-[3-(trifluoromethyl)phenyl]-1,2-dihydropyridine-3-carboxamide or a salt thereof may be administered according to a dosage escalation regime in all methods of the invention. This allows safe titration up to a daily dose of alvelestat, e.g. of 120mg twice daily (BID). For example, a dosage escalation regime up to a 120mg twice daily dose of alvelestat according to the invention comprises administration of alvelestat or a salt thereof at a dose of 60mg of

alvelestat twice daily for a first period of time, followed by 120mg twice daily thereafter. The first period may be from 5-20 days, preferably each about one week (7 days). In particular, alvelestat or a salt thereof is administered at 60mg twice daily for one week, followed by 120mg twice daily thereafter. Doses are referred to as the equivalent amount of alvelestat free base.

[0072] A dose escalation regime may also be used to allow safe titration up to a daily dose of alvelestat, e.g. of 240mg twice daily (BID). For example, a dosage escalation regime up to a 240mg twice daily dose of alvelestat according to the invention comprises administration of alvelestat or a salt thereof at a dose of 60mg of alvelestat twice daily for a first period of time, followed by 120mg twice daily for a second period of time, followed by 180mg twice daily for a third period of time, and 240mg twice daily thereafter. The first, second and third periods may each be from 5-20 days, preferably each about one week (7 days). In particular, alvelestat or a salt thereof is administered at 60mg twice daily for one week, followed by 120mg twice daily for one week, followed by 180mg twice daily for one week, and 240mg twice daily thereafter. Doses are referred to as the equivalent amount of alvelestat free base.

[0073] In an embodiment of the invention, the amount (e.g. mg) of alvelestat or a salt thereof referred to in the amount administered, the dose or the solid dosage form, is the corresponding amount of alvelestat free base in the alvelestat or salt thereof. For example, if a method of the invention requires the administration of a dose of 240mg of alvelestat or a salt thereof, the amount of an alvelestat salt used will be equivalent to 240 mg of alvelestat freebase.

[0074] As shown in the examples, alvelestat C_{max} concentrations achieved by the described dosing regimen suppressed neutrophil elastase (NE) activity by 72.6% (see Figure 9). By contrast, AAT at concentrations achieved therapeutically in treatment of alpha-1 deficiency, by use of AAT replacement "augmentation", suppressed NE activity by only 56.7% (see Figure 8). Thus, alvelestat may be a more potent inhibitor of NE than AAT augmentation therapy. It is therefore believed that alvelestat may be useful in treating patients who have not responded well to AAT augmentation therapy. Such augmentation therapy involves the administration of AAT intravenously in order to slow down progression of diseases of the respiratory system which are mediated by AATD.

[0075] Thus, the invention provides a method of treating a disease of the respiratory system which is mediated by α -1 antitrypsin deficiency (e.g. COPD) in a patient in need thereof who has not responded to AAT therapy, comprising

administering an effective amount of alvelestat or a salt thereof as disclosed herein (e.g. 120-300 mg BID, in particular 220-300mg BID) to the patient. In an embodiment, the administration of alvelestat or a salt thereof is either in place of, or in combination with, AAT augmentation therapy. Non-responders may be patients for whom AAT does not
5 treat or delay progression of a disease of the respiratory system which is mediated by AATD, e.g. COPD.

[0076] Therefore, for all of the aspects of the invention disclosed herein, the patient in need of treatment may have previously been treated for α -1 antitrypsin deficiency, or is currently treated, by the administration of AAT. The compound (I) or salt thereof may
10 be used alone when appropriate, or in the form of appropriate pharmaceutical composition comprising the compound of the invention in combination with a pharmaceutically acceptable diluent, adjuvant or carrier. Particularly preferred are compositions not containing material capable of causing an adverse reaction, for example, an allergic reaction.

[0077] The solid dosage form or forms as defined herein are preferably in the form of a tablet, tablets, capsule or capsules, most preferably a tablet.

[0078] According to the invention, there is provided a pharmaceutical composition comprising a compound (I) or salt thereof in admixture with a pharmaceutically acceptable diluent or carrier. The compound (I) or salt thereof is preferably used in a
20 micronised or a milled form. The compound (I) or salt thereof is preferably less than 50% by weight and more preferably less than 30% by weight of the total composition weight in the compositions described herein (including the oral compositions).

[0079] For each and every method of this invention, the invention provides a further embodiment relating to a method of treatment comprising administering alvelestat or a
25 salt thereof to a patient in need, in that method. For each and every method of this invention, the invention provides a further embodiment relating to alvelestat or a salt thereof for use in that method. For each and every method of this invention, the invention provides a further embodiment relating to alvelestat or a salt thereof in the manufacture of a medicament for that method.

[0080] In an embodiment of the methods described herein, alvelestat or a salt thereof is administered to a human patient in need thereof.

[0081] For oral administration the compound (I) or salts thereof may, for example, be admixed with an adjuvant, diluent or a filler, for example, lactose, saccharose, sorbitol, mannitol, dibasic calcium phosphate (dicalcium phosphate) including hydrated

and anhydrous forms; a starch, for example, potato starch, corn (maize) starch or amylopectin; a cellulose derivative such as microcrystalline cellulose (MCC) or silicified microcrystalline cellulose (SMCC) and the like. In some embodiments mixtures of these may be used. In one embodiment the compound (I) tosylate is not admixed with
5 mannitol. In one embodiment, the quantity of hydrophilic celluloses, such as MCC in the complete formulation ranges between 50 % and 98 %. These adjuvants, diluents and fillers are used in total in 60 to 98 parts, preferably in 70 to 95 parts, thereof per 100 parts of the solid formulation by weight. Examples of cellulose derivatives such as microcrystalline cellulose, include Avicel PH101, PH 102, PH 102 SCG, PH200, PH301,
10 PH302, and PH-F20, Avicel RC-A591NF. An example of silicified microcrystalline cellulose products is ProSolv 90 HD, a mixture of MCC and colloidal silicon dioxide (manufactured by JRS Pharma). Examples of dibasic calcium phosphate dihydrate products are Calipharm D (from ThermoPhos), ICL D (from ICL Performance Products), Calstar (FMC Biopolymer), Di-Cafos (Chemische Fabrik Budenheim), DI-TAB
15 (Innophos) and Emcompress (JRS Pharma LP). Examples of dibasic calcium phosphate anhydrate are ICL A (from ICL Performance Products), Fuji Calin (from Fuji Chemicals), A-TAB (Innophos), Di-Cafos AN (Chemische Fabrik Budenheim) and Emcompress Anhydrous (JRS Pharma LP). Examples of mannitol products is Pearlitol DC 300 and Pearlitol SD200 (manufactured by Roquette). An example of a lactose
20 product is Pharmatose DCL 15 (manufactured by DMV).

[0082] A binder may be optionally used, for example, hydroxypropyl cellulose (HPC), hydroxypropylmethyl cellulose (HPMC), polyvinylpyrrolidone (PVP) or gelatine and 0.5 to 10 parts, preferably 1 to 4 parts, thereof is used per 100 parts of the solid pharmaceutical formulation by weight. An example of hydroxypropyl cellulose includes
25 HPC LF. Examples of hydroxypropylmethyl cellulose include PVP K30 and PVP K90.

[0083] Disintegrating agents include for example, carmellose calcium, carboxymethyl starch sodium, croscarmellose sodium, crospovidone (crosslinked polyvinylpyrrolidone) and the like, and 0.5 to 15 parts, preferably 2 to 10 parts, thereof is used per 100 parts of the solid pharmaceutical formulation by weight. Disintegrating
30 agents are exemplified by Kollidon CL (manufactured by BASF).

[0084] Lubricants include magnesium stearate, calcium stearate, sucrose esters of fatty acids, sodium stearyl fumarate, stearic acid, polyethyleneglycol, wax, paraffin and the like. The amount of lubricant is between 0.05 % and 5 % and is preferably between 0.5 % to 3.5 %, wherein the % is by weight of the formulation.

[0085] Surfactants include sodium lauryl sulfate, polysorbate 80, hydrogenated oil, polyoxyethylene(160)polyoxypropylene(30)glycol, and the like. The amount of surfactant is less than 2 %, suitably less than 1.5%, for example less than 1.1 % wherein the % is by weight of the formulation.

5

EXAMPLES

[0086] Example 1

[0087] The effect of alvelestat on ex vivo zymosan-stimulated neutrophil elastase (NE) activity in whole blood was evaluated. Blood from healthy volunteers from a Multiple Ascending Dose (MAD) alvelestat study was collected at baseline (before alvelestat treatment) and on the different doses of alvelestat treatment or placebo. Citrated blood samples were incubated with zymosan, and the resulting NE activity was measured by a fluorogenic assay based on the generation of the fluorescent cleavage product, 7-amino-4-methylcoumarin. NE suppressive effect of alvelestat or placebo was expressed as the percentage inhibition of the pre-treatment (baseline) zymosan stimulated NE. Alvelestat concentrations were measured in plasma by protein precipitation followed by liquid chromatography and tandem mass spectrometry, measured at the same timepoints as NE activity. Plasma concentrations were grouped for analysis as <3nM; 3-30 nm; 30-300 nM and >300 nM.

10

15

20

[0088] Figure 1 shows the percentage inhibition of zymosan stimulated neutrophil elastase (NE) in plasma at increasing concentrations of alvelestat, and indicates that ~100% NE inhibition can be achieved by a plasma concentration of alvelestat of 300 nM or above.

[0089] Example 2

[0090] Figure 2 shows population PK simulated median plasma concentrations (dark line) for the tosylate salt of doses of up to 240 mg given BID (twice daily) or QD (once daily) 6-methyl-5-(1-methyl-1H-pyrazol-5-yl)-N-[[5-(methylsulfonyl)pyridin-2-yl]methyl]-2-oxo-1-[3-(trifluoromethyl)phenyl]-1,2-dihydropyridine-3-carboxamide, showing the 95% CI. The median and 95% CI bounds (in grey) show the predicted PK levels of 240 mg BID meet the greater than 300nM threshold (dotted line). Figure 2 also shows the predicted PK levels of 120 mg BID meet the 300nM threshold (dotted line).

25

30

[0091] Table 1 shows population PK simulated median plasma concentrations for the tosylate salt of doses of up to 240 mg given BID (twice daily) or QD (once daily) 6-methyl-5-(1-methyl-1H-pyrazol-5-yl)-N-[[5-(methylsulfonyl)pyridin-2-yl]methyl]-2-oxo-1-

[3-(trifluoromethyl)phenyl]-1,2-dihydropyridine-3-carboxamide, showing the median, lower and upper interquartile ranges (IIQ and uIQ), lower and upper 95% CI (l95%CI and u95%CI) for QD and BID dosing regimens. These all show that the predicted PK levels of 240 mg BID meet the greater than 300nM threshold (dotted line). The median shows the predicted PK levels of 120 mg BID meet the greater than 300nM threshold (dotted line).

[0092] It can be seen that in order to achieve a median threshold C_{min} (trough plasma concentration) in a human of at least 300 nM, and allowing for up to 125% variance around the predicted C_{min} as by Regulatory guidelines (EU and US regulators included), a minimum BID dose of 120 mg is required.

[0093] Preferably, in order to achieve a 95% CI lower threshold C_{min} (trough plasma concentration) in a human of at least 300 nM, and allowing for up to 125% variance around the predicted C_{min} as by Regulatory guidelines (EU and US regulators included), a minimum BID dose of 240 mg is preferred.

[0094] Table 1: PopPK Simulation plasma concentrations (C_{min}) for the tosylate salt

Regimen	Dose (mg)	Simulated PK concentration				
		IIQ	Median	uIQ	l95%CI	u95%CI
QD	90	31.842	50.145	72.7995	17.21465	120.5265
QD	120	41.5185	65.6745	98.8935	23.61045	156.442
QD	150	55.4215	85.3845	121.595	27.3528	205.093
QD	180	65.76775	94.012	145.8775	37.5023	230.9075
QD	210	73.145	106.665	161.475	39.1444	296.615
QD	240	83.544	131.075	187.1575	47.0317	317.0865
BID	90	196.1375	280.64	370.1475	107.781	530.043
BID	120	268.52	361.175	485.7125	155.359	727.246
BID	150	338.5225	449.28	584.6575	206.2275	825.7995
BID	180	390.1925	540.2	726.22	235.342	1012.285
BID	210	452.005	636.295	861.595	256.8515	1256.835
BID	240	504.2475	705.125	943.6825	288.7425	1369.025

[0095] **Example 3:** the protection of proteinase associated lung damage by alvelestat (a neutrophil elastase inhibitor)

[0096] Summary

[0097] Alpha-1 antitrypsin deficiency (AATD) is a genetic condition which can result in reduced/no release of the protective anti-proteinase alpha-1 antitrypsin (AAT). The lack of this major inhibitor of potentially destructive proteinases, results in a persistent proteinase/anti-proteinase imbalance state. Uninhibited proteinase, in particular elastase, activity causes structural changes to the lung and leads to emphysema and airway obstruction. Using an in vitro model of this imbalance allows for physiological assessment of the effect of elastase inhibitors on neutrophil serine proteinases (NSPs) involved in pathophysiology.

[0098] This example describes the effect of adding alvelestat into a stimulated neutrophil-fibrinogen buffer model to assess changes in elastase activity by monitoring the release of elastase specific markers of the process.

[0099] A model of the proteinase/anti-proteinase imbalance was developed and validated by describing the effect of the physiological inhibitor AAT on uninhibited NSP activity through elastase footprint activity immunoassays. Alvelestat was then added into the model.

[00100] Results obtained by adding alvelestat indicate that the compound is successfully and rapidly able to inhibit elastase activity in vitro and more effectively than the physiological inhibitor AAT.

[00101] Introduction

[00102] Alpha-1 antitrypsin deficiency (AATD) is a genetic condition arising from a mutation in the SERPINA1 gene [1] which encodes the glycoprotein alpha-1 antitrypsin (AAT) crucial for inhibition of destructive neutrophil serine proteinases. Mutation of the SERPINA1 gene produces AAT variants that lead to little/no secretion into the blood and tissues, thereby reducing physiological control of potentially damaging proteinases.

[00103] In healthy tissues, destructive proteinases are modulated by anti-proteinases (mostly AAT), however in AATD, the lack of AAT means these proteinases retain excessive activity; leading to a major proteinase/anti-proteinase imbalance [2] [3] [4].

[00104] This proteinase/anti-proteinase imbalance is believed to be the cause of the pathophysiological irreversible emphysematous changes associated with patients with AATD COPD (chronic obstructive pulmonary disease) [4].

[00105] Uninhibited proteinases are free to cleave major extracellular matrix (ECM) proteins, such as elastin, collagen and fibrinogen, damaging lung structure and leading to emphysema [5].

5 [00106] Indeed, clinically, an AAT serum concentration of below 11 μM is regarded as key to a non-physiological interaction resulting in increased emphysematous changes and hence clinical lung disease and is termed the putative “at-risk threshold” [6].

[00107] Historically, proteinase damage in COPD has been mostly attributed to neutrophil elastase (NE) activity, as demonstrated by animal studies [7].

10 [00108] Recent development of *in vivo* proteinase activity footprint immunoassays for NE, based upon detection of specific fibrinogen cleavage products in subject plasma, have supported the theory of the importance of the proteinase/anti-proteinase imbalance in AATD [8].

15 [00109] All deficient AAT phenotypes measured for NE activity demonstrated increased evidence of these footprints compared to healthy smoking volunteers, and demonstrated different profiles between AAT phenotypes [8].

[00110] It was hypothesised that the addition of alvelestat into the model would provide data on the effect of the drug *in vitro*, including exposure response to support dose ranging used in clinical trial, and support the products of this model as a biomarker
20 of pharmaceutical and hence clinical efficacy.

[00111] The primary purpose of this model is to describe changes in elastase activity related to alvelestat NE inhibitor application.

[00112] **Materials and Methods:**

[00113] Enzyme kinetics

25 [00114] The initial steps involved assessment of the biological activity of the enzymes and inhibitors to be used in the more physiological experiments.

[00115] Step 1 involved assessment of the activity of Porcine Pancreatic Elastase using Lineweaver-Burk reciprocal plot analysis [9].

[00116] Step 2 Having confirmed the PPE activity, the inhibitory function of a purified
30 batch of AAT (Athens Research & Technology, US) was determined against this enzyme and used for all subsequent experiments.

[00117] Step 3 involved using the pure AAT to assess inhibition of pure NE preps (Athens Research and Technology, US) to derive their active function. The enzyme activity was then used to assess the activity of alvelestat.

[00118] Activity of alvelestat was calculated by measuring N-succinyl-Ala-Ala-Ala-p-nitroanilide (SlaaapN) cleavage when the compound was titrated against elastase of known concentration and activity [2]. Using these methods, alvelestat activity against NE was concluded to be 88%. Results were determined computationally using Prism software.

[00119] The Proteinase/anti-proteinase imbalance model

[00120] Neutrophils from healthy young volunteers were isolated using a method broadly described by Jepsen and Skottun [10].

[00121] Neutrophils were then incubated for 15 minutes at 37°C with 550 nM

fibrinogen (Calbiochem, San Diego, CA, US), 10 µM

N-formyl-L-methionyl-L-leucyl-phenylalanine (fMLP; Sigma-Aldrich, St. Louis, MO, US),

as well as concentrations of active AAT between 0-11 µM (Athens Research and

Technology, Athens, GA, US) and increasing concentrations of AZD9668 in Roswell

Park Memorial Institute media 1640 (RPMI; Sigma-Aldrich; with L-glutamine and sodium

bicarbonate) supplemented with Penicillin-streptomycin (1% v/v; Sigma-Aldrich) –

Figure 3.

[00122] Supernatant was obtained through centrifugation, and NE activity footprints were measured.

[00123] Specific proteinase activity assays

[00124] Inverse fluorescence immunoassay methods described previously by Carter *et al.* and Newby *et al.* [8] were utilised to measured neutrophil elastase and proteinase 3 activity footprints.

[00125] Study subjects

[00126] Healthy, young (<35 years old) non-smokers blood and plasma was

collected with ethical approval under “Investigations of the ageing immune system”

(ERN_12-1184) held by the Institute of Inflammation and Ageing, University of Birmingham.

[00127] Results

[00128] 1. Development of a Novel in vitro Model using Isolated Neutrophils in Fibrinogen containing buffer

[00129] To generate an appropriate model for assessment of alvelestat, parameters involved in development of a fibrinogen-buffer neutrophil model were individually explored and optimal conditions selected.

[00130] i. Validation of the Aα-Val³⁶⁰ assay with resting neutrophils

[00131] To select optimal fibrinogen concentrations, neutrophils were incubated along an uncleaved fibrinogen titration curve, ranging from 0-8797 nM. 8797 nM being the mean human blood fibrinogen concentration described in the literature. The curve was measured alongside a negative control with no neutrophils (see Figure 4).

5 **[00132]** ii. Validation of the A α -Val360 assay with stimulated neutrophils

[00133] To determine maximal stimulation a potent stimulator of neutrophils, Cal, [11] was titrated out from 0-2.4 μ M and specific proteinase fibrinogen-cleavage product measured.

10 **[00134]** The NE activity footprint rose rapidly by 43.8 nM (+/- 17.1) following stimulation of neutrophils with 0.3 μ M Cal and then also plateaued (Figure 5).

[00135] Flow cytometry confirmed neutrophil degranulation and, also, despite strong stimulation, neutrophil viability remained high. Flow cytometry assessment confirmed that DMSO used to dissolve alvelestat did not stimulate the neutrophils to degranulate.

15 **[00136]** To assess a more physiological stimulus, neutrophils were then incubated with N-formylmethionine-leucyl-phenylalanine (fMLP).

[00137] There was a rapid increase in proteinase activity observed with stimulations from 0-1 μ M. At 0.1 μ M.

20 **[00138]** At 0.1 μ M, NE activity increased by 11.4 nM, and at 1 μ M activity further increased by 7.3 nM. Activity continued to increase to 35.0 at 10 μ M fMLP, although the rate of increase was less (Figure 6).

[00139] Again, flow cytometry assessment confirmed that fMLP stimulated degranulation, with no affect cell viability and DMSO did not stimulate the neutrophils to degranulate.

[00140] 2. Enzymatic activity

25 **[00141]** i. Porcine pancreatic elastase activity

[00142] Prior to application of inhibitors, activity of PPE was determined by measuring substrate optical density over one hour, then the rate of reaction velocity and substrate cleavage were calculated. The Michaelis-Menten plot demonstrated a parabolic curve, so the reaction can be described by the usual Michaelis-Menten equation and is not cooperative or allosteric [12]. Change in absorbance (at 410 nm) of PPE incubated with 6 concentrations of substrate SlaapN (N-succinyl-Ala-Ala-Ala-p-nitroanilide – CAS Number: 52299-14-6) over 15 minutes (450 seconds). A Lineweaver-Burk plot was also produced. Using the axis crosspoints obtained computationally, the values for maximal rate (V_{max}) and the Michaelis constant (K_m) could be calculated. N-Succinyl-Ala-Ala-Ala-

30

p-nitroanilide can be a chromogenic substrate for chymotrypsin-like serine protease, pancreatic elastase and serine endopeptidase. Procedures for measuring elastase products using SlaaapN as the substrate are known.

[00143] Using these values and the known published value for catalytic efficiency [13], the functional activity of PPE could be determined and this value was used for subsequent experiments. PPE activity was concluded to be 81.5%.

[00144] ii. Alpha-1 Antitrypsin Activity

[00145] Activity of AAT was assessed kinetically by measuring SlaaapN cleavage by PPE of a known activity, following the incubation of a known active molar concentration of PPE with AAT.

[00146] Over time the amount of SlaaapN cleaved increased. As AAT:[active PPE] molar ratio increased, where higher concentrations of inhibitor were present, lower rates of cleavage occurred. With no AAT, PPE activity was 100%, and a molar concentration of 1.208 Mol AAT to 1 Mol PPE was required to neutralise PPE activity.

[00147] This meant 1.208 moles of AAT were required to inhibit 1 mol of active PPE. If AAT is fully active, PPE should be inhibited at 1:1. It can therefore be calculated that the functional AAT activity is therefore 83%.

[00148] iii. Neutrophil Elastase activity

[00149] Activity of NE was then assessed kinetically by measuring SlaaapN cleavage by NE when inhibited with known active molar concentration AAT. Over time the amount of SlaaapN cleaved increased. As [active AAT]:NE molar ratio increased, where higher concentrations of inhibitor were present, lower rates of cleavage occurred.

[00150] This meant the pure active AAT inhibited NE at a molar ratio of 0.99:1 confirming the NE to be fully active.

[00151] iv. Alvelestat activity

[00152] Activity of alvelestat was assessed kinetically by measuring substrate cleavage by elastase of known activity in the presence of the inhibitor, with inhibitor along an inhibition curve. Over time the amount of SlaaapN cleaved decreased.

[00153] Kinetic analysis demonstrated that alvelestat is a highly potent and rapid reversible inhibitor of NE [14]. The molar ratio of compound required to fully inhibit NE is 0.87:1, as outlined below.

[00154] We can conclude from this that by extrapolation 0.87 mole of alvelestat is required to inhibit 1 mole of NE. Therefore, activity within the errors of the experiment can be determined to be full.

[00155] Table 2. Computational intercept of axis in Figure 7.

Best-fit values	
Slope	-114.4
X-intercept	0.8742

[00156] Legend: Best-fit values of axis intercept and slope obtained by comparing alvelestat:NE ratios against calculated enzymatic activity of NE against SlaapN in the presence of alvelestat.

[00157] 3. The Generation of Serine Proteinase Peptides in the presence of Increasing doses of AAT

[00158] AAT was added in increasing functional concentrations to the proteinase/anti-proteinase model together with substrate (fibrinogen) and stimulus (fMLP). Pathophysiological concentrations were selected to mimic different disease genotype AAT concentrations as described by the American Thoracic and European Respiratory Societies: 0 μM representing a Pi 'null' genotype, 2.6-6.5 μM representing a PiZZ genotype, and 10.4-14.3 μM representing a PiSZ genotype [15].

[00159] As concentration of AAT increased, the proteinase activity signals reduced for NE and plateaued around 11 μM (Figure 8). Examination of the change in activity by specific proteinase fibrinogen cleavage products (baseline set at 0 μM as 100% active) found that this represented a percentage decrease of 56.7% for NE (Figure 8).

[00160] 4. The Generation of Serine Proteinase Peptides in the presence of Increasing doses of alvelestat

[00161] Alvelestat was added into the model along a dose response curve using pharmacologically active concentrations previously reported in the literature. When re-evaluated to take into account enzymatic activity, the effect of active alvelestat concentrations at 1000 nM, 100 nM, 50 nM, 10 nM and 0 nM on the activity of NE activity within a model of proteinase/anti-proteinase imbalance was assessed (n=3).

[00162] Data showed that when 10 nM of the compound was added into the model, change in activity defined by specific neutrophil elastase fibrinogen cleavage products (baseline set at 0 μM as 100% active) decreased to 60.1% for NE (Figure 9). When treated with a higher concentration of 1000 nM, NE activity fell further to 27.4% of the untreated value.

[00163] Discussion

5 **[00164]** Literature describes alvelestat as a potent inhibitor of elastase in vitro [14] [16], and this is supported by data in this report using the proteinase/anti-proteinase biomarker model. It was observed that as the concentration of this anti-elastase increased, the quantity of specific elastase cleaved fibrinogen products rapidly decreased.

[00165] However, the inhibition of elastase activity occurred at a lower molar concentration than observed for AAT. This would imply that the compound could inhibit elastase which is not accessible to the larger AAT molecule indicating perhaps a cell membrane bound or intracellular inhibitory component.

10 **[00166]** There is limited published evidence describing the molecular interactions of alvelestat. We propose that the compound could therefore also be an effective inhibitor of cellular proteinase prior to substrate binding.

[00167] Summary statements

15 **[00168]** This report demonstrates the effect of alvelestat on proteinase activity within a more physiological model of the proteinase/anti-proteinase imbalance relevant to alpha-1 antitrypsin deficiency and its treatment.

20 **[00169]** The proteinase/anti-proteinase model data, collected in this example, supports a role for alvelestat as a potent inhibitor of elastase activity. Moreover the data supports that alvelestat can “normalise” the dysfunction associated with AATD associated disease, being more effective in suppressing elastase than the physiological AAT protein. The data also suggests the mode of action of the inhibitor exceeds that expected suggesting activity against NE is via a different mechanism to physiological inhibitors such as AAT. Alvelestat can, at concentrations achieved by the dosing regimens described in the application, provide NE inhibition greater than AAT at the protein concentration achieved by augmentation treatment in AATD. This supports the use of alvelestat as treatment of AATD, including in patients where augmentation has not worked, either as replacement to augmentation, or in combination with augmentation.

25 **[00170] Further Summary Points:**

30 **[00171]** 1. Alvelestat or a salt thereof, at doses of 120-300 mg, and alternatively 220-300 mg, BID, demonstrates activity in inhibiting neutrophil elastase (NE). This can be seen from Figure 1 where about 100% NE inhibition was observed at a plasma concentration of about 300 nM of alvelestat. Simulated PK modelling (Figure 2) suggests that to achieve a plasma concentration of about 300 nM of alvelestat (or a salt thereof) in a subject, a dose of 120-300 mg BID is required. To have greater confidence in achieving

a plasma concentration of about 300 nM of alvelestat (or a salt thereof), a dose of 220-300 mg BID is required. Lastly, example 3, shows that Alvelestat or a salt thereof, at doses of 120-300 mg, and alternatively 220-300 mg, BID, demonstrates activity in inhibiting neutrophil elastase (NE), e.g. as measured by A- α -Val³⁶⁰ (Figure 9). Figure 9 shows that alvelestat at a concentration of 300 nm achieves NE inhibition via measuring percentage change in A- α -Val³⁶⁰. Example 3 also shows that A- α -Val³⁶⁰ is a specific product of neutrophil elastase. A- α -Val³⁶⁰ has been shown to be elevated in patients with AATD. A higher concentration of A- α -Val³⁶⁰ is related to an increased severity of disease, e.g. AATD. Thus elevated levels of A- α -Val³⁶⁰ in a patient may identify them as potential responders to treatment with alvelestat.

[00172] 2. The NE inhibitory efficacy of alvelestat was compared to the NE inhibitory efficacy of AAT, the natural protein. Inhibition of NE by AAT plateaued at 56.7% inhibition (i.e. 43.3% above baseline - Figure 8), whereas inhibition by alvelestat showed greater inhibition at 72.6% (i.e. 27.4% above baseline - Figure 9) at 1000 nM of alvelestat. Here we show via simulated PK C_{max} concentrations that concentrations of alvelestat at about 1000 nM would be achieved after dosing with the proposed doses / dosing regimens of the present invention (e.g. at doses of 120-300 mg, and 220-300 mg, BID) (Table 3). Table 3 shows selected population PK simulated C_{max} plasma concentrations for alvelestat tosylate at doses of alvelestat of 120 mg and 240 mg given BID (twice daily), showing the median, lower and upper interquartile ranges (lIQ and uIQ), lower and upper 95% CI (l95%CI) and u95%CI) for BID dosing regimens. As can be seen, the values in Table 3 are 1000 nM or greater, and thus, the dosing regimens of the present invention provide the concentrations of alvelestat in order to achieve improved suppression of NE for therapeutic purposes compared to AAT at concentrations achieved therapeutically in treatment of alpha-1 deficiency, by use of AAT replacement “augmentation”.

[00173] Table 3 PopPK Simulation plasma concentrations (C_{max}) for the tosylate salt

Regimen	Dose (mg)	Simulated PK concentration (nM)				
		lIQ	Median	uIQ	l95%CI	u95%CI
BID	120	1323.7	1485.25	1668.35	999.4453	2014.123
BID	240	2648.4	2953.5	3247.175	1991.09	3937.693

[00174] 3. Alvelestat surprisingly showed higher potency in comparison to the natural inhibitor (AAT). This effect could be due to the ability of alvelestat to inhibit cell surface elastase (which AAT inhibits poorly due to steric hindrance). The effect could also be due to the ability of alvelestat to inhibit exosome containing elastase, which is released on neutrophil activation (but is resistant to AAT), because AAT cannot enter cells so cannot result in intracellular inhibition.

[00175] References:

1. Zorzetto, M., et al., *SERPINA1 Gene Variants in Individuals from the General Population with Reduced α 1-Antitrypsin Concentrations*. *Clinical Chemistry*, 2008. **54**(8): p. 1331.
2. Sinden, N.J. and R.A. Stockley, *Proteinase 3 Activity in Sputum from Subjects with Alpha-1 Anti-trypsin Deficiency and COPD*. *European Respiratory Journal*, 2013. **41**: p. 1042-1050.
3. Sinden, N.J., et al., *Alpha-1-Antitrypsin Variants and the Proteinase/Anti-Proteinase Imbalance in Chronic Obstructive Pulmonary Disease*. *American Journal of Physiology, Lung Cellular and Molecular Physiology*, 2015. **308**: p. 12.
4. Stockley, R.A., *Neutrophils and Protease/Antiprotease Imbalance*. *American Journal of Respiratory and Critical Care Medicine*, 1999. **160**: p. S49-S52.
5. Rao, N.V., et al., *Characterisation of Proteinase 3 (PR-3), a Neutrophil Serine Proteinase: Structural and Functional Properties*. *The Journal of Biological Chemistry*, 1991. **266**(15): p. 9540-9548.
6. Wewers, M.D., et al., *Replacement therapy for alpha 1-antitrypsin deficiency associated with emphysema*. *N Engl J Med*, 1987. **316**(17): p. 1055-62.
7. Lucey, E.C., et al., *Effect of Combined Human Neutrophil Cathepsin G and Elastase on Induction of Secretory Cell Metaplasia and Emphysema in Hamsters, with in vitro Observations on Elastolysis by these Enzymes*. *American Review of Respiratory Disease*, 1985. **132**(2): p. 362-366.
8. Carter, R.I., et al., *The Fibrinogen Cleavage Product Aa-Val360, a Specific Marker of Neutrophil Elastase Activity in Vivo*. *Thorax*, 2015. **66**: p. 7.
9. Lineweaver, H. and D. Burk, *The Determination of Enzyme Dissociation Constants*, in *The Fertilizer Investigations Unit, Bureau of Chemistry and Soils, United States, Department of Agriculture*. 1934. p. 658-66.

10. Jepsen, L.V. and T. Skottun, *A Rapid One-step Method for the Isolation of Human Granulocytes from Whole Blood*. Scandinavian Journal of Clinical and Laboratory Investigation, 1982. **42**(3): p. 235-238.
11. Lefrancais, E., et al., *IL-33 is Processed Into Mature Biosactive Forms by Neutrophil Elastase and Cathepsin G*. Proceedings of the National Academy of Sciences of the United States of America, 2012. **109**(5): p. 6.
12. Michaelis, L. and M.L. Menten, *Die Kinetik der Invertinwirkung*. Biochemische Zeitschrift, 1913. **26**: p. 333-69.
13. Nakajima, K., et al., *Mapping the Extended Substrate Binding Site of Cathepsin G and Human Leukocyte Elastase. Studies with Peptide Substrates Related to the Alpha 1-protease Inhibitor Reactive Site*. J Biol Chem, 1979. **254**(10): p. 4027-32.
14. Stevens, T., et al., *AZD9668: Pharmacological Characterization of a Novel Oral Inhibitor of Neutrophil Elastase*. Journal of Pharmacology and Experimental Therapeutics, 2011. **339**(1): p. 313.
15. American Thoracic Society/European Respiratory Society, *American Thoracic Society/European Respiratory Society Statement*. American Journal of Respiratory and Critical Care Medicine, 2003. **168**(7): p. 818-900.
16. Gunawardena, K.A., H. Gullstrand, and J. Perrett, *Pharmacokinetics and safety of AZD9668, an oral neutrophil elastase inhibitor, in healthy volunteers and patients with COPD*. Int J Clin Pharmacol Ther, 2013. **51**(4): p. 288-304.

[00176] The invention also provides the following numbered embodiments:

1. A solid dosage form comprising 120-300 mg of 6-methyl-5-(1-methyl-1H-pyrazol-5-yl)-N-[[5-(methylsulfonyl)pyridin-2-yl]methyl]-2-oxo-1-[3-(trifluoromethyl)phenyl]-1,2-dihydropyridine-3-carboxamide and salts thereof.
5
2. A single or multiple solid dosage form(s) for oral administration of 6-methyl-5-(1-methyl-1H-pyrazol-5-yl)-N-[[5-(methylsulfonyl)pyridin-2-yl]methyl]-2-oxo-1-[3-(trifluoromethyl)phenyl]-1,2-dihydropyridine-3-carboxamide or a salt thereof, for the treatment of a disease of the respiratory system which is mediated by α -1 antitrypsin deficiency, said single or multiple solid dosage form(s) comprising a total of 120-300 mg of 6-methyl-5-(1-methyl-1H-pyrazol-5-yl)-N-[[5-(methylsulfonyl)pyridin-2-yl]methyl]-2-oxo-1-[3-(trifluoromethyl)phenyl]-1,2-dihydropyridine-3-carboxamide or a salt thereof per administration.
10
3. A single or multiple solid dosage form(s) for oral administration of 6-methyl-5-(1-methyl-1H-pyrazol-5-yl)-N-[[5-(methylsulfonyl)pyridin-2-yl]methyl]-2-oxo-1-[3-(trifluoromethyl)phenyl]-1,2-dihydropyridine-3-carboxamide or a salt thereof, for the treatment of a disease of the respiratory system which is mediated by α -1 antitrypsin deficiency, said single or multiple solid dosage form(s) comprising a total of 120-300 mg of 6-methyl-5-(1-methyl-1H-pyrazol-5-yl)-N-[[5-(methylsulfonyl)pyridin-2-yl]methyl]-2-oxo-1-[3-(trifluoromethyl)phenyl]-1,2-dihydropyridine-3-carboxamide or a salt thereof per administration, and wherein the administration of each dose takes place twice daily, with at least 8 hours between administrations.
15
4. A kit comprising a plurality of solid dosage forms for oral administration of 6-methyl-5-(1-methyl-1H-pyrazol-5-yl)-N-[[5-(methylsulfonyl)pyridin-2-yl]methyl]-2-oxo-1-[3-(trifluoromethyl)phenyl]-1,2-dihydropyridine-3-carboxamide or a salt thereof, said kit containing instructions for sequentially administering a total of 120-300 mg of said 6-methyl-5-(1-methyl-1H-pyrazol-5-yl)-N-[[5-(methylsulfonyl)pyridin-2-yl]methyl]-2-oxo-1-[3-(trifluoromethyl)phenyl]-1,2-dihydropyridine-3-carboxamide or a salt thereof per administration, wherein the administration of each dose takes place twice daily, with at least 8 hours between administrations, for the treatment of a disease of the respiratory system which is mediated by α -1 antitrypsin deficiency.
20
5. A kit comprising a plurality of solid dosage forms for oral administration, said dosage forms comprising 120-300 mg of 6-methyl-5-(1-methyl-1H-pyrazol-5-yl)-N-[[5-(methylsulfonyl)pyridin-2-yl]methyl]-2-oxo-1-[3-(trifluoromethyl)phenyl]-1,2-
25
30

dihydropyridine-3-carboxamide or a salt thereof, said kit containing instructions for sequential, twice daily administration of each dose, for the treatment of a disease of the respiratory system which is mediated by α -1 antitrypsin deficiency.

6. A method for treating a disease of the respiratory system which is mediated by α -1 antitrypsin deficiency, comprising the twice daily oral administration of a single or multiple solid dosage form(s), said single or multiple solid dosage form(s) comprising a total of 120-300 mg of 6-methyl-5-(1-methyl-1H-pyrazol-5-yl)-N-[[5-(methylsulfonyl)pyridin-2-yl]methyl]-2-oxo-1-[3-(trifluoromethyl)phenyl]-1,2-dihydropyridine-3-carboxamide or a salt thereof per administration, to a human patient suffering from COPD.
7. The dosage form, kit or method according to any preceding embodiment, wherein the active ingredient comprises or consists of the tosylate salt of 6-methyl-5-(1-methyl-1H-pyrazol-5-yl)-N-[[5-(methylsulfonyl)pyridin-2-yl]methyl]-2-oxo-1-[3-(trifluoromethyl)phenyl]-1,2-dihydropyridine-3-carboxamide.
8. The dosage form, kit or method according to any preceding embodiment, wherein the 6-methyl-5-(1-methyl-1H-pyrazol-5-yl)-N-[[5-(methylsulfonyl)pyridin-2-yl]methyl]-2-oxo-1-[3-(trifluoromethyl)phenyl]-1,2-dihydropyridine-3-carboxamide is present in the dosage form or forms in an amount of 120-300 mg, preferably 240-280 mg, most preferably 240 mg.
9. The solid dosage form as defined in any preceding embodiment, in the form of a tablet, tablets, capsule or capsules, preferably a tablet.
10. The dosage form kit or method according to any preceding embodiment, wherein the minimum total daily dose is 240 mg, preferably 480 mg.
11. The dosage form kit or method according to any preceding embodiment, wherein the disease of the respiratory system which is mediated by α -1 antitrypsin deficiency is selected from the group consisting of asthma, chronic obstructive pulmonary disease (COPD); bronchitis, emphysema; bronchiectasis; cystic fibrosis; sarcoidosis; farmer's lung, hypersensitivity pneumonitis, adult respiratory distress syndrome (ARDS), lung fibrosis, tuberculosis, aspergillosis, antitussive activity, iatrogenic cough, acute and chronic rhinitis, acute viral infection, pulmonary hypertension, infection due to respiratory syncytial virus, influenza, coronavirus and adenovirus.
12. The dosage form kit or method according to any preceding embodiment, wherein the disease of the respiratory system which is mediated by α -1 antitrypsin deficiency is COPD (Chronic Obstructive Pulmonary Disease).

[00177] The invention also provides the following alternate embodiments:

1. A solid dosage form comprising 220-300 mg of 6-methyl-5-(1-methyl-1H-pyrazol-5-yl)-N-[[5-(methylsulfonyl)pyridin-2-yl]methyl]-2-oxo-1-[3-(trifluoromethyl)phenyl]-1,2-dihydropyridine-3-carboxamide and salts thereof.
- 5 2. A single or multiple solid dosage form(s) for oral administration of 6-methyl-5-(1-methyl-1H-pyrazol-5-yl)-N-[[5-(methylsulfonyl)pyridin-2-yl]methyl]-2-oxo-1-[3-(trifluoromethyl)phenyl]-1,2-dihydropyridine-3-carboxamide or a salt thereof, for the treatment of a disease of the respiratory system which is mediated by α -1 antitrypsin deficiency, said single or multiple solid dosage form(s) comprising a total of 220-300 mg
10 of 6-methyl-5-(1-methyl-1H-pyrazol-5-yl)-N-[[5-(methylsulfonyl)pyridin-2-yl]methyl]-2-oxo-1-[3-(trifluoromethyl)phenyl]-1,2-dihydropyridine-3-carboxamide or a salt thereof per administration.
3. A single or multiple solid dosage form(s) for oral administration of 6-methyl-5-(1-methyl-1H-pyrazol-5-yl)-N-[[5-(methylsulfonyl)pyridin-2-yl]methyl]-2-oxo-1-[3-
15 (trifluoromethyl)phenyl]-1,2-dihydropyridine-3-carboxamide or a salt thereof, for the treatment of a disease of the respiratory system which is mediated by α -1 antitrypsin deficiency, said single or multiple solid dosage form(s) comprising a total of 220-300 mg of 6-methyl-5-(1-methyl-1H-pyrazol-5-yl)-N-[[5-(methylsulfonyl)pyridin-2-yl]methyl]-2-oxo-1-[3-(trifluoromethyl)phenyl]-1,2-dihydropyridine-3-carboxamide or a salt thereof per
20 administration, and wherein the administration of each dose takes place twice daily, with at least 8 hours between administrations.
4. A kit comprising a plurality of solid dosage forms for oral administration of 6-methyl-5-(1-methyl-1H-pyrazol-5-yl)-N-[[5-(methylsulfonyl)pyridin-2-yl]methyl]-2-oxo-1-[3-(trifluoromethyl)phenyl]-1,2-dihydropyridine-3-carboxamide or a salt thereof, said kit
25 containing instructions for sequentially administering a total of 220-300 mg of said 6-methyl-5-(1-methyl-1H-pyrazol-5-yl)-N-[[5-(methylsulfonyl)pyridin-2-yl]methyl]-2-oxo-1-[3-(trifluoromethyl)phenyl]-1,2-dihydropyridine-3-carboxamide or a salt thereof per administration, wherein the administration of each dose takes place twice daily, with at least 8 hours between administrations, for the treatment of a disease of the respiratory
30 system which is mediated by α -1 antitrypsin deficiency.
5. A kit comprising a plurality of solid dosage forms for oral administration, said dosage forms comprising 220-300 mg of 6-methyl-5-(1-methyl-1H-pyrazol-5-yl)-N-[[5-(methylsulfonyl)pyridin-2-yl]methyl]-2-oxo-1-[3-(trifluoromethyl)phenyl]-1,2-dihydropyridine-3-carboxamide or a salt thereof, said kit containing instructions for

sequential, twice daily administration of each dose, for the treatment of a disease of the respiratory system which is mediated by α -1 antitrypsin deficiency .

6. A method for treating a disease of the respiratory system which is mediated by α -1 antitrypsin deficiency , comprising the twice daily oral administration of a single or multiple solid dosage form(s), said single or multiple solid dosage form(s) comprising a total of 220-300 mg of 6-methyl-5-(1-methyl-1H-pyrazol-5-yl)-N-[[5-(methylsulfonyl)pyridin-2-yl]methyl]-2-oxo-1-[3-(trifluoromethyl)phenyl]-1,2-dihydropyridine-3-carboxamide or a salt thereof per administration, to a human patient suffering from COPD.
7. The dosage form, kit or method according to any preceding embodiment, wherein the active ingredient comprises or consists of the tosylate salt of 6-methyl-5-(1-methyl-1H-pyrazol-5-yl)-N-[[5-(methylsulfonyl)pyridin-2-yl]methyl]-2-oxo-1-[3-(trifluoromethyl)phenyl]-1,2-dihydropyridine-3-carboxamide.
8. The dosage form, kit or method according to any preceding embodiment, wherein the 6-methyl-5-(1-methyl-1H-pyrazol-5-yl)-N-[[5-(methylsulfonyl)pyridin-2-yl]methyl]-2-oxo-1-[3-(trifluoromethyl)phenyl]-1,2-dihydropyridine-3-carboxamide is present in the dosage form or forms in an amount of 240-300 mg, preferably 240-280 mg, most preferably 240 mg.
9. The solid dosage form as defined in any preceding embodiment, in the form of a tablet, tablets, capsule or capsules, preferably a tablet.
10. The dosage form kit or method according to any preceding embodiment, wherein the minimum total daily dose is 440 mg, preferably 480 mg.
11. The dosage form kit or method according to any preceding embodiment, wherein the disease of the respiratory system which is mediated by α -1 antitrypsin deficiency is selected from the group consisting of asthma, chronic obstructive pulmonary disease (COPD); bronchitis, emphysema; bronchiectasis; cystic fibrosis; sarcoidosis; farmer's lung, hypersensitivity pneumonitis, adult respiratory distress syndrome (ARDS), lung fibrosis, tuberculosis, aspergillosis, antitussive activity, iatrogenic cough, acute and chronic rhinitis, acute viral infection, pulmonary hypertension, infection due to respiratory syncytial virus, influenza, coronavirus and adenovirus.
12. The dosage form kit or method according to any preceding embodiment, wherein the disease of the respiratory system which is mediated by α -1 antitrypsin deficiency is COPD (Chronic Obstructive Pulmonary Disease).

CLAIMS

1. A method for treating a disease of the respiratory system which is mediated by α -1 antitrypsin deficiency, comprising the twice daily oral administration of a single or multiple solid dosage form(s), said single or multiple solid dosage form(s) comprising a total of 120-300 mg of 6-methyl-5-(1-methyl-1H-pyrazol-5-yl)-N-[[5-(methylsulfonyl)pyridin-2-yl]methyl]-2-oxo-1-[3-(trifluoromethyl)phenyl]-1,2-dihydropyridine-3-carboxamide or a salt thereof per administration.
2. A solid dosage form comprising 120-300 mg of 6-methyl-5-(1-methyl-1H-pyrazol-5-yl)-N-[[5-(methylsulfonyl)pyridin-2-yl]methyl]-2-oxo-1-[3-(trifluoromethyl)phenyl]-1,2-dihydropyridine-3-carboxamide or a salt thereof.
3. A single or multiple solid dosage form(s) for oral administration of 6-methyl-5-(1-methyl-1H-pyrazol-5-yl)-N-[[5-(methylsulfonyl)pyridin-2-yl]methyl]-2-oxo-1-[3-(trifluoromethyl)phenyl]-1,2-dihydropyridine-3-carboxamide or a salt thereof, for the treatment of a disease of the respiratory system which is mediated by α -1 antitrypsin deficiency, said single or multiple solid dosage form(s) comprising a total of 120-300 mg of 6-methyl-5-(1-methyl-1H-pyrazol-5-yl)-N-[[5-(methylsulfonyl)pyridin-2-yl]methyl]-2-oxo-1-[3-(trifluoromethyl)phenyl]-1,2-dihydropyridine-3-carboxamide or a salt thereof per administration.
4. A single or multiple solid dosage form(s) for oral administration of 6-methyl-5-(1-methyl-1H-pyrazol-5-yl)-N-[[5-(methylsulfonyl)pyridin-2-yl]methyl]-2-oxo-1-[3-(trifluoromethyl)phenyl]-1,2-dihydropyridine-3-carboxamide or a salt thereof, for the treatment of a disease of the respiratory system which is mediated by α -1 antitrypsin deficiency, said single or multiple solid dosage form(s) comprising a total of 120-300 mg of 6-methyl-5-(1-methyl-1H-pyrazol-5-yl)-N-[[5-(methylsulfonyl)pyridin-2-yl]methyl]-2-oxo-1-[3-(trifluoromethyl)phenyl]-1,2-dihydropyridine-3-carboxamide or a salt thereof per administration, and wherein the administration of each dose takes place twice daily, with at least 8 hours between administrations.
5. A kit comprising a plurality of solid dosage forms for oral administration of 6-methyl-5-(1-methyl-1H-pyrazol-5-yl)-N-[[5-(methylsulfonyl)pyridin-2-yl]methyl]-2-oxo-1-

[3-(trifluoromethyl)phenyl]-1,2-dihydropyridine-3-carboxamide or a salt thereof, said kit containing instructions for sequentially administering a total of 120-300 mg of said 6-methyl-5-(1-methyl-1H-pyrazol-5-yl)-N-[[5-(methylsulfonyl)pyridin-2-yl]methyl]-2-oxo-1-[3-(trifluoromethyl)phenyl]-1,2-dihydropyridine-3-carboxamide or a salt thereof per administration, wherein the administration of each dose takes place twice daily, with at least 8 hours between administrations, for the treatment of a disease of the respiratory system which is mediated by α -1 antitrypsin deficiency.

6. A kit comprising a plurality of solid dosage forms for oral administration, said dosage forms comprising 120-300 mg of 6-methyl-5-(1-methyl-1H-pyrazol-5-yl)-N-[[5-(methylsulfonyl)pyridin-2-yl]methyl]-2-oxo-1-[3-(trifluoromethyl)phenyl]-1,2-dihydropyridine-3-carboxamide or a salt thereof, said kit containing instructions for sequential, twice daily administration of each dose, for the treatment of a disease of the respiratory system which is mediated by α -1 antitrypsin deficiency.

7. A method for treating a disease of the respiratory system which is mediated by α -1 antitrypsin deficiency, comprising the twice daily oral administration of a single or multiple solid dosage form(s), said single or multiple solid dosage form(s) comprising a total of 120-300 mg of 6-methyl-5-(1-methyl-1H-pyrazol-5-yl)-N-[[5-(methylsulfonyl)pyridin-2-yl]methyl]-2-oxo-1-[3-(trifluoromethyl)phenyl]-1,2-dihydropyridine-3-carboxamide or a salt thereof per administration, to a human patient suffering from COPD.

8. The dosage form, kit, or method, according to any preceding claim, wherein the active ingredient comprises or consists of the tosylate salt of 6-methyl-5-(1-methyl-1H-pyrazol-5-yl)-N-[[5-(methylsulfonyl)pyridin-2-yl]methyl]-2-oxo-1-[3-(trifluoromethyl)phenyl]-1,2-dihydropyridine-3-carboxamide.

9. The dosage form, kit, or method, according to any preceding embodiment, wherein the 6-methyl-5-(1-methyl-1H-pyrazol-5-yl)-N-[[5-(methylsulfonyl)pyridin-2-yl]methyl]-2-oxo-1-[3-(trifluoromethyl)phenyl]-1,2-dihydropyridine-3-carboxamide is present in the dosage form or forms in an amount of 120-300 mg, preferably 240-280 mg, most preferably 240 mg.

10. The solid dosage form as defined in any preceding claim, in the form of a tablet, tablets, capsule or capsules, preferably a tablet.

5 11. The dosage form, kit, or method, according to any preceding claim, wherein the minimum total daily dose is 240 mg, preferably 480 mg.

10 12. The dosage form, kit, or method, according to any preceding claim, wherein the disease of the respiratory system which is mediated by α -1 antitrypsin deficiency is selected from the group consisting of asthma, chronic obstructive pulmonary disease (COPD); bronchitis, emphysema; bronchiectasis; cystic fibrosis; sarcoidosis; farmer's lung, hypersensitivity pneumonitis, adult respiratory distress syndrome (ARDS), lung fibrosis, tuberculosis, aspergillosis, antitussive activity, iatrogenic cough, acute and chronic rhinitis, acute viral infection, pulmonary hypertension, infection due to respiratory syncytial virus, influenza, coronavirus and adenovirus.

15 13. The dosage form, kit, or method, according to any preceding claim, wherein the disease of the respiratory system which is mediated by α -1 antitrypsin deficiency is COPD (Chronic Obstructive Pulmonary Disease).

20 14. The dosage form, kit, or method, according to any preceding claim, wherein the disease of the respiratory system which is mediated by α -1 antitrypsin deficiency is emphysema.

25 15. The dosage form, kit, or method, according to any preceding claim, wherein the disease of the respiratory system which is mediated by α -1 antitrypsin deficiency is bronchiectasis.

30 16. The dosage form, kit, or method, according to any preceding claim, wherein the disease of the respiratory system which is mediated by α -1 antitrypsin deficiency is asthma.

17. The dosage form, kit, or method, according to any preceding claim, wherein the single or multiple solid dosage form(s) comprise a total of 220-300 mg 6-methyl-5-(1-

methyl-1H-pyrazol-5-yl)-N-[[5-(methylsulfonyl)pyridin-2-yl]methyl]-2-oxo-1-[3-(trifluoromethyl)phenyl]-1,2-dihydropyridine-3-carboxamide or a salt thereof.

18. The dosage form, kit, or method, according to any preceding claim, wherein the
5 minimum total daily dose is 440 mg, preferably 480 mg.

19. The dosage form, kit, or method, according to any preceding claim, wherein the
minimum total daily dose is 360 mg, preferably 480 mg.

10 20. A method of treating a disease of the respiratory system which is mediated by α -1 antitrypsin deficiency as mentioned in any preceding claim, in a patient in need thereof, comprising administering 120 mg BID of 6-methyl-5-(1-methyl-1H-pyrazol-5-yl)-N-[[5-(methylsulfonyl)pyridin-2-yl]methyl]-2-oxo-1-[3-(trifluoromethyl)phenyl]-1,2-dihydropyridine-3-carboxamide or a salt thereof to the patient.

15 21. A method of treating a disease of the respiratory system which is mediated by α -1 antitrypsin deficiency as mentioned in any preceding claim, in a patient in need thereof, comprising administering 240 mg BID of 6-methyl-5-(1-methyl-1H-pyrazol-5-yl)-N-[[5-(methylsulfonyl)pyridin-2-yl]methyl]-2-oxo-1-[3-(trifluoromethyl)phenyl]-1,2-
20 dihydropyridine-3-carboxamide or a salt thereof to the patient.

22. A method of treating a disease of the respiratory system which is mediated by α -1 antitrypsin deficiency (e.g. COPD) in a patient in need thereof who has not responded to previous AAT therapy, comprising administering an effective amount of alvelestat or a
25 salt thereof to the patient.

23. A method of treating a disease (e.g. COPD or panniculitis) which is mediated by α -1 antitrypsin deficiency in a patient in need thereof, comprising administering alvelestat or a salt thereof in a dosage escalation regime comprising:

- 30
- administering alvelestat or a salt thereof at a dose of 60 mg twice daily for a first period of time,
 - administering alvelestat or a salt thereof at a dose of 120 mg twice daily thereafter,

wherein the first period is 5-20 days, preferably about one week (7 days).

24. A method of treating a disease (e.g. COPD or panniculitis) which is mediated by α -1 antitrypsin deficiency in a patient in need thereof, comprising administering alvelestat or a salt thereof in a dosage escalation regime comprising:

- 5 - administering alvelestat or a salt thereof at a dose of 60mg twice daily for a first period of time,
- administering alvelestat or a salt thereof at a dose of 120 mg twice daily for a second period of time,
- administering alvelestat or a salt thereof at a dose of 180 mg twice daily for a
10 third period of time, and
- administering alvelestat or a salt thereof at a dose of 240 mg twice daily
 thereafter,

wherein the first, second and third periods are 5-20 days, preferably about one week (7 days).

15 25. The dosage form, kit, or method, according to any preceding claim, wherein the administered alvelestat or a salt thereof results in a C_{\min} plasma concentration of at least 300 nM in the patient.

20 26. The dosage form, kit, or method, according to any preceding claim, wherein the administered alvelestat or a salt thereof results in a C_{\max} plasma concentration of at least 1000 nM in the patient.

25 27. The dosage form, kit, or method, according to any preceding claim, wherein the administered alvelestat or a salt thereof results in a C_{\min} plasma concentration of at least 300 nM and a C_{\max} plasma concentration of at least 1000 nM in the patient.

 28. The dosage form, kit, or method, according to any preceding claim, wherein 120 mg of alvelestat or a salt thereof is administered per administration.

30 29. The dosage form, kit, or method, according to any preceding claim, wherein 240 mg of alvelestat or a salt thereof is administered per administration.

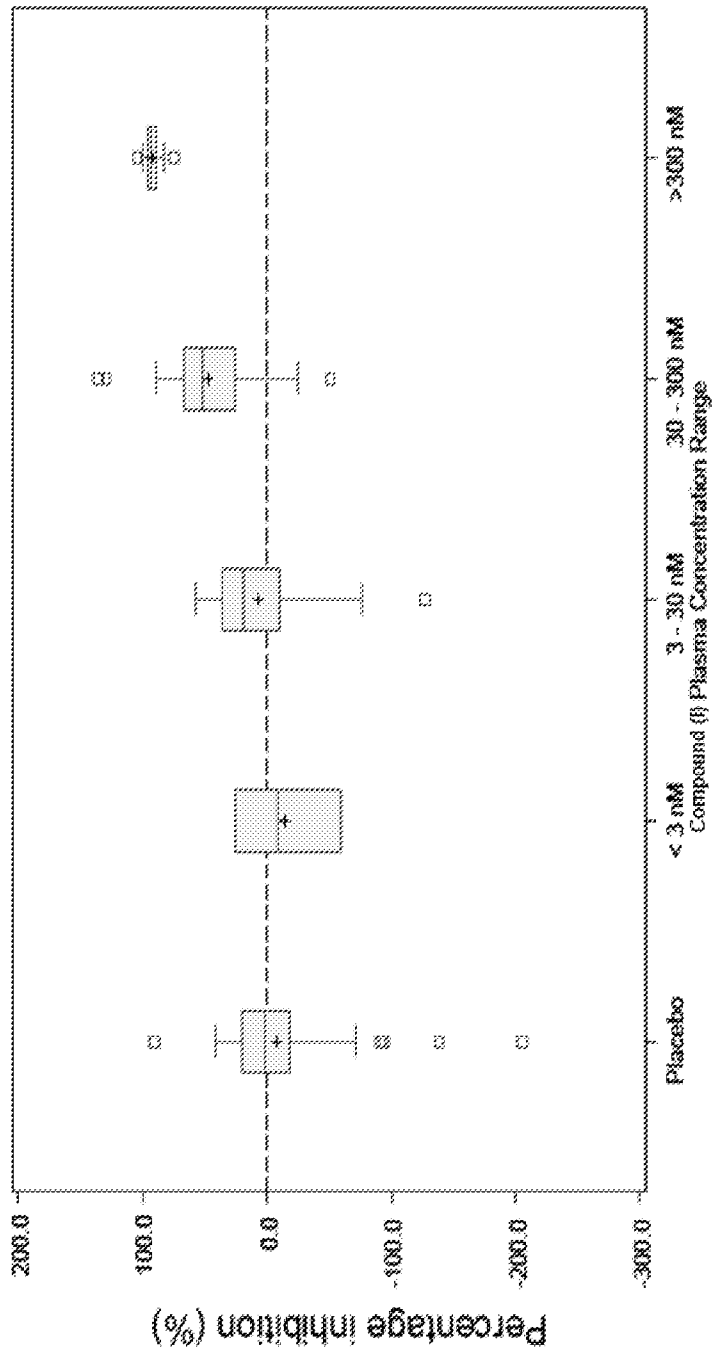


FIGURE 1




FIGURE 2

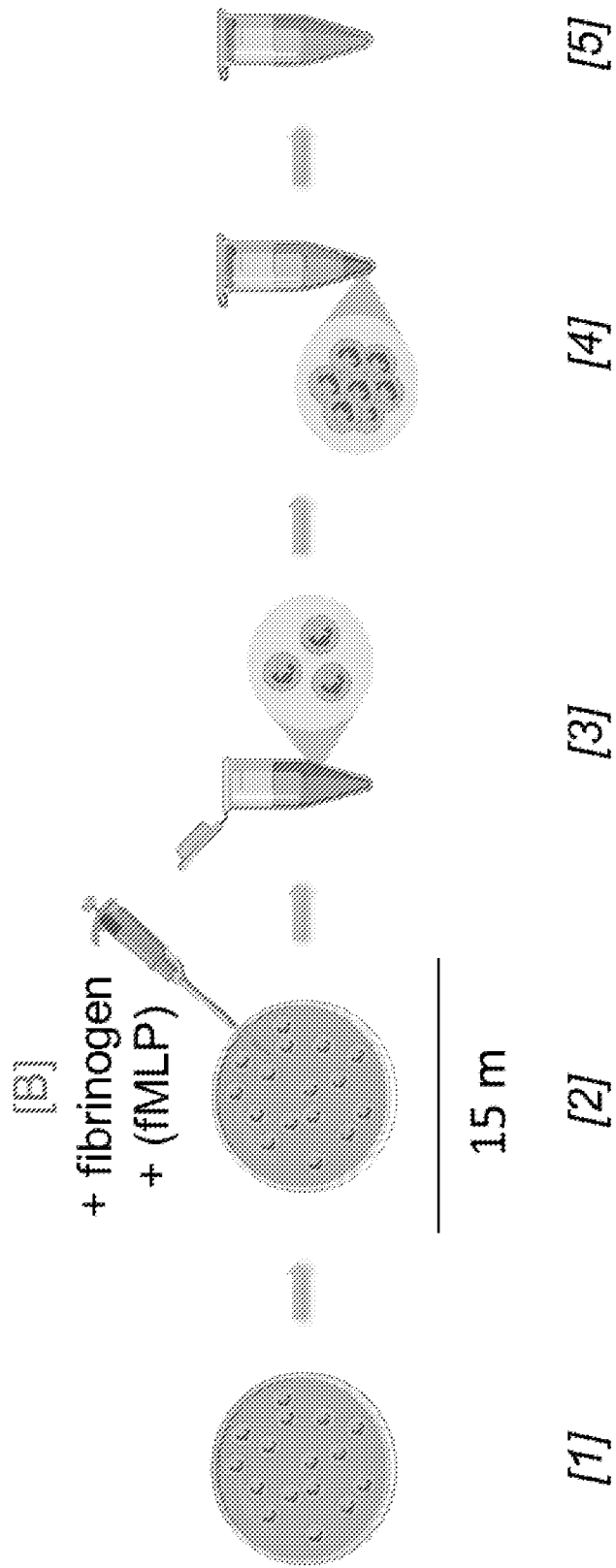


FIGURE 3

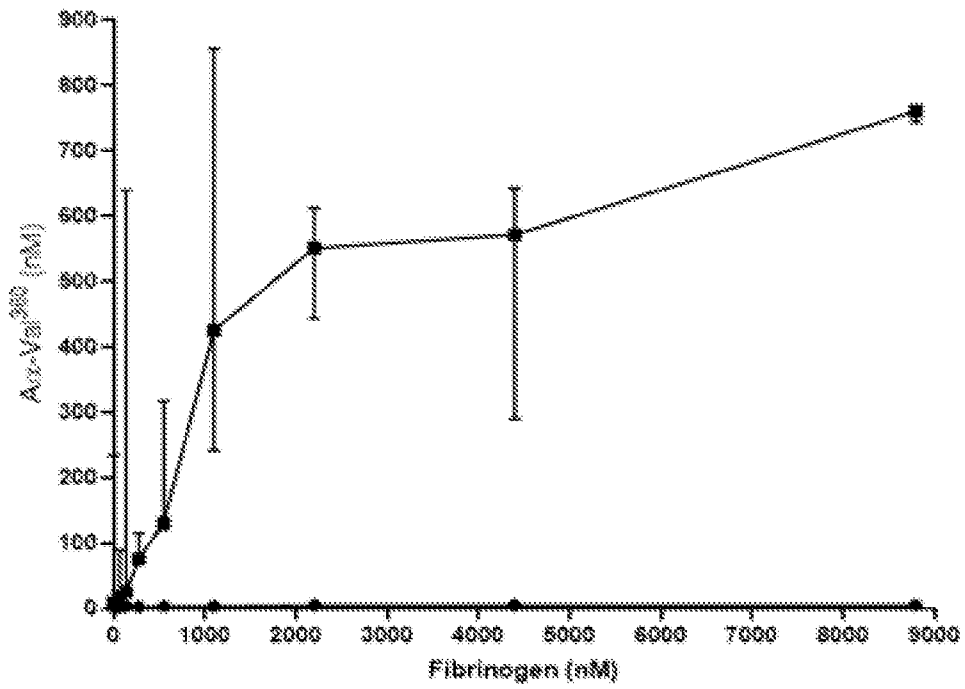


FIGURE 4A

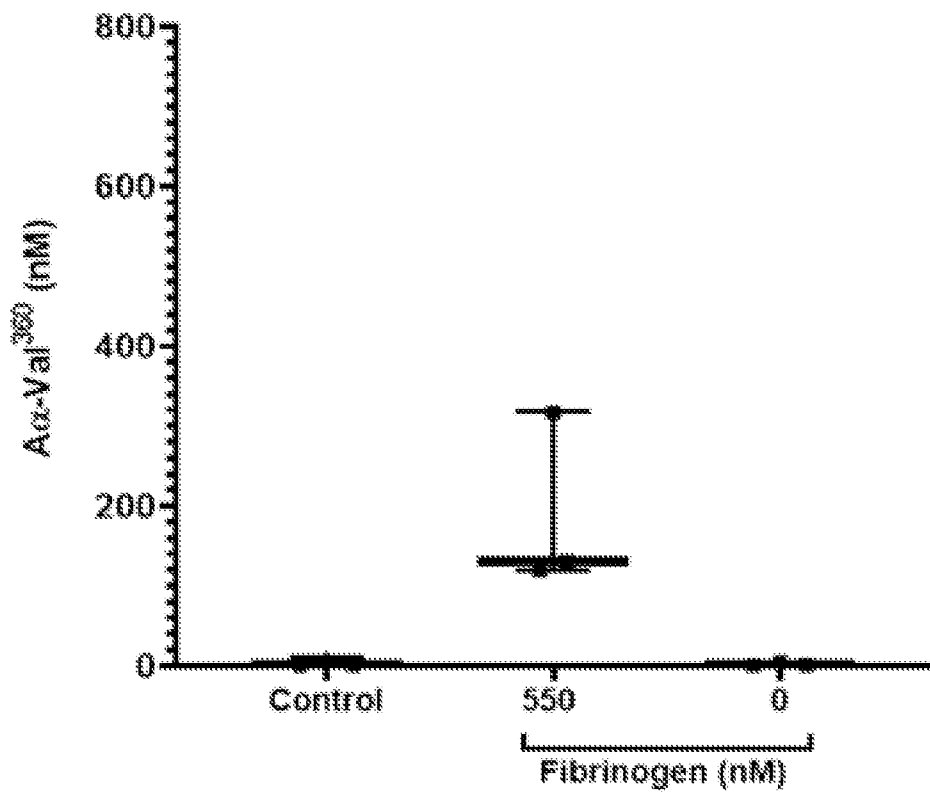


FIGURE 4B

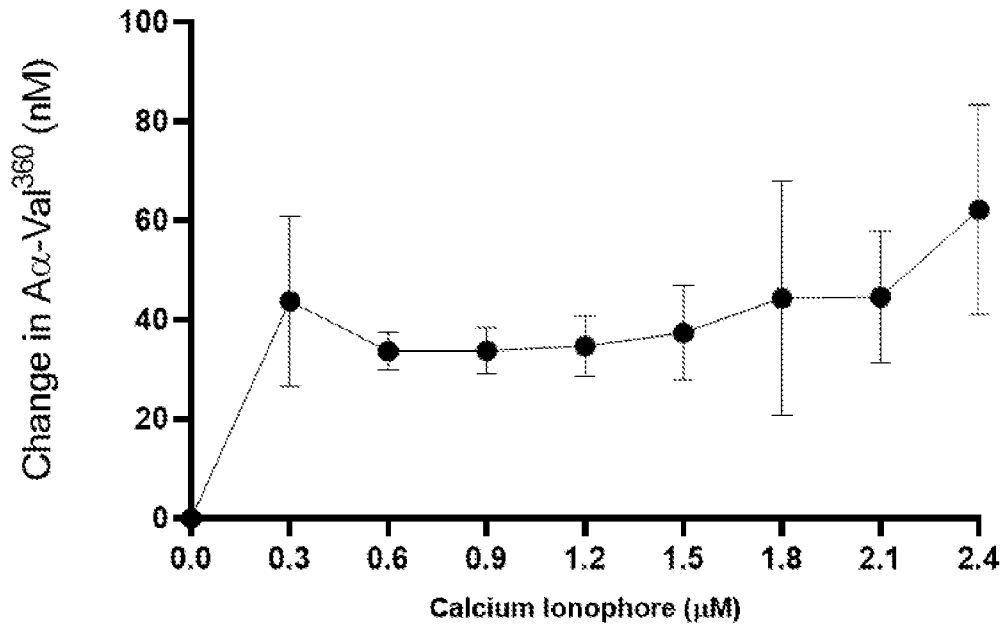


FIGURE 5

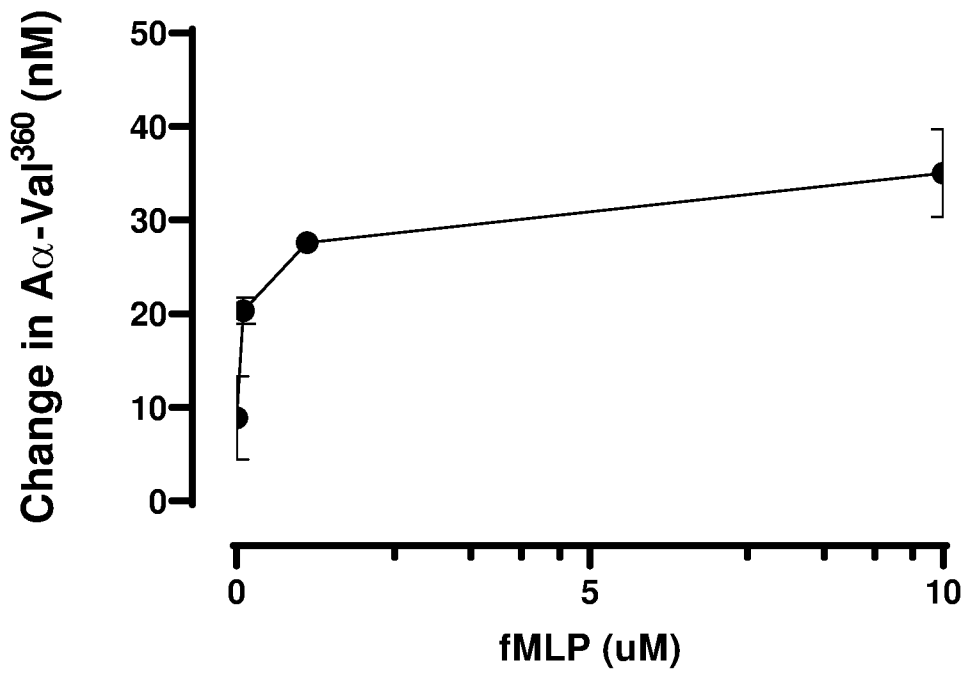


FIGURE 6

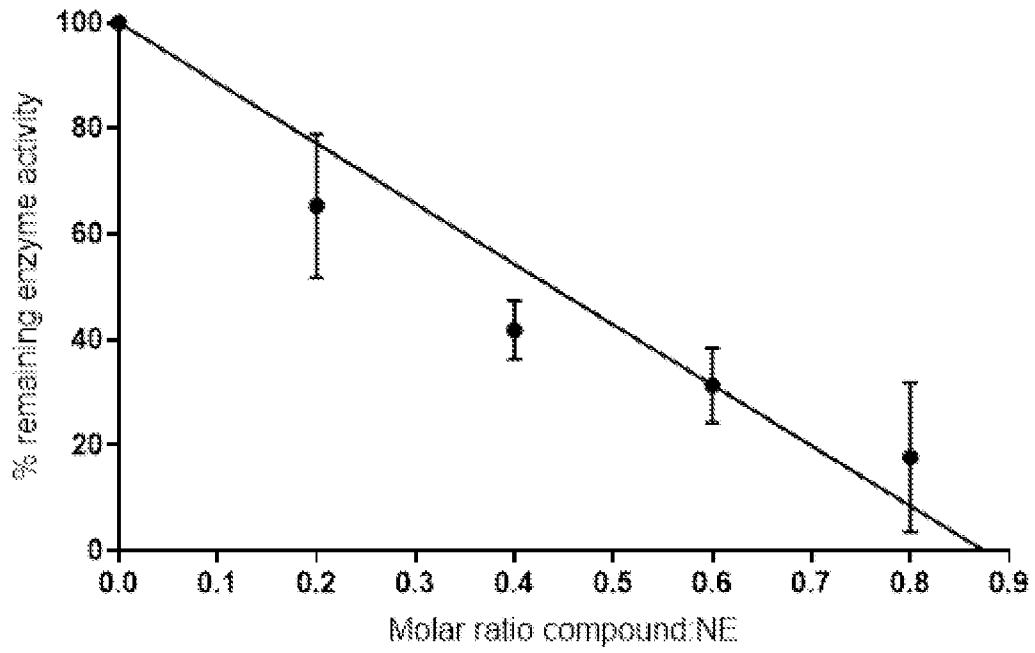


FIGURE 7

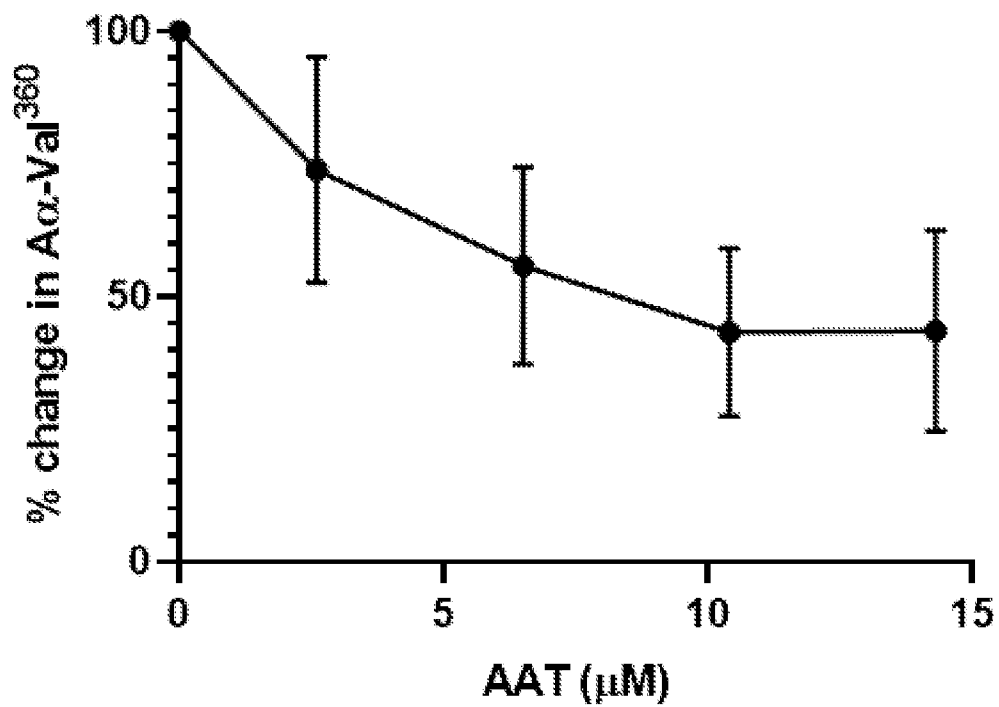


FIGURE 8

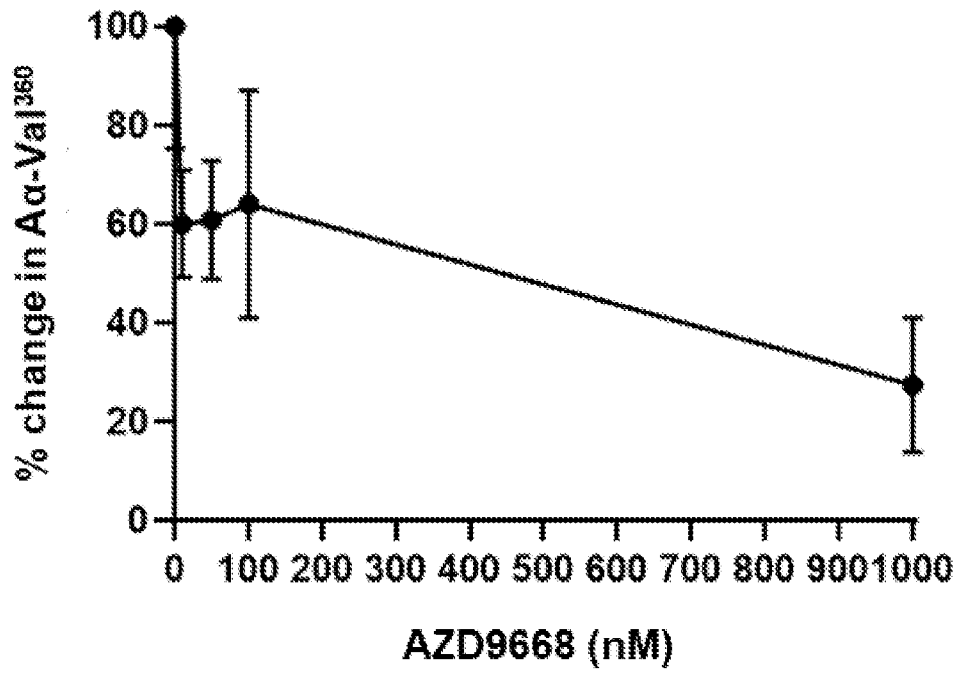


FIGURE 9

INTERNATIONAL SEARCH REPORT

International application No
PCT/GB2021/050653

A. CLASSIFICATION OF SUBJECT MATTER
 INV. A61K31/444 A61K45/06 A61P11/00 A61P29/00
 ADD.

According to International Patent Classification (IPC) or to both national classification and IPC

B. FIELDS SEARCHED
 Minimum documentation searched (classification system followed by classification symbols)
 A61K A61P

Documentation searched other than minimum documentation to the extent that such documents are included in the fields searched

Electronic data base consulted during the international search (name of data base and, where practicable, search terms used)
 EPO-Internal, EMBASE, WPI Data, BIOSIS, CHEM ABS Data

C. DOCUMENTS CONSIDERED TO BE RELEVANT

Category*	Citation of document, with indication, where appropriate, of the relevant passages	Relevant to claim No.
Y	WO 2016/016364 A1 (BOEHRINGER INGELHEIM INT [DE]) 4 February 2016 (2016-02-04) page 1, line 4 - page 2, line 21; claims 1,10,11	1-21, 23-29
Y	----- Anonymous: "Alvelestat (MPH966) for the Treatment of ALpha-1 ANTitrypsin Deficiency", 21 September 2018 (2018-09-21), XP055810968, Retrieved from the Internet: URL:https://clinicaltrials.gov/ct2/show/NC T03679598 [retrieved on 2021-06-07] the whole document ----- -/--	1-21, 23-29

Further documents are listed in the continuation of Box C. See patent family annex.

* Special categories of cited documents :

"A" document defining the general state of the art which is not considered to be of particular relevance	"T" later document published after the international filing date or priority date and not in conflict with the application but cited to understand the principle or theory underlying the invention
"E" earlier application or patent but published on or after the international filing date	"X" document of particular relevance; the claimed invention cannot be considered novel or cannot be considered to involve an inventive step when the document is taken alone
"L" document which may throw doubts on priority claim(s) or which is cited to establish the publication date of another citation or other special reason (as specified)	"Y" document of particular relevance; the claimed invention cannot be considered to involve an inventive step when the document is combined with one or more other such documents, such combination being obvious to a person skilled in the art
"O" document referring to an oral disclosure, use, exhibition or other means	"&" document member of the same patent family
"P" document published prior to the international filing date but later than the priority date claimed	

Date of the actual completion of the international search 9 June 2021	Date of mailing of the international search report 17/06/2021
------------------------------------------------------------------------------	----------------------------------------------------------------------

Name and mailing address of the ISA/ European Patent Office, P.B. 5818 Patentlaan 2 NL - 2280 HV Rijswijk Tel. (+31-70) 340-2040, Fax: (+31-70) 340-3016	Authorized officer Ganschow, Silke
----------------------------------------------------------------------------------------------------------------------------------------------------------------------	-------------------------------------------

INTERNATIONAL SEARCH REPORT

International application No

PCT/GB2021/050653

C(Continuation). DOCUMENTS CONSIDERED TO BE RELEVANT

Category*	Citation of document, with indication, where appropriate, of the relevant passages	Relevant to claim No.
Y	WO 2010/094964 A1 (ASTRAZENECA AB [SE]; ASTRAZENECA UK LTD [GB] ET AL.) 26 August 2010 (2010-08-26) cited in the application page 19, line 24 - line 30 page 20, line 5 - line 21 page 22, line 8 - page 29, line 8 page 30, line 5 - line 19 claims 1,10-14	1-21, 23-29
Y	----- VON NUSSBAUM FRANZ ET AL: "Neutrophil elastase inhibitors for the treatment of (cardio)pulmonary diseases: Into clinical testing with pre-adaptive pharmacophores", BIORGANIC & MEDICINAL CHEMISTRY LETTERS, ELSEVIER, AMSTERDAM , NL, vol. 25, no. 20, 20 August 2015 (2015-08-20), pages 4370-4381, XP029285851, ISSN: 0960-894X, DOI: 10.1016/J.BMCL.2015.08.049 page 4380, left-hand column, paragraph 2 -----	1-21, 23-29

INTERNATIONAL SEARCH REPORT

Information on patent family members

International application No PCT/GB2021/050653

Patent document cited in search report	Publication date	Patent family member(s)	Publication date	
WO 2016016364	A1	04-02-2016	EP 3174876 A1	07-06-2017
			EP 3604308 A1	05-02-2020
			JP 6501864 B2	17-04-2019
			JP 2017522355 A	10-08-2017
			US 2016039812 A1	11-02-2016
			WO 2016016364 A1	04-02-2016

WO 2010094964	A1	26-08-2010	AR 075523 A1	06-04-2011
			AU 2010215269 A1	25-08-2011
			BR PI1008396 A2	27-06-2017
			CA 2752319 A1	26-08-2010
			CN 102405219 A	04-04-2012
			EP 2398792 A1	28-12-2011
			ES 2469916 T3	20-06-2014
			HK 1162498 A1	31-08-2012
			JP 5543982 B2	09-07-2014
			JP 2012518623 A	16-08-2012
			KR 20110127158 A	24-11-2011
			RU 2011135627 A	27-03-2013
			TW 201036957 A	16-10-2010
			US 2010216843 A1	26-08-2010
			US 2012269872 A1	25-10-2012
			UY 32461 A	30-09-2010
			WO 2010094964 A1	26-08-2010
