



US00D740281S

(12) **United States Design Patent**
Kim et al.

(10) **Patent No.:** **US D740,281 S**

(45) **Date of Patent:** **** Oct. 6, 2015**

(54) **PORTABLE TERMINAL**

(71) Applicant: **Samsung Electronics Co., Ltd.**,
Suwon-si (KR)

(72) Inventors: **Kwang-Moon Kim**, Seoul (KR);
Woo-Seok Lee, Seoul (KR)

(73) Assignee: **Samsung Electronics Co., Ltd.**,
Suwon-si (KR)

(**) Term: **14 Years**

(21) Appl. No.: **29/464,943**

(22) Filed: **Aug. 22, 2013**

(30) **Foreign Application Priority Data**

Feb. 22, 2013 (KR) 30-2013-0009206

(51) **LOC (10) Cl.** **14-02**

(52) **U.S. Cl.**

USPC **D14/341**

(58) **Field of Classification Search**

USPC D14/341–347, 137, 138 R, 138 AA,
D14/138 C, 138 G, 496, 203.1, 203.3, 203.4,
D14/203.7, 129, 130, 147, 218, 247, 248,
D14/250, 374, 371, 385, 388, 389, 315–318,
D14/420, 426, 439; D6/308, 310; D10/65,
D10/104.1; D19/26, 59, 60; D21/324, 329,
D21/330, 332; 248/917–924; 463/37;
455/556.1, 556.2, 566, 575.1, 90.3;
379/433.04, 433.01, 433.06, 916;
345/173, 901, 905; 348/376;
361/679.26, 679.27, 679.3, 679.55,
361/679.56, 679.59, 679.21

CPC H04M 1/0202; H04M 1/0279; H04M
1/0281; H04M 1/0283; H04M 1/0214; H04M
1/0264; H04M 1/72544; H04M 1/72552;
G06F 1/1613; G06F 1/1624; G06F 1/1626;
G06F 1/165; G06F 3/0485; G06F 3/0488

See application file for complete search history.

(56) **References Cited**

U.S. PATENT DOCUMENTS

D352,936 S *	11/1994	Karlin	D14/428
D511,773 S *	11/2005	Horiki et al.	D14/346
D538,802 S *	3/2007	Werbitt	D14/341
D652,033 S *	1/2012	Goran	D14/341
D654,499 S *	2/2012	Wesolek	D14/346
D660,295 S *	5/2012	Mak	D14/346
D687,827 S *	8/2013	Song et al.	D14/341
D690,297 S *	9/2013	Chang et al.	D14/341
D696,664 S *	12/2013	Iida et al.	D14/342
D698,354 S *	1/2014	Mak	D14/341
D701,203 S *	3/2014	Katori et al.	D14/341

(Continued)

Primary Examiner — Barbara Fox

Assistant Examiner — Clese Moore, Jr.

(74) *Attorney, Agent, or Firm* — NSIP Law

(57) **CLAIM**

The ornamental design for a portable terminal, as shown and described.

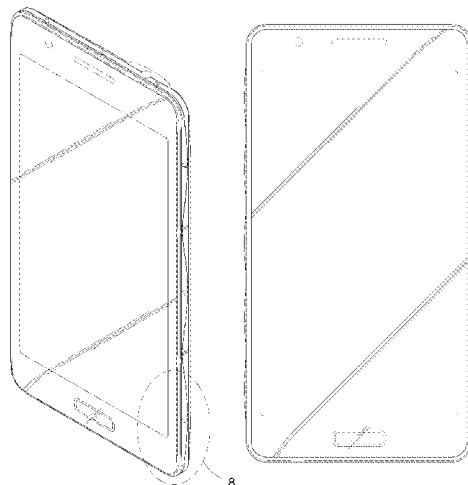
DESCRIPTION

FIG. 1 is a front perspective view of a portable terminal showing our new design;
FIG. 2 is a front view thereof;
FIG. 3 is a rear view thereof;
FIG. 4 is a left-side view thereof;
FIG. 5 is a right-side view thereof;
FIG. 6 is a top view thereof;
FIG. 7 is a bottom view thereof; and,
FIG. 8 is an enlarged view of the encircled portion A as shown in FIG. 1.

The broken lines shown in the drawings illustrate portions of the portable terminal that form no part of the claimed design. The dot-dash broken lines encircling the portion of the claimed design that is illustrated in enlargements form no part of the claimed design.

The shade lines in the figures show contour and not surface ornamentation.

1 Claim, 6 Drawing Sheets



(56)

References Cited

U.S. PATENT DOCUMENTS

D701,859 S *	4/2014	Jeon et al.	D14/341	D715,795 S *	10/2014	McManigal	D14/341
D703,662 S *	4/2014	Webb et al.	D14/341	D716,797 S *	11/2014	Lai	D14/341
D710,349 S *	8/2014	Han et al.	D14/341	D723,547 S *	3/2015	Zhou	D14/341
D715,794 S *	10/2014	Zhou et al.	D14/341	D723,548 S *	3/2015	Cheung	D14/341
				D723,549 S *	3/2015	Kwong	D14/341
				D728,544 S *	5/2015	Chung	D14/248
				D729,191 S *	5/2015	Chung et al.	D14/138 G

* cited by examiner

FIG.1

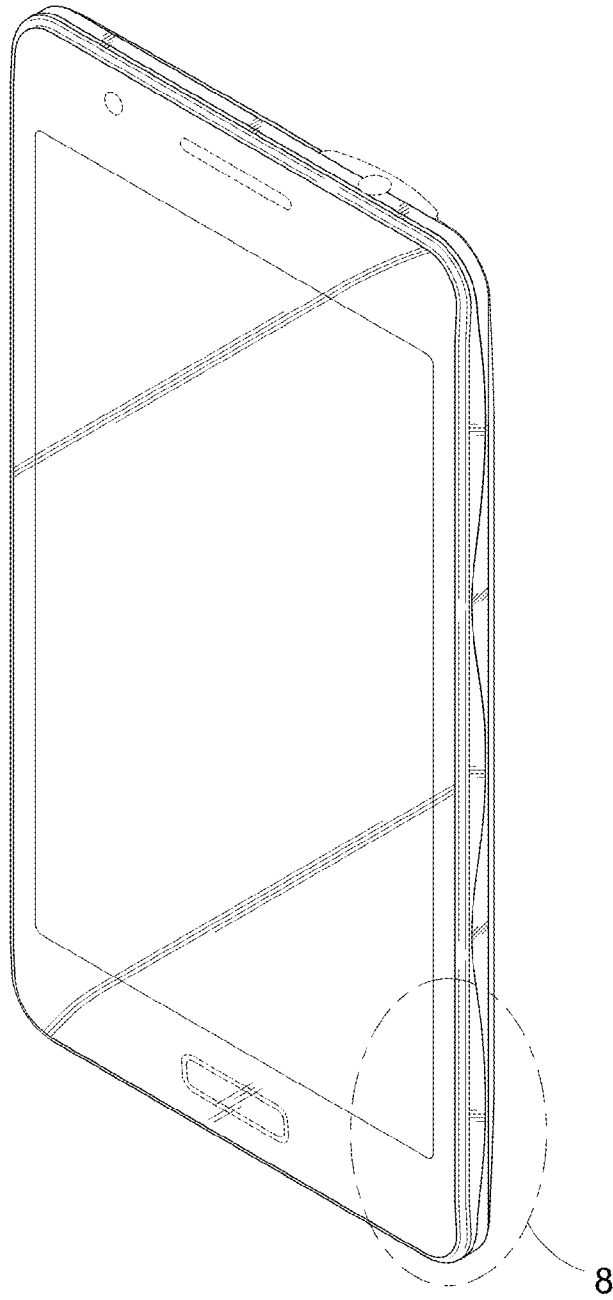


FIG.2




FIG.3




FIG.4

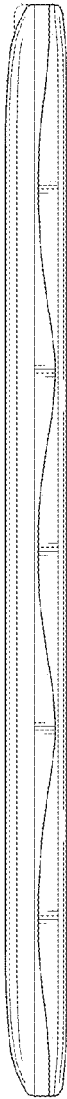


FIG.5

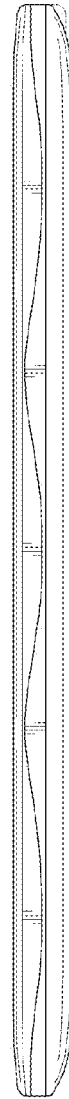


FIG.6




FIG.7



FIG.8

