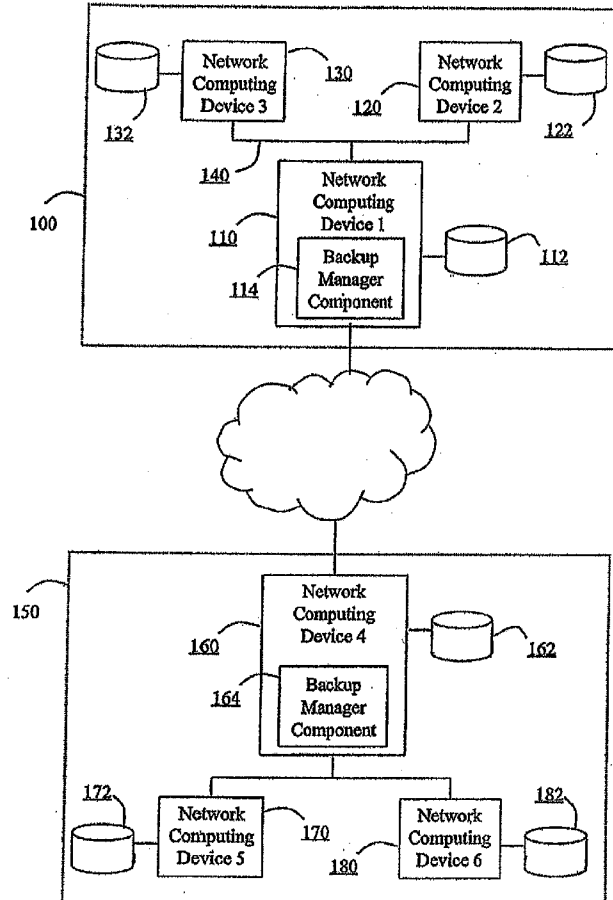




US 20160085468A1

(19) **United States**(12) **Patent Application Publication**  
**CRESCENTI et al.**(10) **Pub. No.: US 2016/0085468 A1**(43) **Pub. Date: Mar. 24, 2016**(54) **HIERARCHICAL SYSTEMS AND METHODS  
FOR PERFORMING DATA STORAGE  
OPERATIONS**which is a continuation of application No. 09/354,058,  
filed on Jul. 15, 1999, now Pat. No. 7,395,282.**Publication Classification**(71) Applicant: **Commvault Systems, Inc.**, Tinton Falls,  
NJ (US)(51) **Int. Cl.**  
**G06F 3/06** (2006.01)(72) Inventors: **John CRESCENTI**, Freehold, NJ (US);  
**Srinivas KAVURI**, San Jose, CA (US);  
**David Alan OSHINSKY**, East  
Brunswick, NJ (US); **Anand**  
**PRAHLAD**, Bangalore (IN)(52) **U.S. Cl.**  
CPC ..... **G06F 3/0619** (2013.01); **G06F 3/065**  
(2013.01); **G06F 3/067** (2013.01)(21) Appl. No.: **14/864,023**(22) Filed: **Sep. 24, 2015****Related U.S. Application Data**(63) Continuation of application No. 13/961,265, filed on  
Aug. 7, 2013, which is a continuation of application  
No. 13/273,083, filed on Oct. 13, 2011, now Pat. No.  
8,566,278, which is a continuation of application No.  
13/011,219, filed on Jan. 21, 2011, now Pat. No. 8,041,  
673, which is a continuation of application No. 12/109,  
201, filed on Apr. 24, 2008, now Pat. No. 7,877,351,(57) **ABSTRACT**

The invention is a hierarchical backup system. The interconnected network computing devices are put into groups of backup cells. A backup cell has a manager software agent responsible maintaining and initiating a backup regime for the network computing devices in the backup cell. The backups are directed to backup devices within the backup cell. Several backup cells can be defined. A manager software agent for a particular cell may be placed into contact with the manager software agent of another cell, by which information about the cells may be passed back and forth. Additionally, one of the software agents may be given administrative control over another software agent with which it is in communication.



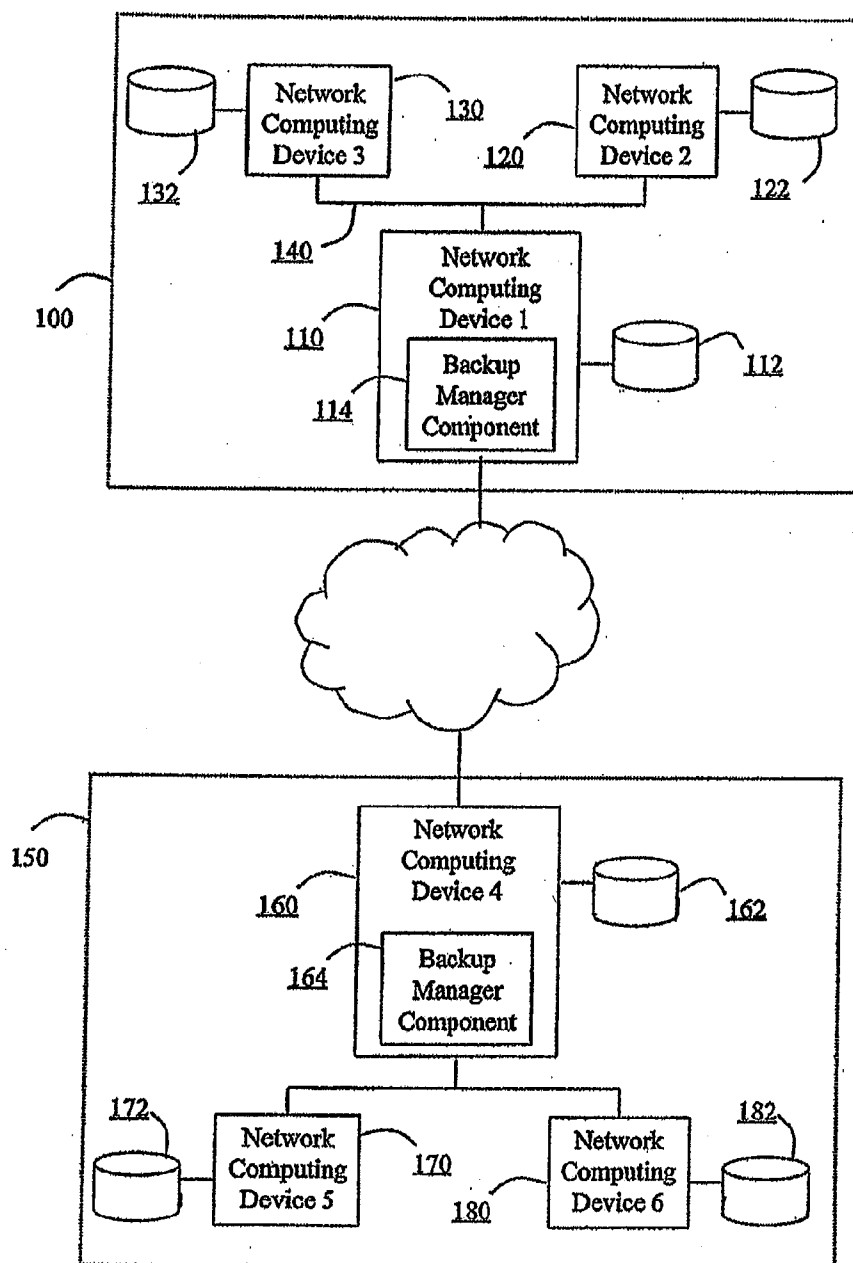


FIG. 1

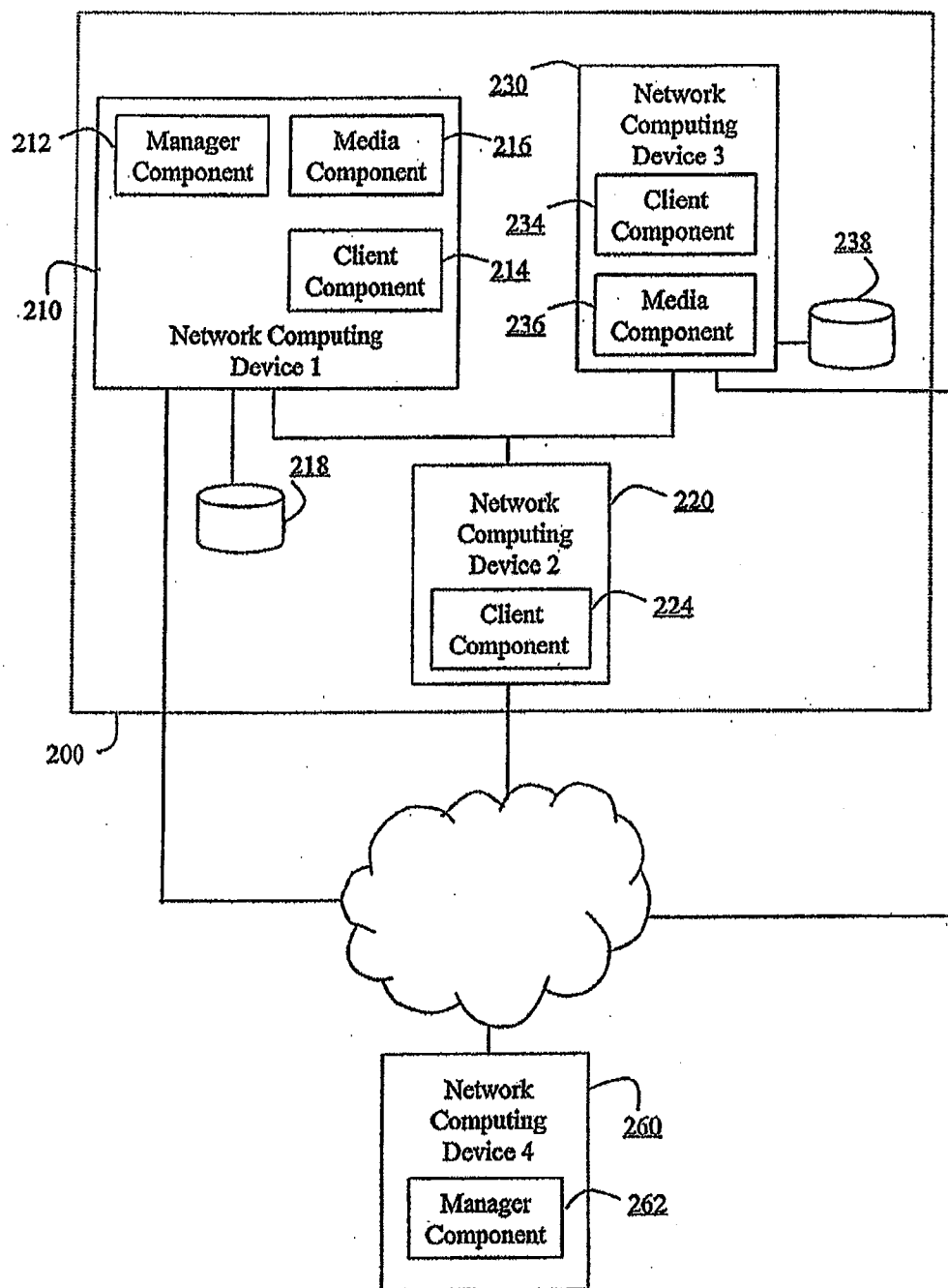


FIG. 2

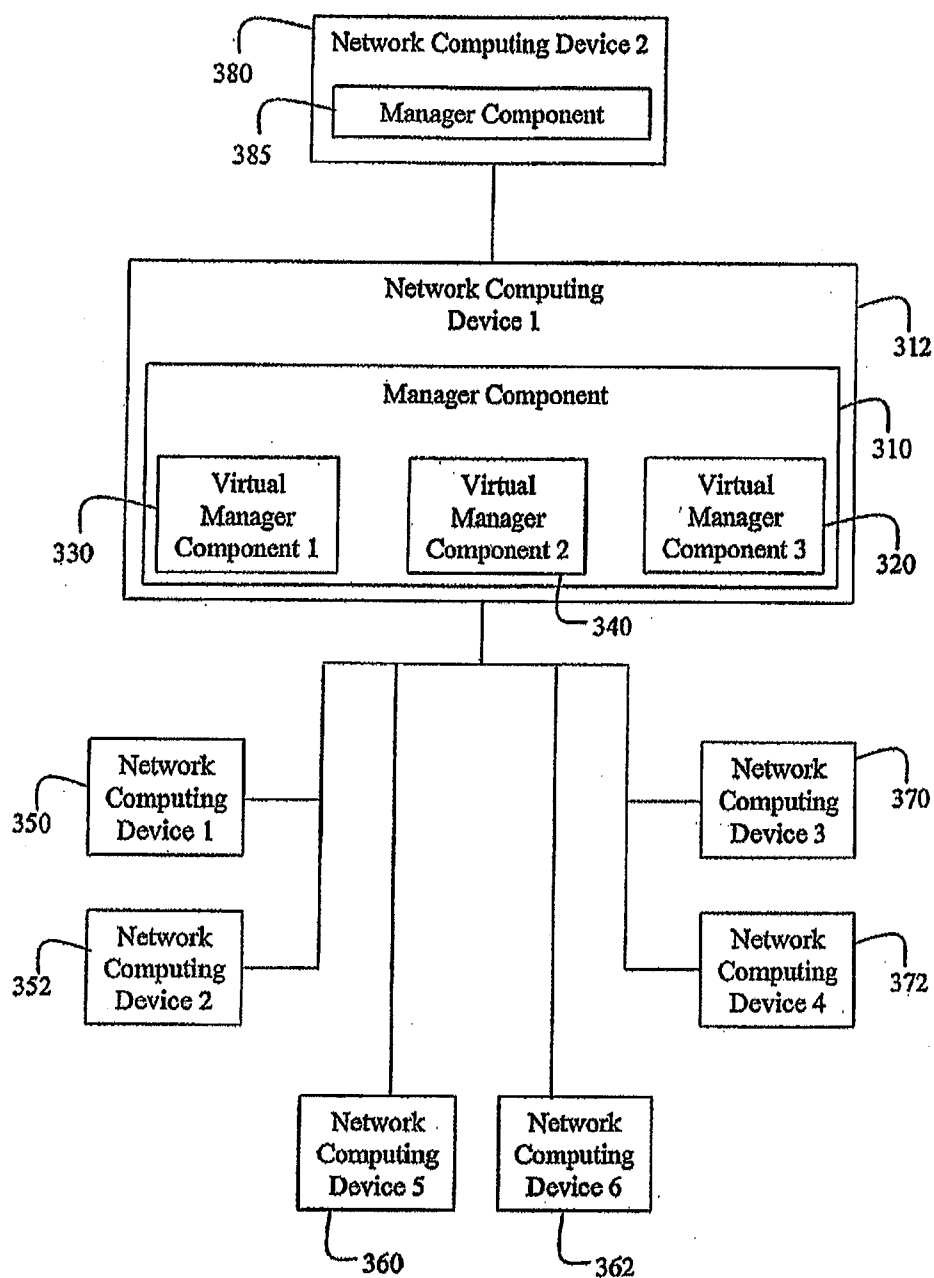


FIG. 3

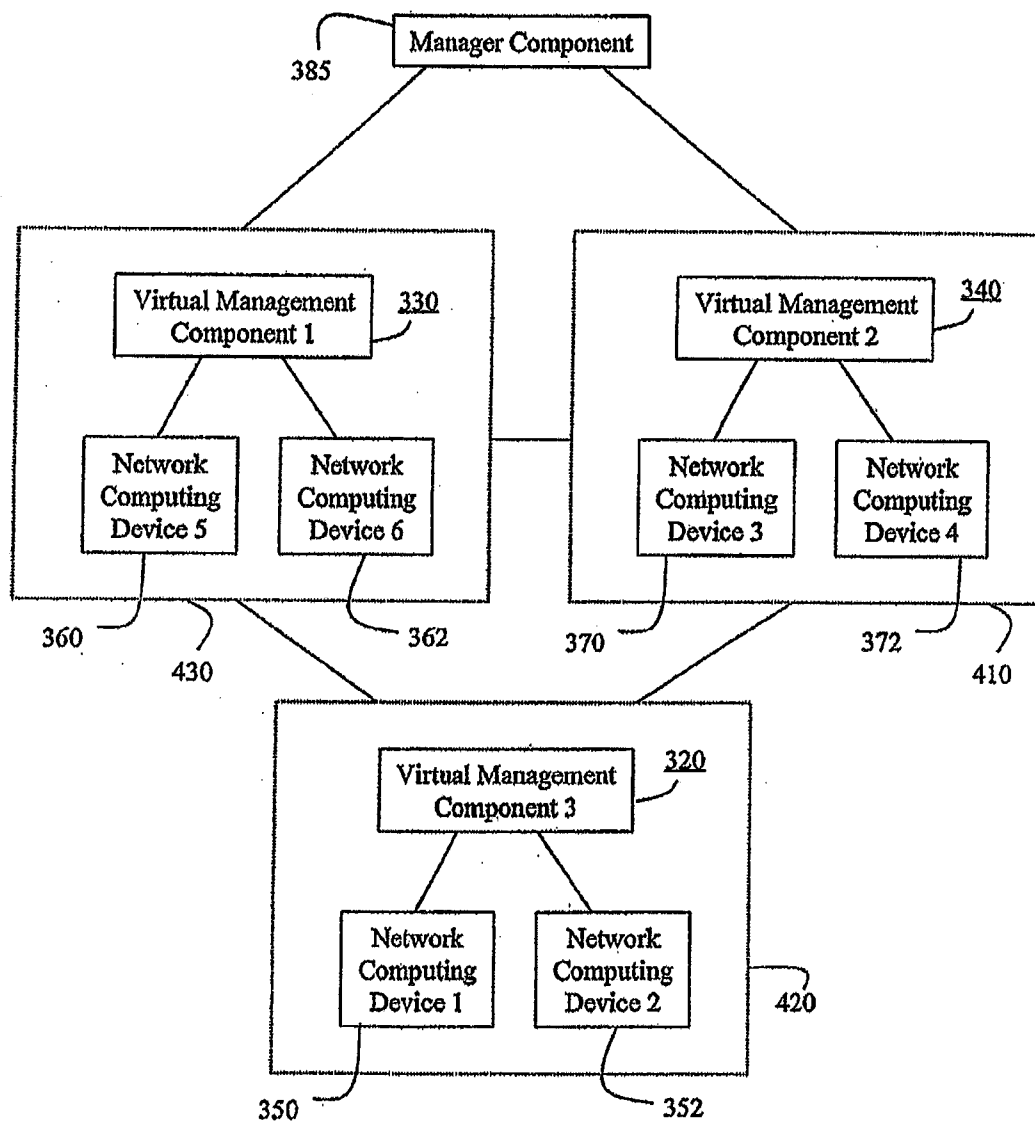


FIG. 4

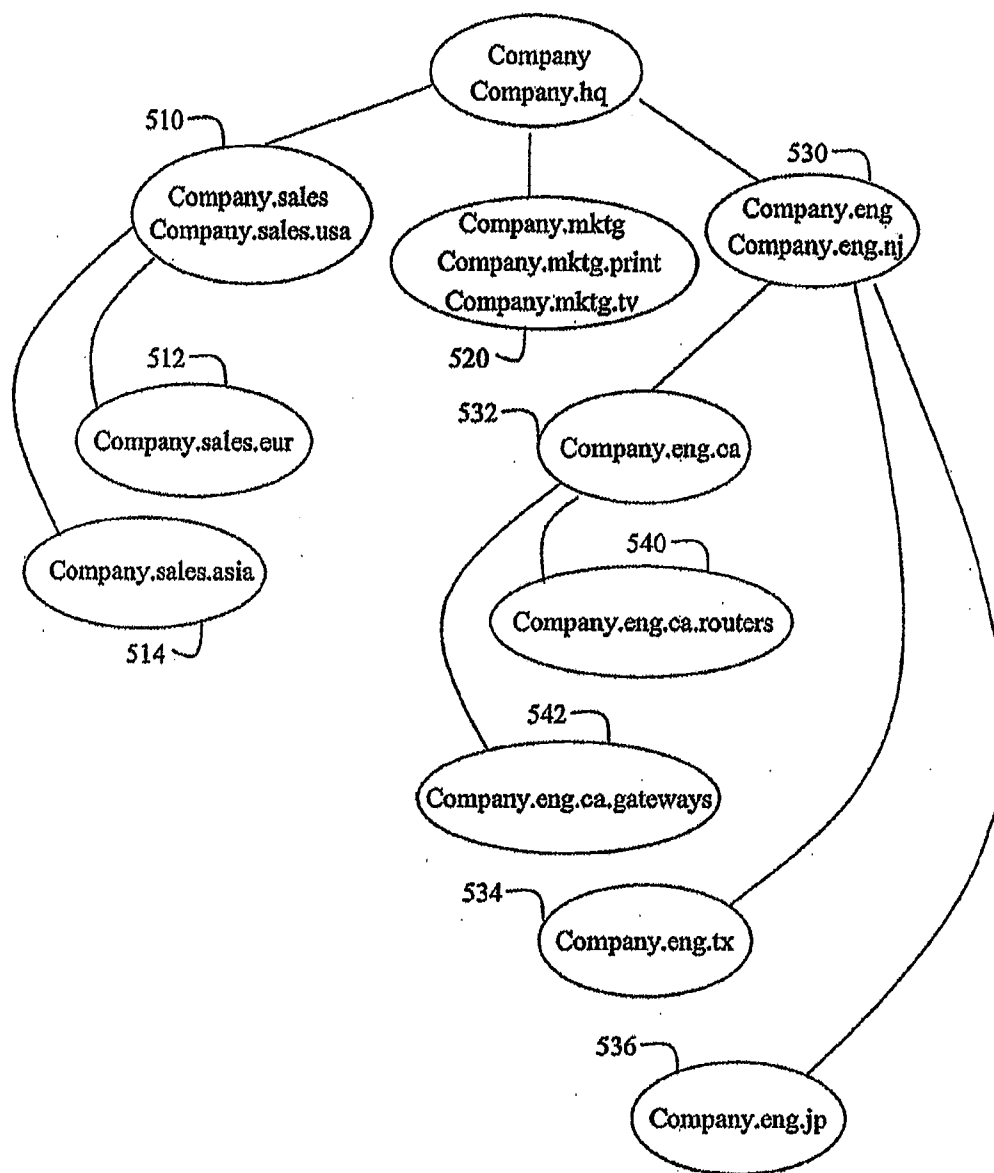


FIG. 5

## HIERARCHICAL SYSTEMS AND METHODS FOR PERFORMING DATA STORAGE OPERATIONS

### RELATED APPLICATIONS

[0001] Any and all applications for which a foreign or domestic priority claim is identified in the Application Data Sheet, or any correction thereto, are hereby incorporated by reference into this application under 37 CFR 1.57.

[0002] This application is also related to U.S. patent application Ser. No. 09/354,063, filed on Jul. 15, 1999, now U.S. Pat. No. 7,389,311, issued Jun. 17, 2008 which is hereby incorporated herein by reference in its entirety.

### BACKGROUND OF THE INVENTION

[0003] 1. Field of the Invention

[0004] The present invention is directed to storage and retrieval systems. In particular, the invention is directed towards a hierarchical storage and retrieval system for a computer or a series of interconnected computers.

[0005] 2. Description of Related Art

[0006] Conventional backup devices usually employ a monolithic backup and retrieval system servicing a single server with attached storage devices. These systems usually control all aspects of a data backup or retrieval, including timing the backup, directing the files to be backed up, directing the mode of the archival request, and directing the storage are not scalable and often direct only one type of backup and retrieval system, whether it is a network backup or a single machine backup.

[0007] If a backup software program failed for a particular computing device, a chance exists that the information for the backup suite would also be lost. Information about the activities of the backup program may be corrupted or lost. Additionally, without reinstallation, the backup program could not direct the backup of the particular computing device, and important information may not be backed up until the re-establishment of the backup program on the computing device.

[0008] Further, with distributed computing devices, it is necessary to micromanage each backup program on each computing device to maintain consistency in the backup activities of all backup programs. No external control can be asserted over multiple backup programs from a centralized location. Many other problems and disadvantages of the prior art will become apparent to one skilled in the art after comparing such prior art with the present invention as described herein.

### SUMMARY OF THE INVENTION

[0009] Various aspects of the present invention may be found in a backup system for a network computing system. The network computer system has a first network device and a second network device. The backup system has a first software agent operating on a first network device on the network computing system. The first software agent is communicatively coupled to at least one backup device. The first software agent maintains operational parameters for the backup regime for the network computer system. The first software agent makes archival requests directed to the backup device or devices to initiate archival requests, including backups and restores.

[0010] A second software agent, operating on the second network device, supervises the operation of the first software agent. The second software agent is able to initiate archival function requests to the backup device or devices independent from the first software agent. Additionally, the second software agent may make an archival request directly to the first software agent, which then initiates the actual request directed to the backup device. The backup system of claim 1 wherein the first software agent is responsive to archival function requests from the second software agent. Or, the second software agent may change the operational parameters of the first software agent, thus allowing the second software agent to set administrative control of the backup of the network computing devices.

[0011] The first software agent communicates information on the status of the backup device or devices that it is responsible for to the second software agent. The first software agent may also communicate the status of the network computing devices that it is responsible for the backup of to the second software agent. This allows the second software agent to stand in for the first software agent when the first software agent is unable to perform at its full functionality. The second software agent is able to manage the backup of the network computing devices that the first software agent is responsible for when the first software agent is unable to do so.

[0012] In an exemplary embodiment, the network computer system has a first group of network computing devices. A manager software component runs on a network device and is responsible for managing parameters describing the archival characteristics of the first group of network devices, as well as able to initiate archival requests for those network computing devices.

[0013] The manager software component is communicatively coupled to at least one, possibly more, backup devices that physically perform the archival requests at the behest of instructions from the manager software component. A second software component supervises the manager software component, and is able to initiate a change in the operational parameters as described by the manager software component. Thus, the second software component may administer the characteristics of the backup policy of the manager software component.

[0014] In one embodiment, the second software component executes on a second network device, or it may also execute on the network device on which the manager component is executing. In an embodiment, the second software component is itself a manager software component responsible for the backup policies of a second group of network devices.

[0015] Or, the manager software component can operate the backup activities of a backup cell. Additionally, the second software component can operate the backup activities of a second backup cell, as well as manage or supervise the manager software component operating the first cell. Thus, a hierarchical structure in a backup system can be defined.

[0016] In another embodiment, the network computer system has a first group of network devices. The backup system has defined domains.

[0017] The first domain has a first manager software agent executing on a first network computing device. The first manager software agent is responsible for managing backup activities for the first group of network devices. The backup activities are coordinated with a backup device or devices that are in communication with the first manager software agent. These backup devices respond to the archival requests of the

first manager software agent to carry out a backup policy for the first group of network devices.

[0018] A second domain has a second software agent, which administers the activities of the first manager software agent. The second software agent receives information on the first domain, and as such, the second software agent may operate the backup activities of the first domain.

[0019] The second software agent can manage a second group of network devices in the second domain in a similar manner to the first manager software agent operating and managing the first domain. As such, many other domains can be defined, and may be placed in communication with other domains. The manager software agent of each domain may be responsible for administratively managing other domains, and may in turn be managed by manager software agents in other domains. Many different control structures can be built with this interconnectivity of domains.

[0020] The information on a domain may be passed to another manager software agent responsible for another domain. The parent manager software agent may be able to pass instructions to the child domain and its manager software agent. As such, the parent manager software agent can operate the domain, or may be able to administer the child manager software agent's management of the domain.

[0021] Further, the second manager software agent may execute on the same network device as the first manager software agent. Alternatively, the second manager software agent may execute on a different network device as the first manager software agent.

[0022] Other aspects of the present invention will become apparent with further reference to the drawings and specification that follow.

#### BRIEF DESCRIPTION OF THE DRAWINGS

[0023] FIG. 1 is a block diagram of a hierarchical network backup system according to the invention.

[0024] FIG. 2 is functional block diagram of an embodiment of the hierarchical backup system of FIG. 1 embodying data transfer between the components comprising the individual backup cell and the transfer of data outside of the backup cell.

[0025] FIG. 3 is a block diagram detailing the use of the manager component of FIG. 1 as a virtual manager component for a plurality of virtual backup cells.

[0026] FIG. 4 is a logical block diagram of the resulting backup cells of the network system depicted in FIG. 3.

[0027] FIG. 5 is a block diagram of an exemplary hierarchical backup network according to the invention.

#### DETAILED DESCRIPTION OF THE INVENTION

[0028] FIG. 1 is a block diagram of a hierarchical network backup system according to the invention. A backup cell 100 comprises a plurality of network devices 110 (1), 120 (2), and 130 (3) that are to be backed up. The backups of the network devices are made to the attached backup devices 112, 122, and 132.

[0029] The network computing device 110 (1) contains a first manager component such as manager component 114. The first manager component 114 is a software agent responsible for maintaining backup parameters of the backups in the backup cell 100, and initiating a backup policy for the attached network computing devices according to those parameters. The parameters can include schedules of back-

ups, aging policies, pruning policies, and backup media usage policies. Thus, through the operation of the first manager component 114, an administrator can define the characteristics of the backup actions for the network computing devices associated with the backup cell 100.

[0030] Connected to and in communication with the backup cell 100 is a backup cell 150, comprising a plurality of network devices 160 (4), 170 (5), and 180 (6). These network devices are also subject to backing up to the backup devices 162, 172, and 182.

[0031] The network computing device 160 (4) contains a second manager component such as manager component 164 that is responsible for the backup parameters of the backups in the backup cell 150. The second manager component 164 is similar in operation and in functionality to the first manager component 114 in the backup cell 100. Thus, through the operation of the second manager component 164, an administrator can define the characteristics of the backup actions for the backup cell 100.

[0032] In the case where the network 140 connecting the network devices 110 (1), 120 (2), and 130 (3) is not suitable based on speed and/or reliability, the size and scope of the backup cell 100 may be limited. Or, the site at which the backup cell 100 is physically located may not have an administrator present with the background, ability, or authority to modify the backup parameters of the backup cell 100. Or, having a single point of failure, namely the network device 110 (1) or the first manager component 114 may not be an acceptable alternative to the user of the backup cell 100.

[0033] As such, the second manager component 164 of the backup cell 150 is placed in communication with the backup cell 100. The second manager component 164 running on the network device 160 (4) is given the authority, power, and ability to maintain and control the backup parameters and actions on the backup cell 100. Further, information on the status of the network devices, the backup devices, and on the first manager component 114 is made known to the second manager component 164. Thus, the backup of the network devices 110 (1), 120 (2), and 130 (3) may be maintained and controlled from another software agent at another location, such as the second manager component 164. As such, alternative administration may be exercised on the backup characteristics and actions of the backup cell 100 from another backup cell.

[0034] Routine activities within the backup cell 100 can take place with little or no interaction with the second remote manager component 164. These routine activities include backups of and restorations to the network devices 110 (1), 120 (2), and 130 (3), and administration and/or configuration of the parameters of the archival functionality of the backup cell 100.

[0035] Alternatively, interaction with the second remote manager component 164 could take place when an administrator who is logged into the network device 160 (4) would like to administer activity that takes place in the backup cell 100. Or, splitting of administrative functionality between the first and second manager components 114 and 164 could take place, thus centralizing some or all of the definition of the functionality of the backup schemes to a common set of parameters across associated backup cells. Or, the administrative authority of the manager components may be highly decentralized, and the alternative control of another backup cell may be used only when the manager component of another backup has failed for some reason.



[0036] Information on the individual components making up the backup cell 100 can be communicated to the second manager component 164. Thus, the second manager component 164 could, to varying degrees as defined by operational needs, operate or initiate operation of the various components of the backup cell 100.

[0037] The second manager component 164 could also be configured to change the operational parameters of the manager component 150. Thus, a system wide change to backup cell parameters can be initiated through a single manager component and propagated to other backup cells. Or, the second manager component 164 could fill in for the first manager component 114 should it fail. Additionally, the interaction between the backup cells and other manager components allows for the appearance of a “seamless” network of backup cells to administrators sitting in remote locations.

[0038] Additional supervisory levels, controls, or permissions could be added to the second manager component 164 to allow the supervisory control of additional backup cells for which the first manager component 114 is supervising. As such, a hierarchy of backup control can be realized through the interaction of levels or connections of manager components.

[0039] Additionally, the first and second manager components 114 and 164 can be configured such that critical events are propagated to another manager component having supervisory control or permission for it. Thus, an administrator logged into a managerial component sitting in the path of propagation can see critical events happening in the backup cells in the path of supervision. This criticality threshold for an event to be propagated to another management component of another backup cell may be configurable. Thus, an individual manager component can track the universe of backup cells that it is communicatively coupled to.

[0040] It should be noted that while only one backup cell is pictured in communication with the second manager component 164, that any number of backup cells may be envisioned. It should also be noted that the hierarchy of backup cells may be configured in many manners. Thus, a single manager component may associate itself with several other backup cells, in a “shallow” configuration. Or, each succeeding manager component may be associated with one or more other backup cells, providing a tree-like structure to the supervisory capacities of the manager components. Or, a ring-like structure may be envisioned, where each manager component is associated with another backup cell, and the last manager component is associated with the first backup cell.

[0041] Further details on structures of a backup cell may also be envisioned by reference to U.S. patent application Ser. No. 09/354,063, entitled “MODULAR BACKUP AND RETRIEVAL SYSTEM”, filed Jul. 15, 1999. This application is incorporated hereby by reference for all purposes. The details of the backup cell as recited in the reference are substantially similar to that outlined above, but are not detailed in this application.

[0042] FIG. 2 is functional block diagram of an embodiment of the hierarchical backup system of FIG. 1 embodying data transfer between the components comprising the individual backup cell and the transfer of data outside of the backup cell. The backup cell 200 comprises the network computing devices 210 (1), 220 (2), and 230 (3). The network computing device 210 (1) runs a first manager component

such as first manager component 212, responsible for the backup parameters of the backup cell 200, as described before.

[0043] The network computing devices 210 (1) and 230 (3) are communicatively coupled to backup devices 218 and 238, respectively. The backup devices 218 and 238 store the data and/or files directed to them in a backup, where the data and/or files can be retrieved at a later time.

[0044] The backup devices 218 and 238 are operated by media components 216 and 236, respectively. The media component 216 is a software agent responsible for the physical operation of the backup device 218 during a backup or restore. During a backup, the media component 216 maintains an index of the data units and/or files backed up and where they are physically located on the physical backup device 218. The backup device 238 and the media component 236 operate in a similar manner. It should be noted that the backup devices may be many types of devices, including such storage devices as tape drives, cartridge drives, magneto-optical drives, or any combination thereof.

[0045] The network computing devices 210 (1), 220 (2), and 230 (3) also contain client components 214, 224, and 234, respectively. The client components 214, 224, and 234 are software agents tasked with maintaining the operational parameters and controlling a backup or restore of an individual network computing device. Thus, the types of files and/or data backed up, the priority of the files and/or data to be backed up, and other operational parameters of a backup for a particular network computing device are controlled by a particular client component.

[0046] In a backup, the first manager component 212 would indicate to the appropriate client component to initiate a backup, and that the backup should be directed to a particular backup media. For example, assume that the first manager component 212 determines that a backup of the network device 220 (2) is warranted. The first manager component 212 also determines that the backup should be directed to the backup device 238. The first manager component 212 would contact the client component 224 with the request for a backup of the network device 220 (2), and that the data and/or files should be stored through the media component 236 on the backup device 238.

[0047] The client component 224 undertakes the backup of the network computing device 220 (2) in an appropriate manner. The backup may be a full backup, an incremental backup, or a differential backup, depending upon the strategy as defined by an administrator for the network computing device 220 (2). The client component 224 would then notify the media component 236 of the data and/or files to be backed up. The media component 236 would cause the data and/or files sent by the client component 224 to be physically backed up on the backup device 238.

[0048] The media component 236 makes an index entry for the backed up file and/or data units, thus keeping an easily maintained and coordinated way to manage information on the backup of the file and/or data units, including their whereabouts and other particulars. Portions of the indexed information on the file and/or data units are forwarded to the first manager component 212. The manager component may use this information in the managing of the backup devices and the determination of where to send other file and/or data units from backups from other network computing devices.

[0049] The first manager component 212 is able to receive and send this indexed information to the second manager

component such as second manager component **262** running on the network computing device **260 (4)**. Additional indexed information on the backup can exist distributed about the various media components, and the first or second manager components **212** or **262** can access this information by querying the proper media component for it. Thus, the information required to make the proper query can be passed among the manager components as well. The second manager component **262** can itself be a manager component for the backup cell where it resides.

[0050] While a peer-to-peer relationship can be present among the manager components, the manager components can be configured in a parent-child relationship as well. The first manager component **212** can be configured to receive directions from the second manager component **262** regarding the operation of the backup cell **200**. Additionally, information on the client components **214**, **224**, and **234** could be provided, as well as information on the media components **216** and **236**, and on the backup devices **218** and **238**.

[0051] Should the second manager component **262** running on the network computing device **260 (4)** be so configured, this information from the first manager component **212** could be propagated to the second manager component **262**. Thus, complete operational control of the first manager component **212** could be asserted from the second manager component **262** with the proper authorization.

[0052] Further, since the second manager component **262** has information about the client components **214**, **224**, and **234**, the information about the media components **216** and **236**, as well as information about the media devices **218** and **238**, the second manager component **262** could operate as a surrogate manager component to the backup cell **200**. As such, the first manager component **212** could be bypassed in the event of a failure of the first manager component **212**.

[0053] Additionally, the second manager component **262** may be given a supervisory control over the first manager component **212**. This would enable the second manager component **262** to change operational parameters, administration, or configuration of the backup cell **200**, or to allow a supervisor sitting at the network device **260 (4)** to operate the functionality of the backup cell **200** in the event of an emergency.

[0054] FIG. 3 is a block diagram detailing the use of the manager component of FIG. 1 as a virtual manager component for a plurality of virtual backup cells. The backup cells **100** and **150** of FIG. 1 may be “virtual”, as well as physical, backup cells. The virtual manager components can identify administrative domains over which the particular virtual manager component exercises administrative control.

[0055] In this case, one physical manager component such as first manager component **310** could be logically divided into several virtual manager components **320 (3)**, **330 (1)**, and **340 (2)**. Each of the virtual manager components **320 (3)**, **330 (1)**, and **340 (2)** would be responsible for the backup functionality of portions of the physical network devices located in the physical backup cell.

[0056] The first manager component **310** runs on a network computing device **312**. Connected to and in communication with the network computing device **312** are network computing devices **370 (3)**, **372 (4)**, **350 (1)**, **352 (2)**, **360 (5)**, and **362 (6)**.

[0057] The network computing devices **370 (3)** and **372 (4)** are logically grouped together as a unit requiring one particular set of backup guidelines. Similarly, the network comput-

ing devices **350 (1)** and **352 (2)** are logically grouped together as another group of network computing devices requiring another particular set of backup guidelines. Also, the network computing devices **360 (5)** and **362 (6)** are logically grouped together as a unit requiring yet another particular set of backup guidelines.

[0058] The first manager component **310** can be configured to operate three independent backup management policies. The virtual manager component **340 (2)** is responsible for the backup management of the group of network devices **370 (3)** and **372 (4)**. The virtual manager component **320 (3)** is responsible for the backup management of the group of network devices **350 (1)** and **352 (2)**. The virtual manager component **330 (1)** is responsible for the backup management of the group of network devices **360 (5)** and **362 (6)**.

[0059] A remote network computing device **380** operates a second manager component such as manager component **385**. The second manager component **385** is in communication with the first manager component **310**. As such, the first manager component **310** can be configured to supervise the activities of the manager component **310**, and the virtual manager components **320 (3)**, **330 (1)**, and **340 (2)**.

[0060] FIG. 4 is a logical block diagram of the resulting backup cells of the network system depicted in FIG. 3. The manager component **340** and the network computing devices **370 (3)** and **372 (4)** make up a first virtual backup cell **410**. Similarly, the manager component **320 (3)**, along with the network computing devices **350 (1)** and **352 (2)**, make up a second virtual backup cell **420**. Also, the manager component **330 (1)** and the network computing devices **360 (5)** and **362 (6)** make up a third virtual backup cell **430**.

[0061] Each virtual manager component is responsible and maintains the functional parameters associated with the group of network computing devices associated with it. Each virtual manager component within the physical first manager component **310** (depicted in FIG. 3) is able to maintain and control the backup and restoration actions and parameters of the network devices associated with it in a manner independent from the other virtual manager components it is related to.

[0062] The virtual manager components may be configured where one of the manager components maintains supervisory control over the others, or any other combination. Or, the remote second manager component **385** may maintain supervisory control any of the virtual manager components **320 (3)**, **330 (1)**, and **340 (2)** and their associated backup cells. Or, as indicated earlier, any or all of the virtual manager components **320 (3)**, **330 (1)**, and **340 (2)** may be configured to supervise the second manager component **385** and its associated backup cell.

[0063] As such, the ability to link together similar network devices under different manager components enables a backup system that easily defines domains and sub-domains within an enterprise or organization. Thus, a manager component able to maintain supervisory control over others may be easily maintained and identified in a linked network of virtual and physical backup cells by name.

[0064] FIG. 5 is a block diagram of an exemplary hierarchical backup network according to the invention. Each bubble represents a physical backup cell, as described previously. The physical backup cells may contain other virtual backup cells. The backup cells can be configurable by a domain name, which uniquely identifies the location and/or supervisory overview of the backup cell in the hierarchy.

[0065] As such, the root backup cell of the network of backup cells can be defined as the domain name “Company”, or other identifier indicating the root. In the naming convention, any manager component associated with a particular name would exercise supervisory control over manager components having that name followed by a delimiter, and followed by a sub-domain name. In this case, the manager component within a backup cell that is the root of a sub-tree would be able to exercise supervisory or administrative control over the backup cells further from the root.

[0066] Thus, the manager component associated with the “Company” backup cell would exercise supervisory control over the entire tree, including the sub-domains indicated by “Company.hq”, “Company.mktg”, “Company.eng”, and “Company.sales”. Additionally, the manager components under each of the sub-domains would exercise supervisory control over the sub-sub-domains identified with the proper sub-domain prefix.

[0067] As such, the domain “Company.hq” may be representative of an administrative domain located at a company’s headquarters and responsible for backup actions and parameters about the physical headquarters. The managerial component associated with the domain “Company” can exercise supervisory control over the backup cell associated with the domain “Company.hq”.

[0068] A backup cell 510 is a backup cell associated with the sales network computing devices. The backup cell 510 contains two different domains, “Company.sales” and “Company.sales.usa”. The domain “Company.sales” is the supervisory domain for the sub-domains existing underneath “Company.sales”. The domain “Company.sales.usa” is associated with a backup cell that manages the backups for network computing devices in the company’s United States sales area. The manager component directing the backup cell “Company.sales.usa” is supervised by the manager component associated with the backup cell “Company.sales”.

[0069] A backup cell 512 is associated with the network devices involved in the company’s sales in Europe. The backup cell 512 is communicatively coupled to the backup cell 510, and is given the domain name “Company.sales.eur”. As such, the manager component associated with the backup cell 512 is under the supervisory control of the manager component associated with the domain “Company.sales”.

[0070] Correspondingly, the backup cell 514 is concerned with directing backups of network computing devices involved in the Asian sales division. The backup cell 514 is communicatively coupled to the backup cell 510, and has the domain name “Company.sales.asia”. Thus, the manager component for the backup cell 514 is under the supervisory control of the manager component associated with the domain name “Company.sales”.

[0071] One should note that in this example the manager components for the backup cell 512 do not have supervisory control over the backup cell 514, and vice versa. In any case, this is possible and can be implemented.

[0072] The backup cell 520 contains several hierarchical portions. First, the domain “Company.mktg” is contained in the backup cell 520. The manager component associated with the “Company.mktg” domain exercise supervisory functions for backup cells residing under the “Company.mktg” domain. These other sub-domains are administered and configured from the manager component associated with the “Company.mktg” domain.

[0073] Additionally, the backup cell 520 contains the virtual backup cells “Company.mktg.ty” and “Company.mktg.print”, each associated with the backup of network devices associated with the different departments in the “Company.mktg” domain. Each domain has its own virtual manager component exercising control over its own particular administrative domain, and being under the supervisory control of a manager component running on the same backup cell 520.

[0074] A backup cell 530 contains a domain named “Company.eng”, responsible for supervisory control of the backup schemes for the network devices in the company’s engineering locations. The backup cell 530 also contains a domain “Company.eng.nj”. The manager component associated with the domain “Company.eng.nj” is responsible for the configuration, administration, and direction of backups of network computing devices for engineering work located in the company’s New Jersey locations.

[0075] Nested underneath the backup cell 530 are backup cells 532, 534, and 536, having the domain names “Company.eng.ca”, “Company.eng.tx”, and “Company.eng.jp”, respectively. Each of these backup cells is responsible for the backup of network computing devices at a particular location, and is under the supervisory control of the manager component associated with the domain “Company.eng”.

[0076] Additionally, other backup cells 540 and 542 are nested beneath the domain “Company.eng.ca”. The domains “Company.eng.ca.routers” and “Company.eng.ca.gateways” are associated with backup cells for network computing devices associated with specific lines of engineering.

[0077] Thus, from the manager component associated with the domain “Company”, an administrator can configure, administer, or direct backup activities for any of the nested backup cells below it in the “hq”, “sales”, “mktg”, or “eng” domains. Sufficient information on backups and events are replicated up from the lower lying backup cells in the tree to allow the manager component associated with the “Company” domain to perform these supervisory duties. Further, any intervening manager components in the path between a specific domain and the root may perform the supervisory activities.

[0078] Thus, from any backup cell on a sub-tree, a manager component associated with that backup cell can supervise, configure, or administer the backup functionality of any backup cell in nested below it. For example, and administrator at the “Company.eng” manager component would be able to configure all the backup cells in with the name “Company.eng.\*”, where “\*” stands for any sub-domain under the “Company.eng” domain.

[0079] Critical events or information regarding a physical backup in a backup cell, such as the information indexed by a media component as it backs up a file and/or data unit, are communicated towards the root. For example, assume that a particular network computing device operating in the backup cell “Company.eng.ca.gateways” fails. If the event is critical enough, news of the event would be replicated to “Company.eng.ca”, and from there to “Company.eng”, and ultimately to “Company”. Thus, actions at any of these backup cells may be asserted to aid the situation. Information regarding the backup process would also be replicated towards the root.

[0080] Usually, the events are replicated in an online fashion in real-time. Replication takes place, subject to criticality thresholds, all the way to the root as long as the parent backup cell is reachable. If the parent is unreachable, the underlying backup cell needing to send the information on may periodi-

cally spawn a process to check on the reachability of the parent backup cell. If the parent backup cell resumes a reachable state, the message, along with others stored in a queue, are passed upwards to the parent backup cell.

**[0081]** Or, the parent may request a “dump” of meta-data and critical events regarding the status of the system and its children at any time. This dump may be a one level dump, or may recursively act on all the sub-domains of the sub-domain. This meta-data could include the information regarding the backup event and indexed at the time of backup, information of all domains known to the child backup cell, backup devices and their associated media components in the backup cell, clients and their client components in the backup cell, applications running on the client network devices in the backup cell, related archive files grouped into archive groups on the network devices in the backup cell, sets of related media defining a media group in the backup cell, and all backup devices.

**[0082]** Thus, not only events may be passed upwards, but the state of each backup cell, both physical and virtual, may be passed upwards accordingly. This allows the parent manager component to act in place of the child should it be required to do so. Or, it allows true supervisory control of the child backup cell, as well as the supervisory control over any child backup cells of the child backup cell, and so on.

**[0083]** Additionally, due to the passage of this information, viewing, administering, configuring, and controlling the domains under a particular domain is possible from a root domain. Further, the manager components associated with the sub-domains may be administered from the root domain of the tree or any sub-tree within the main body of the tree structure. Thus, administration en masse is possible for an entire enterprise, division, location, or any other granularity as required. In view of the above detailed description of the present invention and associated drawings, other modifications and variations will now become apparent to those skilled in the art. It should also be apparent that such other modifications and variations may be effected without departing from the spirit and scope of the present invention as set forth in this specification.

1. A storage management system that preforms data backup in a network computing system comprising virtual backup devices, the storage management system comprising:

- a plurality of networked computing devices;
- a first plurality of virtual backup devices executing on one or more of the plurality of network computing devices, the first plurality of virtual backup devices logically grouped together to form a first group of virtual backup devices;
- a second plurality of virtual backup devices executing on one or more of the plurality of network computing devices, the second plurality of virtual backup devices logically grouped together to form a second group of virtual backup devices;
- at least one client component executing on at least one of the plurality of networked computing devices, the at least one client component obtains data from at least one of the plurality of network computing devices, the at least one client component being further configured to transmit the data to at least one of a plurality of media components;
- a virtual manager component executing on at least one of the networked computing devices, the virtual manager component associated with at least the first and second

groups of virtual backup devices, the virtual manager component configured to direct the performance of data backup in a network computing system comprising managing backup operations for at least one of the first group of virtual backup devices and for at least one of the second group of virtual backup devices;

the plurality of media components configured to execute on at least one of the plurality of network computing devices and being communicatively coupled to the virtual manager component and to the first and second plurality of virtual backup devices,

wherein the virtual manager component is configured to direct backup operations on at least one of the first group of virtual backup devices by directing the data from the at least one client component through at least one of the plurality of media components to one or more of the first group of virtual backup devices according to a first set of backup guidelines; and

wherein the virtual manager component is further configured to direct backup operations on at least one of the second group of virtual backup devices by directing the data from the at least one client component through at least one of the plurality of media components to one or more of the second group of virtual backup devices according to a second set of backup guidelines.

2. The storage management system of claim 1 wherein the at least one of the plurality of media components comprises an index of a physical location of the data stored on the first plurality of virtual backup devices.

3. The storage management system of claim 2 wherein the media component is configured to send at least a portion of the index to the virtual manager component.

4. The storage management system of claim 1 wherein the first plurality of virtual backup devices are logically grouped separately from the second plurality of virtual backup devices.

5. The storage management system of claim 1 wherein the first plurality of virtual backup devices are logically grouped together as a unit associated with a set of backup guidelines.

6. The storage management system of claim 1 wherein the first plurality of virtual backup devices comprise a first backup cell.

7. The storage management system of claim 1 wherein the virtual manager component is configured to maintain information regarding an operational status of at least one of the plurality of media components.

8. (canceled)

9. The storage management system of claim 1 wherein the at least one of the second plurality of virtual backup devices is associated with a department in a company domain.

10. The system of claim 1 wherein the backup operations are based on at least one of a storage schedule, an aging policy and a pruning policy.

11. A method for performing a storage operation in a storage management system that performs data backup in a network computing system comprising virtual backup devices, the method comprising:

providing a first plurality of virtual backup devices executing on one or more of a plurality of networked computing devices, the first plurality of virtual backup devices logically grouped together to form a first group of virtual backup devices;

providing a second plurality of virtual backup devices executing on one or more of a plurality of networked

computing devices, the second plurality of virtual backup devices logically grouped together to form a second group of virtual backup devices;

obtaining data with at least one client component executing on at least one of the plurality of networked computing devices, the at least one client component obtains the data from at least one of the plurality of network computing devices and transmits the data to at least one of a plurality of media components;

processing backup operations with a virtual management component executing on at least one of the networked computing devices, wherein the virtual management component is associated with at least the first group of virtual backup devices and at least the second group of virtual backup devices, wherein the virtual manager component directs the performance of data backup in a network computing system comprising managing backup operations for at least one of the first group of virtual backup devices and for at least one of the second group of virtual backup devices;

directing with the virtual manager component backup operations on at least one of the first group of virtual backup devices by directing the data from the at least one client component through at least one of a plurality of media components to one or more of the first plurality group of virtual backup devices according to a first set of backup guidelines; and

directing with the virtual manager component backup operations on at least one of the second group of virtual backup devices by directing the data from the at least one

client component through at least one of the plurality of media components to one or more of the second plurality group of virtual backup devices according to a second set of backup guidelines.

**12.** The method of claim **11** wherein the at least one of the plurality of media components generates an index of a physical location of the data stored on the first plurality of virtual backup devices.

**13.** The method of claim **12** wherein the media component sends at least a portion of the index to the virtual manager component.

**14.** The method of claim **11** further comprising logically grouping the first plurality of virtual backup devices separately from the second plurality of virtual backup devices.

**15.** The method of claim **11** further comprising logically grouping the first plurality of virtual backup devices together as a unit associated with a set of backup guidelines.

**16.** The method of claim **11** wherein the first plurality of virtual backup devices comprise a first backup cell.

**17.** The method of claim **11** wherein the virtual manager component maintains information regarding an operational status of at least one of the plurality of media components.

**18.** (canceled)

**19.** The method of claim **11** wherein the at least one of the second plurality of virtual backup devices is associated with a department in a company domain.

**20.** The method claim **11** wherein the backup operations are based on at least one of a storage schedule, an aging policy and a pruning policy.

\* \* \* \* \*