

(12) STANDARD PATENT
(19) AUSTRALIAN PATENT OFFICE

(11) Application No. **AU 2012284055 B2**

(54) Title
Sugar alcohol-based crosslinking reagents, macromolecules, therapeutic bioconjugates, and synthetic methods thereof

(51) International Patent Classification(s)
A61K 47/50 (2017.01) **C07C 43/04** (2006.01)

(21) Application No: **2012284055** (22) Date of Filing: **2012.07.18**

(87) WIPO No: **WO13/012961**

(30) Priority Data

(31)	Number	(32)	Date	(33)	Country
	61/509,296		2011.07.19		US

(43) Publication Date: **2013.01.24**

(44) Accepted Journal Date: **2017.09.07**

(71) Applicant(s)
CellMosaic, Inc.

(72) Inventor(s)
Huang, Yumei

(74) Agent / Attorney
Cullens Pty Ltd, GPO Box 1074, Brisbane, QLD, 4001, AU

(56) Related Art
MANCERA M et al., CARBOHYDRATE RESEARCH, 2003, vol. 338, no. 10, pages 1115-1119.
CHAVERIAT et al., TETRAHEDRON ASYMMETRY, 2006, vol 17, n9, pages 1349-1354.
HU JUN ET AL: POLYMER BIOCATALYSIS AND BIOMATERIALS II AMER CHEMICAL SOC, ACS SYMPOSIUM SERIES 2008, pages 275-284, XP8160183, SYMPOSIUM ON POLYMER BIOCATALYSIS AND BIOMATERIALS-2006 ACS NATIONAL MEETING; BOSTON, MA, SEPTEMBER 11-14, 2006.
GB 723244 A
US 2258892 A
TOSHIFUMI et al., MACROMOLECULAR BIOSCIENCE, vol. 7, no. 8, 2007, pages 999-1009.
US 2011/0082090 A1



(51) International Patent Classification:
A61K 47/48 (2006.01)

(21) International Application Number:
PCT/US2012/047255

(22) International Filing Date:
18 July 2012 (18.07.2012)

(25) Filing Language: English

(26) Publication Language: English

(30) Priority Data:
61/509,296 19 July 2011 (19.07.2011) US

(71) Applicant (for all designated States except US): **CELL-MOSAIC, LLC** [US/US]; 100 Barber Avenue #1, Worcester, MA 01606-2464 (US).

(72) Inventor; and

(75) Inventor/Applicant (for US only): **HUANG, Yumei** [CN/US]; 36 Allen Street, Lexington, MA 02421 (US).

(74) Agents: **RESEK, John, F.** et al.; Resek Law, 68 Jay Street, Suite 201, Brooklyn, NY 11201 (US).

(81) Designated States (unless otherwise indicated, for every kind of national protection available): AE, AG, AL, AM, AO, AT, AU, AZ, BA, BB, BG, BH, BR, BW, BY, BZ, CA, CH, CL, CN, CO, CR, CU, CZ, DE, DK, DM, DO,

DZ, EC, EE, EG, ES, FI, GB, GD, GE, GH, GM, GT, HN, HR, HU, ID, IL, IN, IS, JP, KE, KG, KM, KN, KP, KR, KZ, LA, LC, LK, LR, LS, LT, LU, LY, MA, MD, ME, MG, MK, MN, MW, MX, MY, MZ, NA, NG, NI, NO, NZ, OM, PE, PG, PH, PL, PT, QA, RO, RS, RU, RW, SC, SD, SE, SG, SK, SL, SM, ST, SV, SY, TH, TJ, TM, TN, TR, TT, TZ, UA, UG, US, UZ, VC, VN, ZA, ZM, ZW.

(84) Designated States (unless otherwise indicated, for every kind of regional protection available): ARIPO (BW, GH, GM, KE, LR, LS, MW, MZ, NA, RW, SD, SL, SZ, TZ, UG, ZM, ZW), Eurasian (AM, AZ, BY, KG, KZ, RU, TJ, TM), European (AL, AT, BE, BG, CH, CY, CZ, DE, DK, EE, ES, FI, FR, GB, GR, HR, HU, IE, IS, IT, LT, LU, LV, MC, MK, MT, NL, NO, PL, PT, RO, RS, SE, SI, SK, SM, TR), OAPI (BF, BJ, CF, CG, CI, CM, GA, GN, GQ, GW, ML, MR, NE, SN, TD, TG).

Published:

- with international search report (Art. 21(3))
- before the expiration of the time limit for amending the claims and to be republished in the event of receipt of amendments (Rule 48.2(h))

(88) Date of publication of the international search report:
1 August 2013

(54) Title: SUGAR ALCOHOL-BASED CROSSLINKING REAGENTS, MACROMOLECULES, THERAPEUTIC BIOCONJUGATES, AND SYNTHETIC METHODS THEREOF

(57) Abstract: The invention provides novel chemical entities based on sugar alcohols. These new chemical entities are biocompatible and biodegradable. The molecules can be made in a single and pure form. The molecular weights of these molecules range from small (<1000 Da) to large (1000-120,000 Da). The sugar alcohol-based molecules can have functional groups throughout the molecule for crosslinking compounds, such as the preparation of antibody-drug conjugates, or to facilitate the delivery of therapeutic proteins, peptides, siRNA, and chemotherapeutic drugs. Also provided are new conjugate entities prepared through sugar alcohol molecules. Methods of synthesizing sugar alcohol-based molecules and conjugates are also within the scope of the invention.



NOVEL CROSSLINKING REAGENTS, MACROMOLECULES, THERAPEUTIC CONJUGATES, AND SYNTHETIC METHODS THEREOF

FIELD OF THE INVENTION

[0001] The invention relates to novel sugar alcohol-based crosslinking reagents, macromolecules, therapeutic conjugates, and synthetic methods. More specifically, the invention relates to novel chemical entities that may be used for labeling, conjugation, modification, molecule immobilization, therapeutic or diagnostic agents, and in drug delivery. Furthermore, the invention relates to novel conjugates prepared through new sugar alcohol-based crosslinking reagents and macromolecules.

BACKGROUND

[0002] Bioconjugation technologies have been adapted in the biotechnology and pharmaceutical industries for the preparation of drug entities, detection reagents, and formulation strategies (Greg T. Hermanson "Bioconjugate Techniques", **2008** Elsevier Inc.; Christof M. Niemeyer "Bioconjugation Protocols: Strategies and Methods", **2004** Humana Press, Inc.). Bioconjugation is a chemical process that links together two or more biomolecules, including conjugation, labeling, modification, or immobilization of the biomolecules.

SUMMARY OF THE INVENTION

[0003] The present invention provides a novel class of molecules based on sugar alcohol (SA), their applications in conjugate preparation, and methods for synthesizing these SA-based molecules. The invention is based, in part, on SAs with better hydrophilicity and higher hydrodynamic volume than polyethyleneglycol (PEG). The invention is also based, in part, on SAs that can be derivatized and modified to allow for the incorporation of various functional groups and activation groups to produce SA crosslinking reagents. The invention is also based, in part, on SAs that can be further reacted with various other

SAs to prepare single and pure high molecular weight (MW) compounds (SA macromolecules), including, for example, linear SA macromolecules and sophisticated two- or three-dimensional architectures, such as branched, cyclic, and hyperbranched SA macromolecules.

[0004] The advantages of SA macromolecule compounds of the invention compared to existing compounds include, for example, (i) super hydrophilicity conferred from SAs that can be used to modulate biomolecule properties after conjugation; (ii) the ability to make crosslinking reagents with versatile functional groups; (iii) the availability of single and pure higher MW compounds; (iv) multivalent conjugation sites allowing higher loading of drug molecules; (v) an improved hydrodynamic radius; (vi) biodegradability and biocompatibility; and (vii) natural, inexpensive starting materials.

[0005] In one aspect, the invention generally relates to a conjugate having a chemical structure selected from the group consisting of:



wherein

each M_1 is independently selected from the group consisting of a protein, an enzyme, an antibody, an antibody fragment, a polypeptide, an oligonucleotide, an oligonucleotide analog, a polysaccharide;

each B is a modified sugar alcohol polymer, comprising :

from 1 to about 2000 sugar alcohol monomer(s);

wherein each monomer has from 3 to about 14 $-OR^1$ groups;

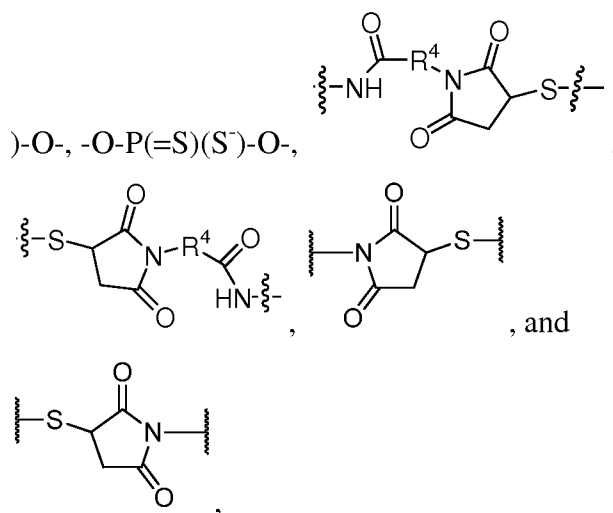
wherein R^1 is independently selected from the group consisting of hydrogen, C_1-C_8 alkyl, benzoyl, acetyl, benzyl, C_1-C_8 alkyl silyl, cyclic ortho ester, actinide, acetate, tetrahydropyranyl, tetrahydrofuranyl, and tetrahydrothiofuranyl;

each L is independently selected from the group consisting of:

a bond and, a structure of $-V_1-R^2-V_2-$, wherein:

V_1 and V_2 are independently selected from the group consisting of:

Diels-Alder adduct, a 1,3-dipolar adduct, $-C(=G^2)-G^1-$,
 $-G^1-C(=G^2)-$, $-G^3-$, $-G^1-C(=G^2)-G^1-$, $-S-S-$,
 $-S-(CH_2)_2-S(O)_2-$, $-S(O)_2-(CH_2)_2-S-$, $-S(O)_2-N(R^3)-$,
 $-N(R^3)-S(O)_2-$, $-C(O)-NH-NH-CH_2-$, $-C(O)-NH-N=CH-$,
 $-CH=N-NH-C(O)-$, $-CH_2-NH-NH-C(O)-$,
 $-N(R^3)-S(O)_2-N(R^3)-$, $-C(O)-NH-CH(CH_2SH)-$, $-N=CH-$,
 $-NH-CH_2-$, $-NH-C(O)-CH_2-C(O)-NH-$, $-CH=N-G^4-$,
 $-CH_2-NH-G^4-$, $-G^4-NH-CH_2-$, $-G^4-N=CH-$,
 $-C(=NH_2^+)-NH-$, $-NH-C(=NH_2^+)-$, $-O-P(=O)(O^-)-NH-$,
 $-NH-P(=O)(O^-)-O-$, $-CH_2-CH(NH_2)-CH_2-S-$,
 $-S-CH_2-CH(NH_2)-CH_2-$, $-O-P(=O)(O^-)-O-$, $-O-P(=O)(S^-$



wherein:

each G^1 is independently selected from $N R^3$, O , and S ;

each G^2 is independently O or S ;

each G^3 is independently selected from S , O , NR^3 , and SO_2 ;

each G^4 is independently O or NR^3 ;

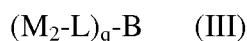
each R^2 is independently selected from a bond, C_1 - C_{12} alkyl, $-(CH_2CH_2O)_{1-10}-$, $-(CH_2CH_2O)_{1-10}-CH_2-$, optionally substituted alicyclyl, heteroalicyclyl, aryl, a peptide, and a peptidomimetic oligomer;

each R^3 is independently selected from hydrogen, C_1 - C_8 alkyl, $-(OCH_2CH_2)_{1-3}$, optionally substituted alicyclyl, and optionally substituted heteroalicyclyl;

each R_8 is independently C_1 - C_8 alkyl;

u is an integer from 1 to about 20; and,

[0006] In another aspect, the invention generally relates to a conjugate A conjugate having chemical structural Formula (III):



wherein

each M_2 is independently selected from the group consisting of a metabolite, a fluorescent compound, a chemiluminescent compound, a mass tag, a chromophore, biotin, a toxin, a drug, a chemotherapeutic agent, a cytotoxic agent, an immunosuppressive agent, a diagnostic agent, a radioligand, and a small molecule,

each B is a modified sugar alcohol polymer, comprising :

from 1 to about 2000 sugar alcohol monomer(s);

wherein each monomer has from 3 to about 14 $-OR^1$ groups;

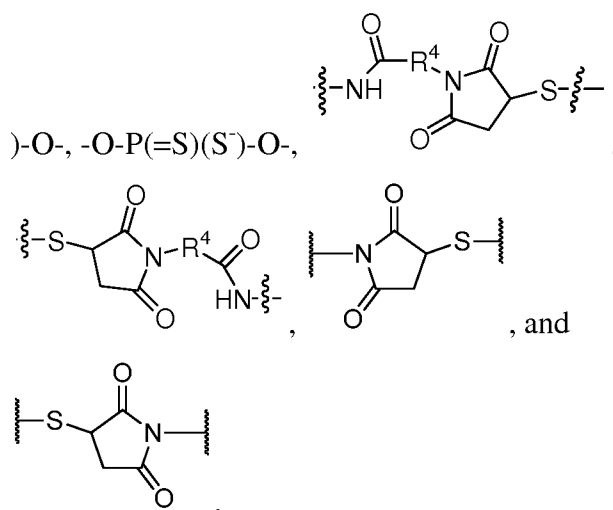
wherein R^1 is independently selected from the group consisting of hydrogen, C_1 - C_8 alkyl, benzoyl, acetyl, benzyl, C_1 - C_8 alkyl silyl, cyclic ortho ester, actinide, acetate, tetrahydropyranyl, tetrahydrofuranyl, and tetrahydrothiofuranyl;

each L is independently selected from the group consisting of:

a bond and, a structure of $-V_1-R^2-V_1-$, wherein:

V_1 and V_2 are independently selected from the group consisting of:

Diels-Alder adduct, a 1,3-dipolar adduct, $-C(=G^2)-G^1-$,
 $-G^1-C(=G^2)-$, $-G^3-$, $-G^1-C(=G^2)-G^1-$, $-S-S-$,
 $-S-(CH_2)_2-S(O)_2-$, $-S(O)_2-(CH_2)_2-S-$, $-S(O)_2-N(R^3)-$,
 $-N(R^3)-S(O)_2-$, $-C(O)-NH-NH-CH_2-$, $-C(O)-NH-N=CH-$,
 $-CH=N-NH-C(O)-$, $-CH_2-NH-NH-C(O)-$,
 $-N(R^3)-S(O)_2-N(R^3)-$, $-C(O)-NH-CH(CH_2SH)-$, $-N=CH-$,
 $-NH-CH_2-$, $-NH-C(O)-CH_2-C(O)-NH-$, $-CH=N-G^4-$,
 $-CH_2-NH-G^4-$, $-G^4-NH-CH_2-$, $-G^4-N=CH-$,
 $-C(=NH_2^+)-NH-$, $-NH-C(=NH_2^+)-$, $-O-P(=O)(O^-)-NH-$,
 $-NH-P(=O)(O^-)-O-$, $-CH_2-CH(NH_2)-CH_2-S-$,
 $-S-CH_2-CH(NH_2)-CH_2-$, $-O-P(=O)(O^-)-O-$, $-O-P(=O)(S^-$



wherein:

each G^1 is independently selected from N R^3 , O, and S;

each G^2 is independently O or S;

each G^3 is independently selected from S, O, NR^3 , and SO_2 ;

each G^4 is independently O or NR^3 ;

each R^2 is independently selected from a bond, C_1-C_{12} alkyl,

$-(CH_2CH_2O)_{1-10}-$, $-(CH_2CH_2O)_{1-10}-CH_2-$, optionally substituted alicyclyl,

heteroalicyclyl, aryl, a peptide, and a peptidomimetic oligomer;

each R^3 is independently selected from hydrogen, C_1-C_8 alkyl, $-(OCH_2CH_2)_{1-3}$, optionally substituted alicyclyl, and optionally substituted heteroalicyclyl;

each R_8 is independently C_1-C_8 alkyl;

q is an integer from 1 to about 100.

[0007] In yet another aspect, the invention generally relates a conjugate having a chemical structure selected from the group consisting of:



wherein

each M_1 is independently selected from the group consisting of a protein, an enzyme, an antibody, an antibody fragment, a polypeptide, avidin, streptavidin, an oligonucleotide, an oligonucleotide analog, a polysaccharide;

each M_2 is independently selected from the group consisting of a metabolite, a fluorescent compound, a chemiluminescent compound, a mass tag, a chromophore, biotin, a toxin, a drug, a chemotherapeutic agent, a cytotoxic agent, an immunosuppressive agent, a diagnostic agent, a radioligand, a small molecule, and another biologically active molecule;

each B is a modified sugar alcohol polymer, comprising :

from 1 to about 2000 sugar alcohol monomer(s);

wherein each monomer has from 3 to about 14 $-OR^1$ groups;

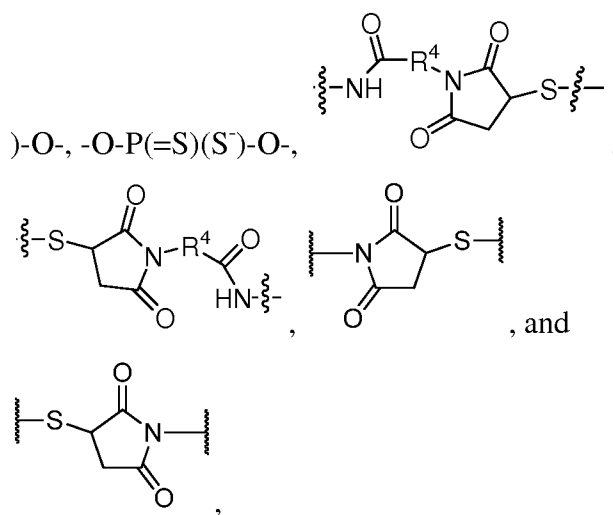
wherein R^1 is independently selected from the group consisting of hydrogen, C_1-C_8 alkyl, benzoyl, acetyl, benzyl, C_1-C_8 alkyl silyl, cyclic ortho ester, actinide, acetate, tetrahydropyranyl, tetrahydrofuranyl, and tetrahydrothiofuranyl;

each L is independently selected from the group consisting of:

a bond and, a structure of $-V_1-R^2-V_2-$, wherein:

V_1 and V_2 are independently selected from the group consisting of:

Diels-Alder adduct, a 1,3-dipolar adduct, $-C(=G^2)-G^1-$,
 $-G^1-C(=G^2)-$, $-G^3-$, $-G^1-C(=G^2)-G^1-$, $-S-S-$,
 $-S-(CH_2)_2-S(O)_2-$, $-S(O)_2-(CH_2)_2-S-$, $-S(O)_2-N(R^3)-$,
 $-N(R^3)-S(O)_2-$, $-C(O)-NH-NH-CH_2-$, $-C(O)-NH-N=CH-$,
 $-CH=N-NH-C(O)-$, $-CH_2-NH-NH-C(O)-$,
 $-N(R^3)-S(O)_2-N(R^3)-$, $-C(O)-NH-CH(CH_2SH)-$, $-N=CH-$,
 $-NH-CH_2-$, $-NH-C(O)-CH_2-C(O)-NH-$, $-CH=N-G^4-$,
 $-CH_2-NH-G^4-$, $-G^4-NH-CH_2-$, $-G^4-N=CH-$,
 $-C(=NH_2^+)-NH-$, $-NH-C(=NH_2^+)-$, $-O-P(=O)(O^-)-NH-$,
 $-NH-P(=O)(O^-)-O-$, $-CH_2-CH(NH_2)-CH_2-S-$,
 $-S-CH_2-CH(NH_2)-CH_2-$, $-O-P(=O)(O^-)-O-$, $-O-P(=O)(S^-$



wherein:

each G^1 is independently selected from NH, O, and S;

each G^2 is independently O or S;

each G^3 is independently selected from S, O, NR^3 , and SO_2 ;

each G^4 is independently O or NR^3 ;

each R^2 is independently selected from a bond, C_1 - C_{12} alkyl, $-(CH_2CH_2O)_{1-10}-$, $-(CH_2CH_2O)_{1-10}-CH_2-$, optionally substituted alicyclyl, heteroalicyclyl, aryl, a peptide, and a peptidomimetic oligomer;

each R^3 is independently selected from hydrogen, C_1 - C_8 alkyl, $-(OCH_2CH_2)_{1-3}$, optionally substituted alicyclyl, and optionally substituted heteroalicyclyl;

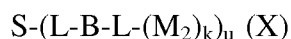
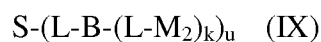
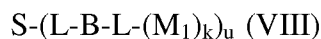
each R_8 is independently C_1 - C_8 alkyl;

u is an integer from 1 to about 100;

q is an integer from 1 to about 100; and,

k is 0 or an integer from 1 to about 20.

[0008] In yet another aspect, the invention generally relates to a conjugate having chemical selected from the group consisting of:



wherein

S comprises a solid support;

each M_1 is independently selected from the group consisting of a protein, an enzyme, an antibody, an antibody fragment, a polypeptide, avidin, streptavidin, an oligonucleotide, an oligonucleotide analog, a polysaccharide;

each M_2 is independently selected from the group consisting of a metabolite, a fluorescent compound, a chemiluminescent compound, a mass tag, a chromophore, biotin, a toxin, a drug, a chemotherapeutic agent, a cytotoxic agent, an immunosuppressive agent, a diagnostic agent, a radioligand, a small molecule, and another biologically active molecule;

each B is a modified sugar alcohol polymer, comprising :

from 1 to about 2000 sugar alcohol monomer(s);

wherein each sugar alcohol monomer has from 3 to about 14 $-OR^1$ groups;

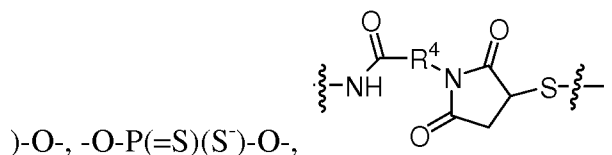
wherein R^1 is independently selected from the group consisting of hydrogen, C_1 - C_8 alkyl, benzoyl, acetyl, benzyl, C_1 - C_8 alkyl silyl, cyclic ortho ester, actinide, acetate, tetrahydropyranyl, tetrahydrofuranyl, and tetrahydrothiofuranyl;

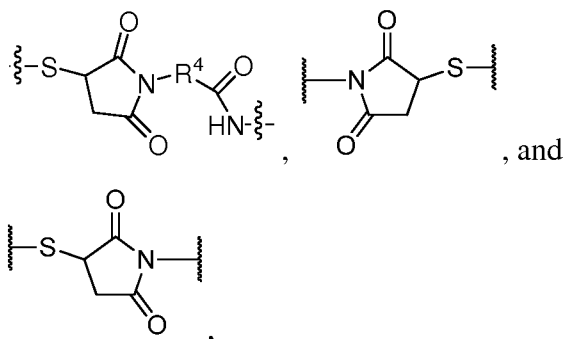
wherein each L is independently selected from the group consisting of a bond and $-V_1-R^2-V_2-$,

wherein:

V_1 and V_2 are independently selected from the group consisting of:

Diels-Alder adduct, a 1,3-dipolar adduct, $-C(=G^2)-G^1-$, $-G^1-C(=G^2)-$, $-G^3-$, $-G^1-C(=G^2)-G^1-$, $-S-S-$, $-S-(CH_2)_2-S(O)_2-$, $-S(O)_2-(CH_2)_2-S-$, $-S(O)_2-N(R^3)-$, $-N(R^3)-S(O)_2-$, $-C(O)-NH-NH-CH_2-$, $-C(O)-NH-N=CH-$, $-CH=N-NH-C(O)-$, $-CH_2-NH-NH-C(O)-$, $-N(R^3)-S(O)_2-N(R^3)-$, $-C(O)-NH-CH(CH_2SH)-$, $-N=CH-$, $-NH-CH_2-$, $-NH-C(O)-CH_2-C(O)-NH-$, $-CH=N-G^4-$, $-CH_2-NH-G^4-$, $-G^4-NH-CH_2-$, $-G^4-N=CH-$, $-C(=NH_2^+)-NH-$, $-NH-C(=NH_2^+)-$, $-O-P(=O)(O^-)-NH-$, $-NH-P(=O)(O^-)-O-$, $-CH_2-CH(NH_2)-CH_2-S-$, $-S-CH_2-CH(NH_2)-CH_2-$, $-O-P(=O)(O^-)-O-$, $-O-P(=O)(S^-$





wherein:

each G^1 is independently selected from NH, O, and S;

each G^2 is independently O or S;

each G^3 is independently selected from S, O, NR^3 , and SO_2 ;

each G^4 is independently O or NR^3 ;

each R^2 is independently selected from a bond, C_1 - C_{12} alkyl,

$-(CH_2CH_2O)_{1-10}-$, $-(CH_2CH_2O)_{1-10}-CH_2-$, optionally substituted alicyclyl, heteroalicyclyl, aryl, a peptide, and a peptidomimetic oligomer;

each R^3 is independently selected from hydrogen, C_1 - C_8 alkyl,

$-(OCH_2CH_2)_{1-3}$, optionally substituted alicyclyl, and optionally substituted heteroalicyclyl;

each R^8 is independently C_1 - C_8 alkyl;

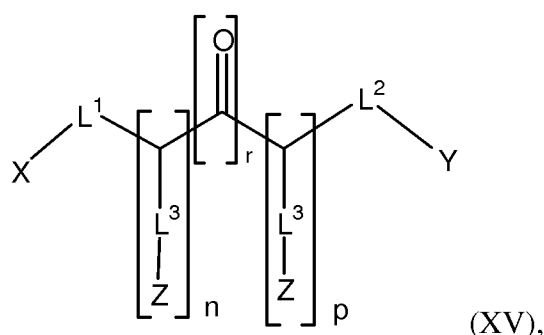
u is an integer from 1 to about 500; and,

k is 0 or an integer from 1 to about 20.

[0009] In yet in another aspect, the invention is generally relates to a compound having a linear, branched or macrocyclic multimer sugar alcohol comprising three or more monomeric sugar alcohol unit B^1 ; and

each monomeric sugar alcohol unit is bound to one or more other monomeric units through a linking group W formed by a reaction between the X, Y or Z portion of one monomeric unit with the X, Y or Z of another monomeric unit; wherein

each B^1 has the chemical structural Formula XV:



wherein for each B^1 , independently:

each of n and p is independently selected from 0 and an integer selected from 1 to about 12; and $n + p$ is between 1 and 12;

r is 0 or 1;

each of X, Y and Z is independently selected from -OH, -J, $-R^5J$, $-C(=O)-J$, $-C(=O)-CH_2-J$, $-NH-C(=O)-CH_2-J$, $-OR^5$, $-OR^6$, $-OR^7$, -O-Mesyl, -O-Tosyl, $-NH-C(=O)-CH_2-O-Mesyl$, $-NH-C(=O)-CH_2-O-Tosyl$, -SH, -S-S-tButyl, $-SR^7$, $-SR^5$, $-S-S-R^8$, $-S(=O)_2-J$, $-NH_2$, $-NHR^5$, $-N(R^5)R^5$, $-NHR^7$, -NH-Fmoc, -NH-Boc, $-C(=O)H$, $-C(=O)-R^5$, $-C(=O)OH$, $-N=C=S$, $-N=C=O$, $-C\equiv C-R^5$, $-N=N^+=N^-$, -O-NH₂, -O-NH-Fmoc, -O-NH-Boc, -O-N-(Boc)₂, -O-N(-phthalimidyl), -NH-NH₂, $-C(=O)-NH-NH_2$, $-NH-C(=O)-NH-NH_2$, $-NH-C(=S)-NH-NH_2$, -toluenesulfonylhydrazide, $-R^5-NH-C(=NH_2^+)-NH_2$, a benzophenone, an aryl diazonium, a diazoalkane, a diazoacetyl, an anthraquinone, a diazirine, an optionally substituted trifluoromethylphenyldiazirine, a diene, a dienophile, a 1,3-dipole, a dipolarophile, an alkene, a ketene, an olefin, an alkene with allylic hydrogen, a dicarbonyl group, an epoxide, an oxirane, an organosilane, a phosphonium group, an ester, an anhydride, a carbonate group, a

glyoxal, $-C(=NH^2)-O-R^5$, a hydroxymethyl phosphine derivative, an ethyl vinyl, a maleimide, a vinylsulfone, an allyl sulfone, a thioester, a cisplatin derivative, an aziridine, an acryloyl group,;

each R^5 is independently selected from hydrogen, C_1-C_8 alkyl, alicyclyl, heteroalicycyl, benzyl or aryl, wherein any ring in R^5 is optionally substituted;

each R^6 is independently selected from benzoyl, acetyl, benzyl, C_1-C_8 alkyl silyl, tetrahydropyranyl, tetrahydrofuranyl, and tetrahydrothiofuranyl;

each R^7 is independently selected from trityl, MMT, and DMT;

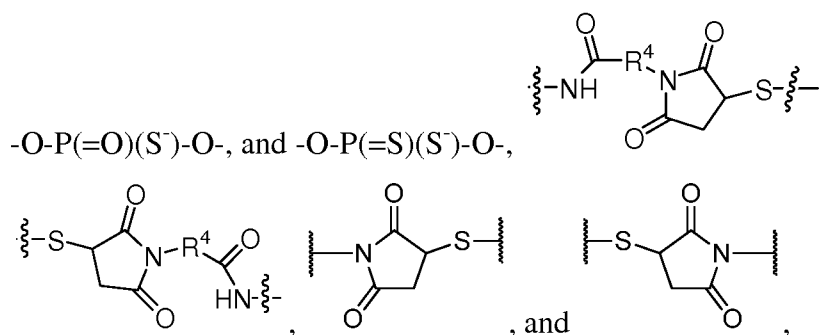
each R^8 is independently selected from 2-pyridyl, 4-pyridyl, 5-nitro-2-pyridyl, 5-nitro-4-pyridyl, 2-nitrophenyl, 4-nitrophenyl, 3-carboxy-4-nitrophenyl, and 2,4-dinitrophenyl;

each J is independently selected from Cl, Br and I

each of L^1 , L^2 , and L^3 is independently a bond or $-R^9-V-R^{2-*}$, wherein:

“*” represents a portion of L^1 , L^2 , and L^3 bound to X, Y, S, M_1 or M_2 , or a Z, respectively;

each V and W are independently selected from the group consisting of Diels-Alder adduct, a 1,3-dipolar adduct, $-C(=G^2)-G^1-$, $-G^1-C(=G^2)-$, $-G^3-$, $-G^1-C(=G^2)-G^1-$, $-S-S-$, $-S-(CH_2)_2-S(O)_2-$, $-S(O)_2-(CH_2)_2-S-$, $-S(O)_2-N(R^3)-$, $-N(R^3)-S(O)_2-$, $-C(O)-NH-NH-CH_2-$, $-C(O)-NH-N=CH-$, $-CH=N-NH-C(O)-$, $-CH_2-NH-NH-C(O)-$, $-N(R^3)-S(O)_2-N(R^3)-$, $-C(O)-NH-CH(CH_2SH)-$, $-N=CH-$, $-NH-CH_2-$, $-NH-C(O)-CH_2-C(O)-NH-$, $-CH=N-G^4-$, $-CH_2-NH-G^4-$, $-G^4-NH-CH_2-$, $-G^4-N=CH-$, $-C(=NH_2^+)-NH-$, $-NH-C(=NH_2^+)-$, $-O-P(=O)(O^-)-NH-$, $-NH-P(=O)(O^-)-O-$, $-CH_2-CH(NH_2)-CH_2-S-$, $-S-CH_2-CH(NH_2)-CH_2-$, $-O-P(=O)(O^-)-O-$,



wherein:

each G^1 is independently selected from NH, O, and S;

each G^2 is independently O or S;

each G^3 is independently selected from S, O, NR^3 , and SO_2 ;

each G^4 is independently O or NR^3 ;

each R^2 is independently selected from a bond, $\text{C}_1\text{-C}_{12}$ alkyl, $\text{-(CH}_2\text{CH}_2\text{O)}_{1-10}\text{-}$, $\text{-(CH}_2\text{CH}_2\text{O)}_{1-10}\text{-CH}_2\text{-}$, optionally substituted alicyclyl, heteroalicyclyl, aryl, a peptide, and a peptidomimetic oligomer;

each R^3 is independently selected from hydrogen, $\text{C}_1\text{-C}_8$ alkyl, $\text{-(OCH}_2\text{CH}_2\text{)}_{1-3}$, optionally substituted alicyclyl, and optionally substituted heteroalicyclyl;

each R^8 is independently $\text{C}_1\text{-C}_8$ alkyl;

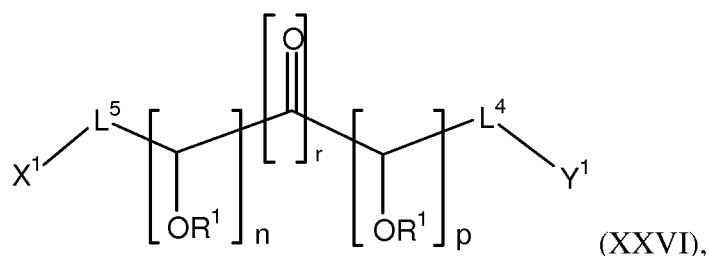
each R^9 is a bond or $\text{-CH}_2\text{-}$;

and

at least in one of the B^1 unit each $\text{-L}^3\text{-Z}$ portion is -OR^1 ; wherein each R^1 is independently selected from the group consisting of hydrogen, $\text{C}_1\text{-C}_8$ alkyl, benzoyl, acetyl, benzyl, $\text{C}_1\text{-C}_8$ alkyl silyl, cyclic ortho ester, actinide, acetate, tetrahydropyranyl, tetrahydrofuranyl, and tetrahydrothiofuranyl;

at least in one of the B^1 unit, $n + p + r$ is greater than 1..

[0010] In yet another aspect, the invention is generally relates to a monomeric sugar alcohol having the chemical structural Formula XXVI:



each of n and p is independently selected from 0 and an integer selected from 1 to about 12; and $n + p$ is between 2 and 12;

r is 0 or 1;

each of X^1 is independently selected from $-\text{OH}$, $-\text{J}$, $-\text{C}(=\text{O})-\text{CH}_2-\text{J}$, $-\text{OR}^5$, $-\text{S}-\text{S}-\text{R}^8$, $-\text{NH}-\text{C}(=\text{O})-\text{CH}_2\text{CH}_2-\text{S}-\text{S}-\text{R}^8$, $-\text{S}-\text{C}(=\text{O})-\text{CH}_3$, $-\text{C}(=\text{O})\text{H}$, $-\text{C}(=\text{O})-\text{R}^5$, $-\text{C}(=\text{O})\text{OH}$, $-\text{C}\equiv\text{C}-\text{R}^5$, $-\text{N}=\text{N}^+=\text{N}^-$, $-\text{O}-\text{NH}_2$, $-\text{O}-\text{NH}-\text{Fmoc}$, $-\text{O}-\text{NH}-\text{Boc}$, $-\text{O}-\text{N}-(\text{Boc})_2$, $-\text{O}-\text{N}(-\text{phthalimidyl})$, $-\text{C}(=\text{O})-\text{NH}-\text{NH}_2$, a phenol group, an optionally substituted trifluoromethylphenyldiazirine, a diene, a dienophile, a 1,3-dipole, a dipolarophile, an alkene, a ketene, an olefin, an alkene with allylic hydrogen, an optionally substituted *N*-hydroxysuccinimide ester, a imidoester, a maleimide, a phosphoramidite;

each of Y^4 is independently selected from $-\text{S}-\text{S}-\text{tButyl}$, $-\text{SR}^7$, $-\text{S}-\text{S}-\text{R}^8$, $-\text{NH}-\text{C}(=\text{O})-\text{CH}_2\text{CH}_2-\text{S}-\text{SR}^8$, $-\text{NHR}^7$, $-\text{NH}-\text{Fmoc}$, $-\text{NH}-\text{Boc}$, $-\text{O}-\text{NH}_2$, $-\text{O}-\text{NH}-\text{Fmoc}$, $-\text{O}-\text{NH}-\text{Boc}$, $-\text{O}-\text{N}-(\text{Boc})_2$, $-\text{O}-\text{N}(-\text{phthalimidyl})$, an optionally substituted trifluoromethylphenyldiazirine, an optionally substituted *N*-hydroxysuccinimide ester, a imidoester, a maleimide;

each R^1 is independently selected from the group consisting of hydrogen, C_1-C_8 alkyl, benzoyl, acetyl, benzyl, C_1-C_8 alkyl silyl, cyclic ortho ester, actinide, acetate, tetrahydropyranyl, tetrahydrofuranyl, and tetrahydrothiofuranyl;

each R^6 is independently selected from benzoyl, acetyl, benzyl, C_1-C_8 alkyl silyl, tetrahydropyranyl, tetrahydrofuranyl, and tetrahydrothiofuranyl;

each R^7 is independently selected from trityl, MMT, and DMT;

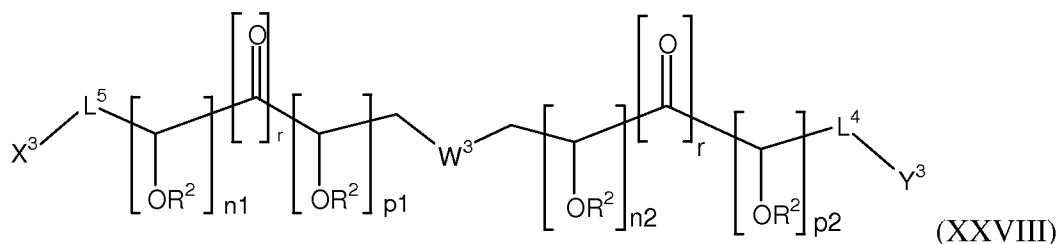
each R^8 is independently selected from 2-pyridyl, 4-pyridyl, 5-nitro-2-pyridyl, 5-nitro-4-pyridyl, 2-nitrophenyl, 4-nitrophenyl, 3-carboxy-4-nitrophenyl, and 2,4-dinitrophenyl;

each J is independently selected from Cl, Br, and I

L^4 and L^5 is independently selected from a bond, $-\text{CH}_2-$,
 $-\text{C}(=\text{O})-\text{NH}-\text{C}_{1-8 \text{ alkyl}}-$, $-\text{CH}_2-\text{NH}-\text{C}(=\text{O})-\text{C}_{1-8 \text{ alkyl}}-$, $-\text{CH}_2-$
 $\text{C}(=\text{O})-\text{NH}-\text{C}_{1-8 \text{ alkyl}}-$,

“*” represents a portion of L^4 and L^5 bound X^1 or Y^1 ;

[0011] In yet another aspect, the invention is generally relates to a dimeric sugar alcohol having the chemical structural Formula XXVIII:



each of $n1$, $n2$, $p1$, and $p2$ is independently selected from 0 and an integer selected from 1 to about 12; and $n1 + p2$ is between 1 and 12, $n2 + p2$ is between 2 and 12;

r is 0 or 1;

wherein W^3 is selected from $-\text{S}-$, $-\text{O}-$, $-\text{NH}-$, $-\text{NC}_1-\text{C}_6\text{alkyl}-$, $-\text{C}(=\text{O})\text{NH}-$, $-\text{NHC}(=\text{O})-$, $-\text{S}(=\text{O})-$, $-\text{S}(=\text{O})_2$, $-\text{P}(=\text{S})_2\text{O}-$, and $-\text{P}(=\text{S})(=\text{O})\text{O}-$.

each of X^3 is independently selected from $-\text{OH}$, $-\text{J}$, $-\text{C}(=\text{O})-\text{CH}_2-\text{J}$, $-\text{OR}^5$, $-\text{S}-\text{S}-\text{R}^8$, $-\text{NH}-\text{C}(=\text{O})-\text{CH}_2\text{CH}_2-\text{S}-\text{S}-\text{R}^8$, $-\text{S}-\text{C}(=\text{O})-\text{CH}_3$, $-\text{C}(=\text{O})\text{H}$, $-\text{C}(=\text{O})-\text{R}^5$, $-\text{C}(=\text{O})\text{OH}$, $-\text{C}\equiv\text{C}-\text{R}^5$, $-\text{N}=\text{N}^+=\text{N}^-$, $-\text{O}-\text{NH}_2$, $-\text{O}-\text{NH}-\text{Fmoc}$, $-\text{O}-\text{NH}-\text{Boc}$, $-\text{O}-\text{N}-(\text{Boc})_2$, $-\text{O}-\text{N}-(\text{phthalimidyl})$, $-\text{C}(=\text{O})-\text{NH}-\text{NH}_2$, a phenol group, an optionally substituted trifluoromethylphenyldiazirine, a diene, a dienophil, a 1,3-dipole, a dipolarophile, an alkene, a ketene, an olefin, an alkene with allylic hydrogen, an optionally substituted *N*-hydroxysuccinimide ester, a imidoester, a maleimide, a phosphoramidite;

each of Y^3 is independently selected from -S-S-tButyl, $-SR^7$, $-S-S-R^8$, $-NH-C(=O)-CH_2CH_2-S-S-R^8$, $-NHR^7$, -NH-Fmoc, -NH-Boc, $-O-NH_2$, -O-NH-Fmoc,

-O-NH-Boc, $-O-N-(Boc)_2$, $-O-N(-phthalimidyl)$, an optionally substituted trifluoromethylphenyldiazirine, an optionally substituted *N*-hydroxysuccinimide ester, a imidoester, a maleimide;

each R^6 is independently selected from benzoyl, acetyl, benzyl, C_1-C_8 alkyl silyl, tetrahydropyranyl, tetrahydrofuranyl, and tetrahydrothiofuranyl;

each R^7 is independently selected from trityl, MMT, and DMT;

each R^8 is independently selected from 2-pyridyl, 4-pyridyl, 5-nitro-2-pyridyl, 5-nitro-4-pyridyl, 2-nitrophenyl, 4-nitrophenyl, 3-carboxy-4-nitrophenyl, and 2,4-dinitrophenyl;

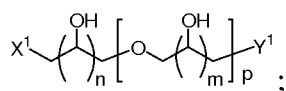
each J is independently selected from Cl, Br, and I

L^4 and L^5 is independently selected from a bond, $-CH_2-$,^{*}

$-C(=O)-NH-C_{1-8 \text{ alkyl}}-$, $-CH_2-NH-C(=O)-C_{1-8 \text{ alkyl}}-$, $-CH_2-C(=O)-NH-C_{1-8 \text{ alkyl}}-$,

“*” represents a portion of L^4 and L^5 bound X^3 or Y^3

[0012] In another aspect, the invention is generally relates to a compound having the structure



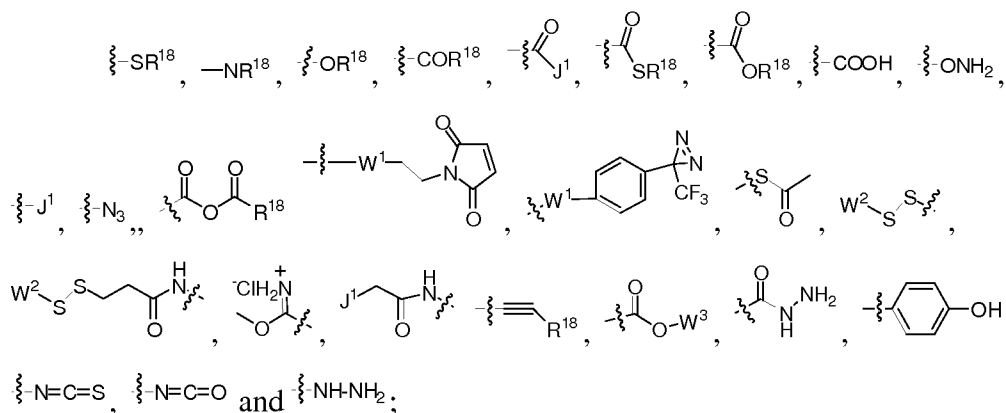
wherein

n is an integer from 2 to about 8;

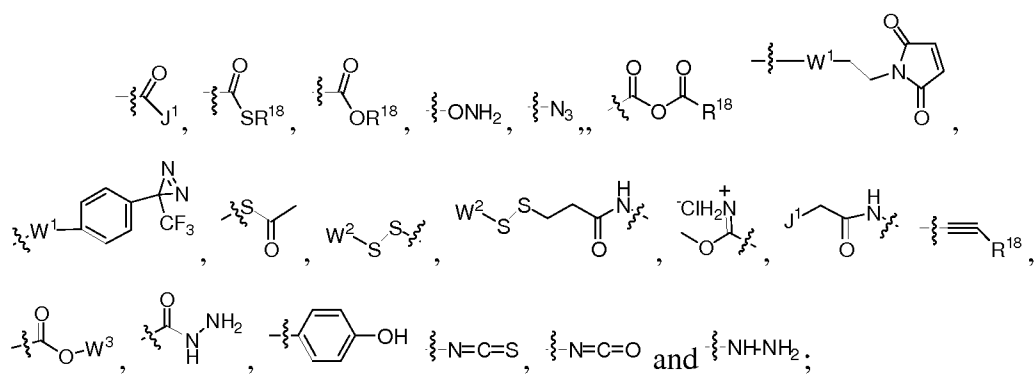
m is an integer from 1 to about 8;

p is an integer from about 1 to about 2000;

each of X^1 is selected from the group consisting of:



each Y^1 is selected from the group consisting of:

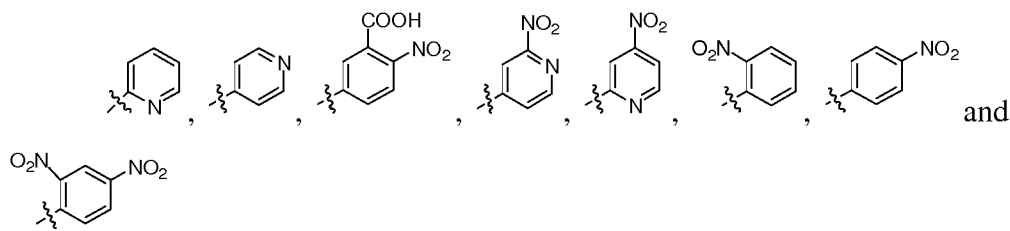


each of W¹ is selected from the group consisting of -C(=O)-NH-,
-NH-C(=O)-,

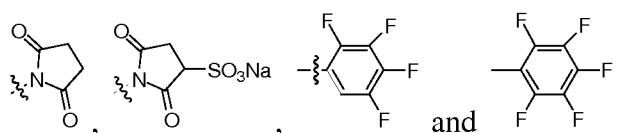
each of J^1 is selected from the group consisting of Cl, Br and I;

R¹⁸ is selected from the group consisting of hydrogen, C₁₋₈ alkyl, alicyclyl, heteroalicycyl, benzyl or aryl, wherein any ring in R¹⁸ is optionally substituted

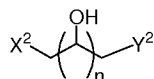
each of W^2 is independently selected from the group consisting of



Each of W^3 is independently selected from the group consisting of



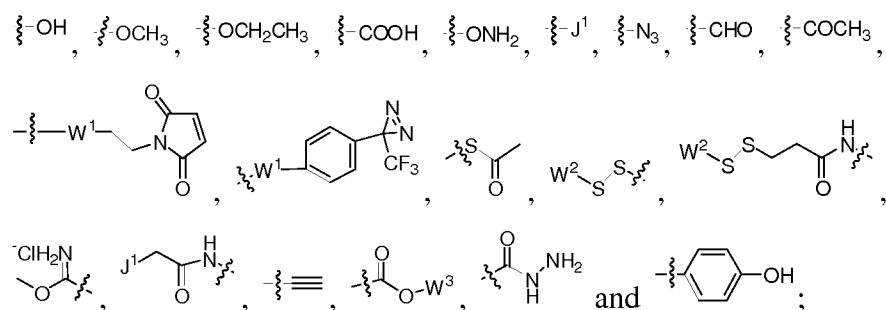
[0013] In one aspect, the invention is generally relates to a sugar alcohol-derived compound having the structure.



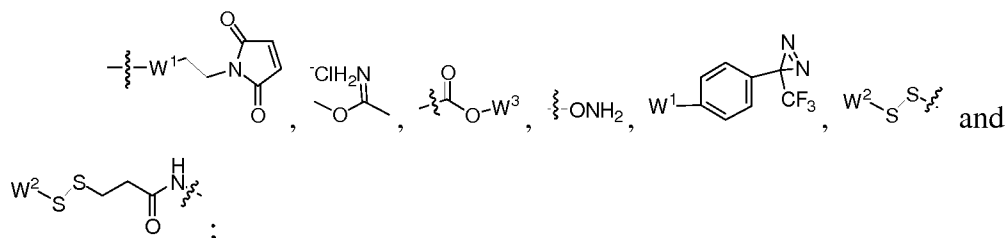
wherein

n is an integer selected from about 2 to about 8;

X^1 is a chemical- or photocrosslinking group selected from the groups consisting of:



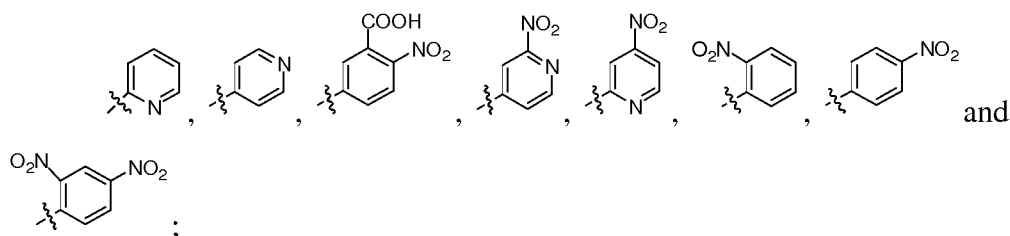
Y^1 is a chemical- or photocrosslinking group selected from the group consisting of:



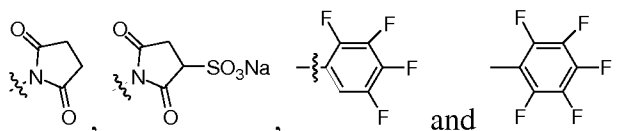
W^1 is an independent linker selected from the group consisting of $-C(=O)-NH-$, and, $-NH-C(=O)-$;

Each of J^1 is independently selected from Cl, Br and I;

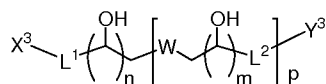
Each of W^2 is independently selected from the group consisting of



Each of W^3 is independently selected from the group consisting of



[0014] In yet another aspect, the invention is generally relates to a compound having the structure.



wherein

n is an integer selected from 2 to about 8;

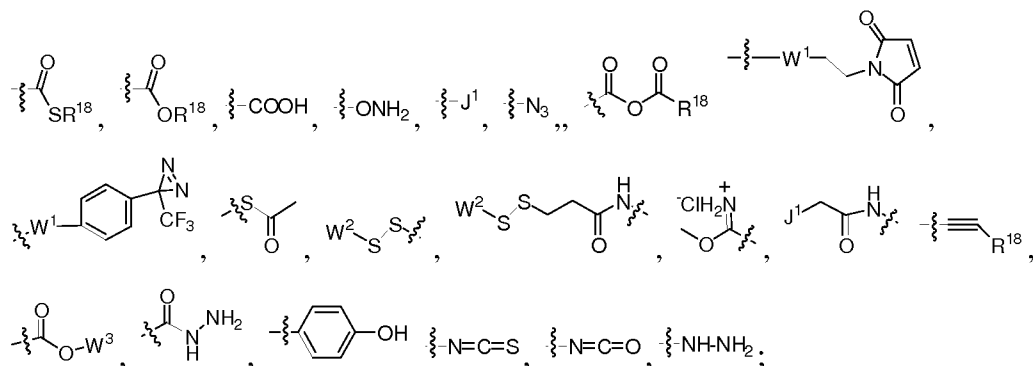
m is an integer selected from 1 to about 8;

p is an integer selected from 2 to about 2000;

wherein each W is independently selected from -S-, -NH-, -O-, -NC₁-C₆alkyl-, -C(=O)NH-, -NHC(=O)-, -S(=O)-, -S(=O)₂-, -P(=O)₂O-, -P(=S)₂O-, -C(=O)O- and -P(=S)(=O)O-.

each of X^3 and Y^3 is independently a chemical- or photocrosslinking

group selected from the group consisting of --SR^{18} , --NR^{18} , --OR^{18} , --COR^{18} , --C(=O)J^{18} ,



a diene, a dienophil, a 1,3-dipole, a dipolarophile, an alkene, a ketene, an olefin, an alkene with allylic hydrogen, a benzophenone, an aryl diazonium, a vinylsulfone and an allyl sulfone;

L^1 and L^2 is independently selected from a bond, $-\text{CH}_2-$,

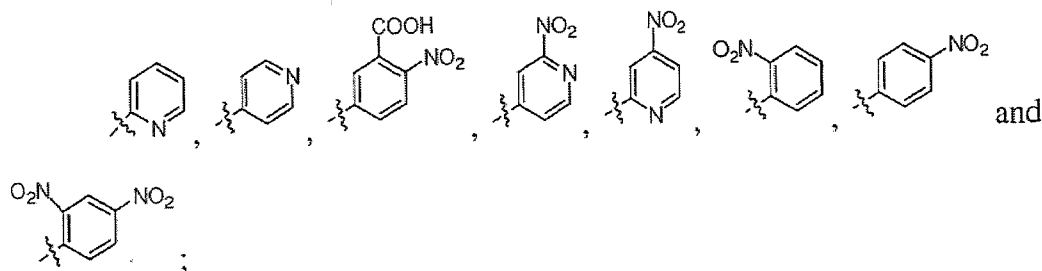
“*” represents a portion of L^1 and L^2 bound X^3 or Y^3 ;

R^{18} is hydrogen, C_{1-8} alkyl; alicyclyl, heteroalicyclyl, benzyl or aryl, wherein any ring in R^{18} is optionally substituted.

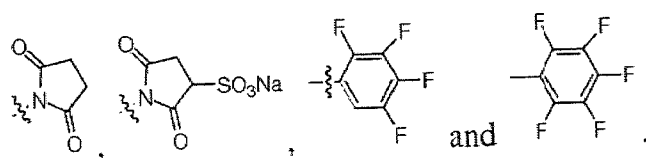
each of W^1 is an independent linker selected from the group consisting of
 $-C(=O)-NH-$, $-NH-C(=O)-$,

each of J^1 is independently selected from Cl, Br and I;

each of W^2 is independently selected from the group consisting of



each of W^3 is independently selected from the group consisting of



[0015] Additionally, the present invention provides methods for synthesizing SA crosslinking reagents and SA macromolecules.

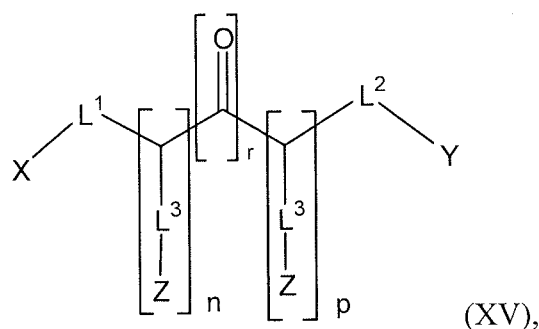
[0015a] A definition of the specific embodiment of the invention claimed herein follows.

[0015b] In a broad format, the invention provides compound having a linear multimer sugar alcohol comprising three or more monomeric sugar alcohol units B^1 , where

each monomeric sugar alcohol unit is bound to one or more other monomeric units through a linking group W formed by a reaction between the X, Y or Z portion of one monomeric unit with the X, Y or Z of another monomeric unit;

wherein

each B^1 has the chemical structural Formula XV:



wherein for each B^1 , independently:

each of n and p is independently selected from 0 and an integer selected from 1 to about 12; and

$n + p$ is between 1 and 12;

r is 0 or 1;

each of X and Y is independently selected from

-OH, J, -C(=O)-J, -C(=O)-CH₂-J, -NH-C(=O)-CH₂-J, -OR⁵, -OR⁶, -O-Mesyl,

-O-Tosyl, NH-C(=O)-CH₂-O-Mesyl,

-NH-C(=O)-CH₂-O-Tosyl, -SH, -S-S-tButyl, -SR⁵, -NHR⁵, -NHR⁷, -NH-Fmoc,

-NH-Boc, -C(=O)H, -C(=O)OH, -N=C=S, -N=C=O, -N=N+=N-, -O-NH₂,

-O-NH-Fmoc, -O-NH-Boc, -O-N-(Boc)₂, -O-N(-phthalimidyl), -NH-NH₂,

-C(=O)-NH-NH₂, -NH-C(=S)-NH-NH₂, -toluenesulfonylhydrazide, a benzophenone, an aryl diazonium, a diazoalkane, a diazoacetyl, a diazirine, a diene, an alkene, a ketene, an alkene with allylic hydrogen, an epoxide, and an oxirane;

R⁵ is C₁-C₈ alkyl;

R⁶ is benzyl;

R⁷ is independently selected from the group consisting of trityl, MMT, and DMT;

each J is independently selected from the group consisting of Cl, Br and I;

each of L¹ and L² is R²;

each W is independently selected from O, NH or a linking group formed by X and Y;

each R² is independently selected from -CH₂ or a bond;

each -L³-Z is -OR¹, wherein each R¹ is independently selected from the group consisting of hydrogen, C₁-C₈ alkyl, benzoyl, acetyl, benzyl, C₁-C₈ alkyl silyl, cyclic ortho ester, acetate, tetrahydropyranyl, tetrahydrofuranyl, and tetrahydrothiofuranyl; and

at least in one of the B^1 units, $n + p + r$ is greater than 1.

[0016] The foregoing aspects and embodiments of the invention may be more fully understood by referencing the following figures, detailed description, and claims.

BRIEF DESCRIPTION OF THE FIGURES

[0017] **FIG. 1** illustrates the chemical structures, MWs, and LogP values of sugar alcohol-based linkers and polyethylene glycol-based linkers.

[0018] **FIG. 2** illustrates the general methods for synthesizing monofunctional, homobifunctional, and heterobifunctional SA crosslinking reagents.

[0019] **FIG. 3** illustrates the general methods for synthesizing monofunctional, homobifunctional, and heterobifunctional SA crosslinking reagents with extra linkers.

[0020] **FIG. 4** illustrates examples of useful crosslinking reagents.

[0021] **FIG. 5** illustrates examples of useful SA reagents for solid phase peptide and oligo synthesis.

[Text continues on page 21.]

[0022] **FIG. 6** illustrates methods of synthesizing di-, tetra-, and higher MW SA molecules.

[0023] **FIG. 7** illustrates the MW of linear SA macromolecules based on D-mannitol.

[0024] **FIG. 8** illustrates the general methods for incorporating crosslinking groups at the side chain of SA macromolecules.

[0025] **FIG. 9** illustrates examples of two linear SA macromolecules synthesized by solid phase.

[0026] **FIG. 10** illustrates examples of a few different configurations of hyper branched SA macromolecules.

[0027] **FIG. 11** illustrates examples of SA macromolecules based on D-mannitol.

[0028] **FIG. 12** illustrates a general method of synthesizing branched SA macromolecules.

DEFINITIONS

[0029] The term “conjugation” or “bioconjugation”, as used herein, refers to a chemical process that links two or more molecules together to create new molecules. One of the molecules is preferably a biomolecule. Thus, “bioconjugation” or “conjugation” refers to any chemical process that involves changing a molecule's properties through covalent modification, labeling, conjugation, or immobilization. Conjugation reactions include, for example, amide bond formation through pre-activated carboxylate, such as NHS ester formation with amine; thioether formation through the reaction of sulfhydryl with maleimide or alkyl halide; hydrazone formation through the reaction of hydrazine with ketone or aldehyde; oxime formation through the reaction of aminoxy with ketone or aldehyde; semicarbazone formation through the reaction of semicarbazide with ketone or aldehyde; and reductive amination to conjugate aldehydes and amines. Other less common conjugation reactions include click chemistry (Cu(I)-promoted azide-alkyne [3+2] cycloaddition), the Diels–Alder reaction, and photochemical reactions involving azide.

[0030] The term “conjugate”, as used herein, refers to a product produced by a “conjugation” reaction of two or more molecules. Examples of molecules that can be

conjugated include small molecules, antibodies and their fragments, proteins (soluble and membrane proteins), enzymes, nucleic acids and their analogs, peptides and peptidomimetics, fluorescent compounds, chemiluminescent compounds, radioactive compounds, isotopic containing compounds, biotin and avidin/streptavidin, toxins, drugs, solid support media, and other biologically active molecules. Examples of conjugates include antibody-drug conjugates, protein-drug conjugates, peptide-drug conjugates, oligo-drug conjugates, peptide-oligo conjugates, protein-oligo conjugates, antibody-enzyme conjugates, antibody-protein conjugates, protein-protein conjugates, protein-peptide conjugates, protein-oligo conjugates, fluorescent compounds, immobilized proteins, immobilized peptides, immobilized enzymes, and immobilized oligos.

[0031] The term “sugar alcohol” (SA) or “sugar alcohols” (SAs), as used herein, refers to a sugar alcohol or keto sugar that has a general formula of $\text{OH-CH}_2\text{-(CHOH)}_n\text{-(C(O))}_r\text{-(CHOH)}_p\text{-CH}_2\text{-OH}$, wherein r is 0 or 1, n and p ranges from 0 to approximately 12 with the combined value of n and p being greater than 1. When n is 0, SA refers to the hydrogenated form of carbohydrate whose carbonyl group (aldehyde or ketone) has been reduced to a primary or secondary OH group. In some cases, SA refers to polyol, polyhydric alcohol, or polyalcohol. A sugar alcohol has the general formula $\text{HO-CH}_2\text{-(CHOH)}_n\text{-CH}_2\text{-OH}$. Examples of natural sugar alcohols are glycol (2-carbon), glycerol (3-carbon), erythritol (4-carbon), threitol (4-carbon), arabitol (5-carbon), xylitol (5-carbon), ribitol (5-carbon), mannitol (6-carbon), sorbitol (6-carbon), dulcitol (6-carbon), and iditol (6-carbon). Sugar alcohols can also be synthetic. When r is 1, sugar alcohol refers to a keto sugar or ketose. Examples of natural ketoses are dihydroxyacetone (3-carbon), erythrulose (4-carbon), ribulose (5-carbon), xylulose (5-carbon), fructose (6-carbon), psicose (6-carbon), sorbose (6-carbon), tagatose (6-carbon), sedoheptulose (7-carbon).

[0032] The term “sugar alcohol unit” (SA unit) or “sugar alcohol units” (SA units), as used herein, refers to an “unmodified” or “modified” mono sugar alcohol. An “unmodified” SA unit has the general formula $\text{-CH}_2\text{-(CHOH)}_n\text{-(C(O))}_r\text{-(CHOH)}_p\text{-CH}_2\text{-}$ wherein r is 0 or 1, n and p ranges from 0 to approximately 12 with the combined value of n and p being greater than 1. A “modified” SA unit refers to a SA unit in which one or

more of its OH groups has been chemically modified by substitution with another functional group. A “modified” SA unit also refers to a SA unit in which one or both of its $-CH_2OH$ groups has been oxidized and then further modified with other functional groups. A “modified” SA unit also refers to a SA unit wherein the hydrogen atom at one or more of the OH groups has been replaced by a chemical protecting group, leaving group, or other functional group. Examples of OH protecting groups include C_1 - C_8 alkyl, benzoyl, acetyl, benzyl, C_1 - C_6 alkyl silyl, tetrahydropyranyl, tetrahydrofuranyl, and tetrahydrothiofuranyl.

[0033] The term “monomer” refers to a molecule that can bind chemically to other molecules to form a polymer. The term “monomeric” as used herein refers to an “unmodified” or “modified” mono sugar alcohol.

[0034] The term “dimeric”, as used herein, refers to a chemical entity consisting of two monomeric sugar alcohols chemically binding to each other.

[0035] The term “trimeric”, as used herein, refers to a chemical entity consisting of three of the monomeric sugar alcohols.

[0036] The term “tetrameric”, as used herein, refers to a chemical entity consisting of four of the monomeric sugar alcohols.

[0037] The term “biocompatible”, as used herein, refers to the possession of a property by a compound that makes it biologically compatible, *e.g.*, by not producing a toxic, injurious, or immunological response in living cells, tissues, or a living system. The term “biocompatibility” as used herein refers to the ability of a biomaterial to initiate an appropriate host response in a specific application. In another sense, the term “biocompatibility” means the quality of not having toxic or injurious effects on biological systems. In the case of a medical therapy, “biocompatibility” refers to the ability of a biomaterial to perform its desired function without eliciting any undesired local or systemic effects in the recipient or beneficiary of that therapy, as it generates the most appropriate beneficial cellular or tissue response in that specific situation and optimizes the clinically relevant performance of that therapy.

[0038] The term “biodegradable”, as used herein, refers to the possession of a property by a compound that allows it to decompose through one or more *in vivo* biological

processes, such as via a metabolic pathway. As used herein, “biodegradable” compounds are those that, when taken up by cells, can be broken down by the lysosome pathway or other biochemical machinery or by hydrolysis into components that the cells can either reuse or dispose of without significant toxic effects on the cells.

[0039] The terms “crosslink”, “crosslinking”, “crosslinked”, and grammatical derivatives thereof, refer to the covalent bonding or bonds between molecules or between molecules and solid supports.

[0040] The terms “crosslinking group”, “functional group”, “activated group”, and “chemically reactive group”, as used herein, refer to distinct, definable portions or units of a molecule that react readily with electrophilic or nucleophilic groups on other molecules to form a new molecule through covalent bonding. Crosslinking groups include, for example, OH, protected OH, carboxylic acid, protected carboxylic groups, amines, protected amines, thiols, protected thiols, disulfides, alkyl groups, benzophenones, anthraquinones, diazo groups, azido groups, acyl azides, alkynes, diazonium groups, diazirenes, dienes, dienophils, 1,3-dipoles, dipolarophiles, alkenes, ketenes, olefins, alkenes with allylic hydrogen, dicarbonyl groups, epoxides, oxiranes, organosilanes, isothiocyanate, isocyanate, phosphonium groups, tosylates, mesylates, acyl azides, esters (*e.g.*, *N*-hydroxysuccinimidyl ester and 1-benzotriazolyl esters), sulfonyl chlorides, anhydrides, tetrahydropyranyl groups, tetrahydrofuranyl groups, tetrahydrothiofuranyl groups, carbonate groups (*e.g.*, *N*-hydroxysuccinimidyl carbonates and 1-benzotriazolyl carbonates), aldehydes, ketones, aryl ketones, glyoxals, imidoesters, anhydrides, fluorophenyl esters, hydroxymethyl phosphine derivatives, haloacetyl groups, ethyl vinyls, aryl halides, trityl halides, alkyl halides, acyl halides, silyl halides, maleimides, vinylsulfones, thioesters, cisplatin derivatives, fluorobenzene derivatives, aziridines, acryloyl groups, aminoxy, protected aminoxy, semicarbazide, thiosemicarbazide, hydrazine, guanidiny, phosphoramidites, and sugar groups. An extensive description of such groups of typical art can be found in the following reference: Greg T. Hermanson "Bioconjugate Techniques", **2008** Elsevier, Inc.

[0041] The term “crosslinking reagent”, as used herein, refers to a molecule that includes a crosslinking group and is capable of crosslinking with another molecule.

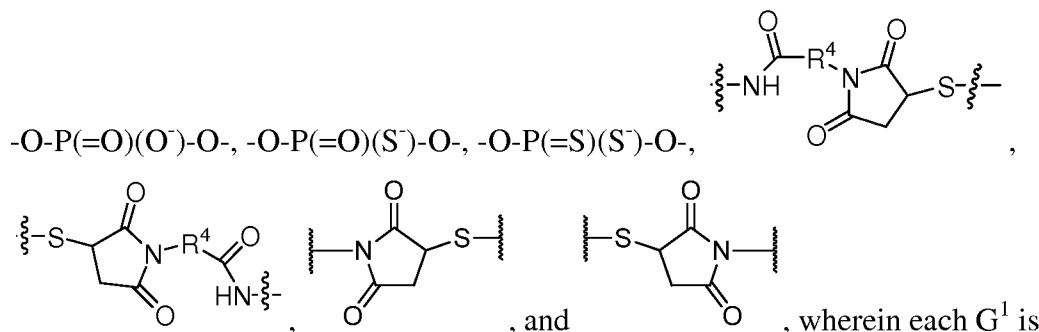
[0042] The term “leaving group”, as used herein, refers to a chemical moiety that can be substituted with another chemical moiety. Examples of leaving groups include halides (*e.g.*, chloride, bromide, iodide), methanesulfonyl (mesyl), *p*-toluenesulfonyl (tosyl), trifluoromethyl sulfonyl (triflate), and trifluoromethylsulfonate. An extensive description of leaving groups of typical art can be found in: Jerry March, *Advanced Organic Chemistry: Reactions, Mechanisms, and Structure*, 4th Ed., John Wiley and Sons, New York, **1992**, 352–357.

[0043] The term “protecting group” (PG), as used herein, refers to a molecular group or chemical moiety that blocks a functional group from reacting during other chemical operations/transformations. A protecting group is inert to these chemical operations/transformations but can be removed or cleaved by specific chemical, enzymatic, or photochemical means in such a way that it liberates the original functional group for further reaction. A wide variety of protecting groups are available and known in the art. An extensive description of protecting groups of typical art can be found in: Theodora W. Green and Peter G. M. Wuts, *Protective Groups in Organic Synthesis*, 2nd ed., Wiley-Interscience, New York, **1991**.

[0044] The term “OH protecting group”, as used herein, refers to a molecular group or chemical moiety that blocks an OH group from reacting during other chemical operations/transformations. Examples of chemical moieties include, but are not limited to, alkyl, aryl, benzoyl, acetyl, benzyl, alkyl silyl, tetrahydropyranyl, tetrahydrofuranyl, and tetrahydrothiofuranyl.

[0045] The terms “linker” or “linkage” or “linking group”, as used herein, refer to groups or bonds that are normally formed as the result of a chemical reaction and typically with covalent bond(s). A linker may contain an extra spacer(s), such as ethylene glycol, methylene, a peptide, or a peptidomimetic oligomer. Linkers include, for example, substituted or un-substituted heteroalicyclic C₁-C₁₂ alkyl, -(CH₂CH₂O)₁₋₁₀-, -(CH₂CH₂O)₁₋₁₀-CH₂-, substituted or un-substituted alicyclic, heteroalicyclic, aryl, peptides, and peptidomimetic oligomers. The linkers may include linking groups, such as acyl-based linking groups (*e.g.*, -C(O)-NH- and -OC(O)NH-). Exemplary linking groups include, but are not limited to, each V and W independently selected from a Diels-Alder

adduct, a 1,3-dipolar dduct, $-C(=G^2)-G^1-$, $-G^1-C(=G^2)-$, $-G^3-$, $-G^1-C(=G^2)-G^1-$, $-S-S-$, $-S-(CH_2)_2-S(O)_2-$, $-S(O)_2-(CH_2)_2-S-$, $-S(O)_2-N(R^3)-$, $-N(R^3)-S(O)_2-$, $-C(O)-NH-NH-CH_2-$, $-C(O)-NH-N=CH-$, $-CH=N-NH-C(O)-$, $-CH_2-NH-NH-C(O)-$, $-N(R^3)-S(O)_2-N(R^3)-$, $-C(O)-NH-CH(CH_2SH)-$, $-N=CH-$, $-NH-CH_2-$, $-NH-C(O)-CH_2-C(O)-NH-$, $-CH=N-G^4-$, $-CH_2-NH-G^4-$, $-G^4-NH-CH_2-$, $-G^4-N=CH-$, $-C(=NH_2^+)-NH-$, $-NH-C(=NH_2^+)-$, $-O-P(=O)(O^-)-NH-$, $-NH-P(=O)(O^-)-O-$, $-CH_2-CH(NH_2)-CH_2-S-$, $-S-CH_2-CH(NH_2)-CH_2-$,



independently selected from $N R^3$, O , and S ; each G^2 is independently O or S ; each G^3 is independently selected from S , O , NR^3 , and SO_2 ; each G^4 is independently O or NR^3 ; each R^3 is independently selected from hydrogen, C_1-C_8 alkyl, $-(OCH_2CH_2)_{1-3}$, optionally substituted alicyclyl, and optionally substituted heteroalicyclyl; each R^8 is independently C_1-C_8 alkyl;

[0046] The term “alkyl”, as used herein, refers to a branched, unbranched, or cyclic hydrocarbon having, for example, from 1 to 20 carbon atoms, and often 1 to about 12, 1 to 6, or 1 to 4 carbon atoms. Examples include, but are not limited to, methyl, ethyl, 1-propyl, 2-propyl, 1-butyl, 2-methyl-1-propyl, 2-butyl, 2-methyl-2-propyl (t-butyl), 1-pentyl, 2-pentyl, 3-pentyl, 2-methyl-2-butyl, 3-methyl-2-butyl, 3-methyl-1-butyl, 2-methyl-1-butyl, 1-hexyl, 2-hexyl, 3-hexyl, 2-methyl-2-pentyl, 3-methyl-2-pentyl, 4-methyl-2-pentyl, 3-methyl-3-pentyl, 2-methyl-3-pentyl, 2,3-dimethyl-2-butyl, 3,3-dimethyl-2-butyl, hexyl, octyl, decyl, dodecyl, and the like. The alkyl can be unsubstituted or substituted. The alkyl can also be optionally partially or fully unsaturated. As such, the recitation of an alkyl group includes both alkenyl and alkynyl groups.

[0047] The term “SA molecule”, as used herein, refers to a molecule that includes an SA unit. SA molecule refers to any of the SA crosslinking reagents, SA macromolecules, linear SA macromolecules, branched SA macromolecules, and hyperbranched SA macromolecules.

[0048] The term “SA macromolecule” as used herein refers to a high molecular weight compound derivatized from the sugar alcohol. Typically, an SA macromolecule is at least two SA units long. The preferred size of an SA macromolecule ranges from approximately 1000 Da to approximately 120,000 Da.

[0049] The term “branching”, as used herein, refers to the replacement of a substituent, for example a hydrogen atom on a sugar alcohol, by another covalently bonded chain of a sugar alcohol, or by a chain of another type.

[0050] The terms “macrocycle” or “macrocyclic”, as used herein, refer to a cyclic macromolecule or a macromolecular cyclic portion of a molecule. Typically, a macrocycle includes a 7- or greater membered ring.

[0051] The terms “peptide” or “polypeptide”, as used herein, refer to a polymer of amino acid residues linked together by a peptide bond. Typically, a peptide is at least two amino acids long. A peptide bond is commonly known in biochemistry as an amide linkage between the carboxyl group of one amino acid and the amino group of another amino acid. The preferred size of peptides ranges from about 2 to about 40 amino acids. The term peptide may also apply to amino acid polymers in which one or more amino acid residues are artificial chemical analogs of a corresponding naturally occurring amino acid. An amino acid polymer in which one or more amino acid residues is an “unnatural” amino acid not corresponding to any naturally occurring amino acid is also encompassed by the term “peptide”.

[0052] The term “protein”, as used herein, refers to a polymer of amino acid residues linked together by a peptide bond. The term is meant to include proteins and polypeptides of any size, structure, or function. However, a protein is typically at least 10 amino acids long. A protein may be naturally occurring, recombinant, synthetic, or any combination of these. A protein may also be a fragment of a naturally occurring protein. A protein may be a single molecule or it may be a multi-molecular complex. The term protein may

also apply to amino acid polymers in which one or more amino acid residues are artificial chemical analogs of a corresponding naturally occurring amino acid. An amino acid polymer in which one or more amino acid residues is an “unnatural” amino acid not corresponding to any naturally occurring amino acid is also encompassed by the use of the term “protein”.

[0053] The term “protein fragment”, as used herein, refers to a peptide that is a portion of another protein. For example, protein fragments may be polypeptides obtained by digesting a full-length protein. A protein fragment typically comprises at least two amino acids.

[0054] The term “therapeutic agent”, as used herein, refers to a compound, or a molecule that is useful in the treatment of a disease. Therapeutic agents include, for example, antibody fragments, drugs, toxins, nucleases, hormones, immunomodulators, pro-apoptotic agents, anti-angiogenic agents, boron compounds, photoactive agents, dyes and radioisotopes, proteins, and constructs that include proteins, oligonucleotides, oligonucleotide analogs, polysaccharides, metabolites, enzymes, polypeptides, and toxins. Therapeutic agents include prodrugs of bioactive agents and constructs.

[0055] The term “therapeutic moiety”, as used herein, refers to a functional moiety that is derived from a “therapeutic agent”.

[0056] The term “diagnostic agent”, as used herein, refers to a compound, or a molecule that alone or in combination with another agent is able to be used for revealing, pinpointing, and defining the localization of a pathological process. Diagnostic agents include, for example, radioactive substances, fluorescent dyes, chemiluminescent compounds, mass tags, chromophores, biotin, toxins, proteins, enzymes, antibodies, antibody fragments, polypeptides, avidin, streptavidin, oligonucleotides, oligonucleotide analogs, polysaccharides, metabolites, drugs, chemotherapeutic agents, cytotoxic agents, immunosuppressive agents, and radioligands.

[0057] The term “diagnostic moiety”, as used herein, refers to a functional moiety that is derived from a “diagnostic agent”.

[0058] The term “a biologically functional moiety”, as used herein, refers to a moiety that can elicit some kind of biological function or interact with biological systems to elicit

some kind of biological function. "Biologically functional moiety" also refers to a moiety that can aid in detecting or diagnosing some biological function. Examples of biologically functional moieties include therapeutic moieties and diagnostic moieties.

[0059] The term "antibody", as used herein, refers to a full-length immunoglobulin molecule or an immunologically active portion of an immunoglobulin molecule, such as an antibody fragment. "Antibody" is used in the broadest sense and includes monoclonal antibodies, polyclonal antibodies, multispecific antibodies (*e.g.*, bispecific antibodies), and antibody fragments. The immunoglobulin disclosed herein can be of any type, for example, IgM, IgD, IgG, IgE, IgA, or any subclass of immunoglobulin, such as IgG1, IgG2a, IgG2b, IgG3, IgA1, and IgA2. Antibodies may be murine, human, humanized, chimeric, rabbit, chicken, or derived from other species.

[0060] The term "antibody fragment", as used herein, refers to a portion of an antibody, such as F(ab')₂, Fab', Fab, Fv, sFv, diabodies, linear antibodies, fragments produced by a Fab expression library, anti-idiotypic (anti-Id) antibodies, the complementarity determining region (CDR), the extracellular domain (EDC), and epitope-binding fragments of any of the above that immunospecifically bind to cancer cell antigens, viral antigens or microbial antigens, single-chain antibody molecules, and multispecific antibodies formed from antibody fragments. Regardless of structure, an antibody fragment binds with the same antigen that is recognized by the full-length antibody. The term "antibody fragment" also includes isolated fragments consisting of the variable regions of antibodies, such as the "Fv" fragments consisting of the variable regions of the heavy and light chains and recombinant single chain polypeptide molecules in which light and heavy variable regions are connected by a peptide linker (scFv proteins).

[0061] The terms "nucleic acid", "oligonucleotide", "oligo", or "polynucleotide", as used herein, refer to a polymer of nucleotides. The polymer may include, without limitation, natural nucleosides (*i.e.*, adenosine, thymidine, guanosine, cytidine, uridine, deoxyadenosine, deoxythymidine, deoxyguanosine, and deoxycytidine), nucleoside analogs (*e.g.*, 2-aminoadenosine, 2-thiothymidine, inosine, pyrrolo-pyrimidine, 3-methyladenosine, 5-methylcytidine, C5-bromouridine, C5-fluorouridine, C5-iodouridine, C5-propynyl-uridine, C5-propynyl-cytidine, C5-methylcytidine, 7-deazaadenosine, 7-

deazaguanosine, 8-oxoadenosine, 8-oxoguanosine, O(6)-methylguanine, and 2-thiocytidine), chemically modified bases, biologically modified bases (*e.g.*, methylated bases), intercalated bases, modified sugars (*e.g.*, 2'-fluororibose, ribose, 2'-deoxyribose, arabinose, and hexose), or modified phosphate groups (*e.g.*, phosphorothioates and 5'-N-phosphoramidite linkages). Nucleic acids and oligonucleotides may also include other polymers of bases having a modified backbone, such as a locked nucleic acid (LNA), a peptide nucleic acid (PNA), or a threose nucleic acid (TNA).

[0062] The term “small interfering RNA” or “siRNA”, as used herein, refers to small inhibitory double-stranded RNA molecules that induce the RNA interference (RNAi) pathway. siRNA generally have from about 18 to about 30 base pairs and exhibit varying degrees of complementarity to their target mRNA in the antisense strand. Some, but not all, siRNA have unpaired overhanging bases on the 5' or 3' end of the sense strand and/or antisense strand. The term “siRNA” includes duplexes of two separate strands, as well as single strands that can form hairpin structures comprising a duplex region.

[0063] The term “polyglycerol”, as used herein, refers to a polymerized glycerol. Glycerol has the structure $\text{OH-CH}_2\text{-CH(OH)-CH}_2\text{-OH}$. A polyglycerol contains two or more glycerol units. Polyglycerol is prepared by general polymerization of glycerol at a higher temperature or under basic conditions.

[0064] The term “hydrophobic moiety”, as used herein, refers to a nonpolar molecule or group that has little affinity for water. A hydrophobic molecule or portion of a molecule is one that has a tendency to cluster together with other hydrophobic groups in an aqueous environment because they are unable to disrupt the network of strong hydrogen bonds in the water around them. Examples of hydrophobic moieties include alkanes, aromatic groups, cholesterol, lipids, phospholipids, and fatty acids.

[0065] The term “aliphatic group”, as used herein, refers to acyclic or cyclic, non-aromatic compounds. Examples of aliphatic groups include, but are not limited to, linear or branched alkyl chains, fatty acid chains (*e.g.*, oleic acid), and long chain alkyl thiols (*e.g.*, hexanethiol).

[0066] The term “solid support”, as used herein, refers to a support that is conventionally used in organic chemistry, for example in oligo and peptide synthesis. The term “solid

support”, as used herein, also refers to a support that has been used in biochemistry and biology, for example, for biopolymer immobilization and purification. Examples of a solid support includes polystyrene supports, polyamide supports, polyethylene glycol supports, polyacrylic supports, composite supports and polymers thereof, such as polyacrylic/beta-alanine copolymer supports, polyacrylamide/polystyrene copolymer supports, polyacrylamide/polyethylene glycol copolymer supports, polyethyleneglyco/polystyrene copolymer supports, controlled pore glass, agarose, dextran gel, and polysaccharide based polymers. In some cases, the term “solid support” also refers to a particle that has been used in biological assays, for example, or a polymeric microsphere. Examples of such support include a latex microsphere, a polymeric particle consisting of polystyrene or copolymers of styrene, poly(methyl methacrylate), polyvinyltoluene, poly(2-hydroxyethyl methacrylate) and the copolymer, poly(ethylene glycol dimethacrylate/2-hydroxyethylmetacrylate), and poly(lactic-co-polycolic acid). “Solid support” can also include inorganic constructs, metals and semiconductors, super paramagnetic composites, biodegradable constructs, and synthetic dendrimers and dendrons, such as a quantum dot, a dye-coded particle, and a magnetic-coded particle.

[0067] The term “MW”, as used herein refers to molecular weight.

[0068] The term “small molecule”, as used herein refers to a low molecular weight organic compound that is below 800 Da. Examples of the small molecules such as biotin, fluorescent labeling compound, sugar, sugar alcohol, metabolites, drugs, pesticides, amino acids, nucleotide, chemilluminant compound, crosslinking reagent.

[0069] The term “single MW” or “monodisperse”, as used herein refers to one or a collection of compounds having the same size and molecular weight. Natural polymers, such as proteins, peptides, and DNA, are typically monodisperse. SA macromolecules are synthesized and purified from pure chiral starting materials as single MW compounds via standard organic synthesis techniques. SA macromolecules may contain mixtures of compounds that have the same MW but are the stereo or regional isomers of each other. These isomers are generated during synthesis and can be minimized by choosing the right conditions or purification method.

[0070] The term “polydisperse” or “polydispersity”, as used herein refer to a collection of polymer compounds that have different sizes, shapes, or molecular weights. For example, a polymer usually has a distribution of molecular mass over a certain range. The polydispersity index (PDI), or heterogeneity index, measures the distribution of molecular mass in a given polymer. The index is calculated based on the following formula: $PDI = M_w/M_n$, wherein M_w is the weight average molecular weight and M_n is the number average molecular weight. Depending on the synthetic method used, most of the synthetic polymers except peptides and oligos are polydisperse. Peptides and oligos are synthesized based on standard organic synthesis techniques using pure starting materials and are generally purified to obtain monodispersity.

DETAILED DESCRIPTION OF THE INVENTION

[0071] Crosslinking reagents and conjugation chemistry are two key parts of bioconjugation technologies. Several factors need to be considered when choosing a crosslinking reagent for bioconjugation reactions: (i) reactive groups at the termini of the linker; (ii) the length of the spacer; and (iii) the physical properties of the spacer, such as whether it is hydrophobic or hydrophilic, and cleavable or biodegradable after conjugation.

[0072] Typical reactive groups at the termini of the linkers are pre-activated carboxylate, such as *N*-hydroxysuccinimide (NHS) ester; thiol-reacting groups, such as maleimide/alkyl halide; and ketone or aldehyde-reacting groups, such as hydrazine/semicarbazide/aminooxy. Other termini groups are azide/alkyne and diene/dienophile. Biomolecules, such as antibodies and proteins, usually have several same or similar functional groups that can interact with the terminal group of the crosslinking reagents. The position and degree of biomolecule labeling usually varies after conjugation. Heterogeneity of the conjugates is a major concern in drug R&D. Using a single and pure heterobifunctional crosslinking reagent and site-specific labeling can decrease the complexity. For example, sulfhydryl is a popular functional group due to its reaction specificity and easy introduction through *in vitro* cysteine mutagenesis. Sulfhydryl also plays special roles in specific antibody modification and conjugation.

Other functional groups that can be targeted include post-introduced aldehyde, hydrazine, and azide functional groups.

[0073] Previous technologies for conjugating biomolecules rely on classical spacers, such as hydrophobic alkyl chains, peptides, and ethylene glycol. Many important conjugation reactions involve linking a very hydrophobic compound, such as a hydrophobic drug, toxin, biotin, or fluorescent compound, to a water soluble biomolecule, such as an antibody, protein, or enzyme. In most cases the reaction is performed in an aqueous buffer. The presence of a hydrophilic linker favors the conjugation reaction and preserves the stability of the final products.

[0074] Hydrophilic linkers have been adapted by biochemists to modulate the properties of various molecules. Such linkers, which are available in different motifs, have been used as agents of drug delivery, aqueous solubility enhancers for hydrophobic molecules, tethers or spacers in conjugation, encapsulating molecules in nanotechnology, and in cosmetic formulations. Polyethylene glycol (PEG) is one of the most commonly used hydrophilic linkers and commercially available. Lower MW heterobifunctional PEG compounds are the most frequently used compounds for linking hydrophobic compounds.

[0075] High MW polymers have been used to conjugate proteins, peptides, oligonucleotides, siRNA, and other therapeutic biopolymers. Conjugating high MW polymers to therapeutic biopolymers may stabilize the substances being conjugated in circulation, reduce their immunogenicity, decrease antibody recognition, and increase body residence time. Other benefits of polymer conjugation include the possibility of modifying organ disposition, drug penetration by endocytosis, and new drug targeting (F.M. Veronese, M. Morpurgo "Bioconjugation in pharmaceutical chemistry" IL Farmaco **1999**, 54, 497–516). In the case of conjugating proteins and peptides, modification also protects the protein and peptide from proteolytic degradation *in vivo*.

[0076] High MW polydisperse PEG linkers have been used to modify therapeutic proteins, antibodies, and small toxins due to their hydrophilicity and biocompatibility (Veronese M. F. "PEGylated protein in drugs: basic science and clinical applications." **2009**, Birkhäuser Verlag). Examples of PEGylated proteins or oligonucleotides approved

by the FDA are pegadamase (Adagen®), pegfilgrastim (Neulasta®), pegaspargase (Oncaspar®), and PEG-EO (Mirera®).

[0077] However, PEG-based linkers have several drawbacks. (i) The polydispersity of high MW (M_w) PEG molecules due to the nature of polymerization chemistry. The M_w/M_n (number-average) value is approximately 1.01 for polymers with M_w ranging from 2 to 10 KDa, but reaches values up to 1.2 for higher MW polymers. The use of polydisperse PEG molecules to label biomolecules generates polydisperse conjugates with subtle differences in biological properties. This result also complicates analysis of the conjugates. A monodisperse, high M_w molecule is desirable, but current technologies for synthesizing and purifying PEG are too difficult and expensive for a commercial monodisperse PEG product. Efforts have been made by scientists from Quanta Biodesign Limited Company to develop a better process for making single pure PEG (US 2010/0009902 A1, 2010). Thus far, the highest single MW commercially available PEG is in the range of 1600~1700 Da (36 ethylene glycol monomer). This process is not likely to result in a single pure MW PEG larger than 2000 Da due to the small MW increments of the monomer (one repeat unit: 44 Da). (ii) PEG is not biodegradable. The use of high M_w PEG and chronic administration of any M_w PEG may have long-term effects on human beings with questionable safety. (iii) Limited functional groups are available for conjugating small MW drugs, resulting in low drug loading. Only one or two OH groups are available for drug attachment per linear PEG. Thus, no PEGylated small MW drugs are commercially available at this point. Branched PEG and a dendrimeric structure bearing a few more OH groups have been introduced. (iv) Despite the hydrophilicity of the PEG linker, certain conjugates through the PEG linker still lack sufficient solubility for biological applications. Better hydrophilic linkers need to be developed.

[0078] Sugar molecules are probably the most hydrophilic natural compounds to date due to their hydrogen bonding capability (donor and acceptor). Polysaccharides have been linked to proteins of therapeutic interest, leading to an increased retention time in the blood, decreased immunogenicity, and the desired minimal loss of biological activity (Imperiali, B, O'Connor SE, *Curr. Opin. Chem. Biol.* **1999**, 3, 643–649; Sinclair AM, Elliott S. *J. Pharm. Sci.* **2005**, 94, 1626–1635; Fernandes AI, Gregoriadis G. *Int. J.*

Pharm. **2001**, 217, 215–224). Polysaccharide derivatives, such as hydroxyethyl starch (M. Orlando, *Justus-Liebig Universitat Giessen*, **2003**, p191) and poly(sialic acid), have been used for protein conjugation (Constantinou, A. *et al. Bioconjugate Chem.* **2008**, 19, 643–650; Gregoriadis G. *Int. J. Pharm.* **2005**, 300, 125–130). Due to the complexity and difficulties of sugar chemistry, the polysaccharides used in such studies tend to be polydisperse, as in the case of PEG, and variable in structure. In addition, polysaccharides with rigid structures may result in a great propensity for immunogenicity.

[0079] Sugar alcohol, also known as polyol, is a hydrogenated form of carbohydrate in which the carbonyl group (aldehyde or ketone) has been reduced to a primary or secondary OH group. Sugar alcohols occur naturally in foods and come from plant products, such as fruits and berries. Sugar alcohols are often used as ingredients in sweeteners, for making polymers such as hydrogel.

[0080] Some structures of simple functionalized low MW monomeric sugar alcohols have been reported. Table 1 lists most of the functionalized monomeric sugar alcohols that may be used for the conjugation published in the literature (if the compound has more CAS numbers or references, only one is listed here). The data were obtained by extensively searching for the formula $X-CH_2-(CH_2OR)_n-CH_2-Y$, where n is 2 to 12, R can be H, Me, or any other protecting group, and X and Y can be anything. Compounds containing only NH_2 , $COOH$, SH , OH , Br , or NO_2 were excluded from the table because these compounds require further activation before they can be used for conjugation. A total of approximately 60 compounds containing any kind of functional group were found for monomeric sugar alcohol. The purpose of synthesizing such compounds falls mainly into the following categories: 1) as an initiator or starting material for polymerization, such as making polyhydroxylated nylon 6 or other polymers containing hydroxyl groups; 2) as starting material for a small molecule drug, in most cases becoming a part of the drug with little resemblance to the sugar alcohol; or 3) as pure, synthetic method development for functional group conversion. In rare cases the functional group is used as a purification handle (item 20, hydrazide). In a more common case, a functionalized isotopic coded mannitol (item 14) is used for protein footprinting. In another case, a D-

mannitol is used as a spacer to link 2-aminopyridyl to a sugar molecule (Galb1-4Fuc) for fluorescent assay purposes (Nishiyama K. *et al. Chem. Pharm. Bull.* **2010**, 58, 495–500). To the best of our knowledge, none of these small molecule functionalized SA compounds have been used as a spacer for linking two or more therapeutic drugs together, such as a toxin, protein, antibody, siRNA, etc. The reported SA compounds have limited utility due to the fact that all of these compounds are very simple and not very efficient; in particular, no efficient heterobifunctional crosslinkers have been reported in the literature.

[0081] Table 1: Published functionalized monomeric sugar alcohol compounds (Chemical formula: $X-CH_2-(CHOH)_n-CH_2-Y$).

Item #	n	X	Y	CAS #	Reference
1	2	-OH	-N ₃	87691-84-7	<i>Ger. Offen.</i> 1983 , DE 3150917 A1 19830630.
2	2	-OH	-C≡C-Et	129549-24-2	<i>Tetrahedron Letters</i> , 1990 , 31(12), 1783-4.
3	2	-OH	-C≡CH	460348-22-5	<i>Compt. rend.</i> 1961 , 252, 751-3.
4	2	-SH	-S-S-pyridyl	106005-81-6	<i>Eur. Pat. Appl.</i> , 1986 , EP 184361 A2 19860611.
5	2	-SH	-ONH ₂	103528-14-9	<i>Bioorganicheskaya Khimiya</i> , 1986 , 12(6), 845-7.
6	2	-N ₃	-N ₃	1221568-11-1	<i>J. Am. Chem. Soc.</i> , 2010 , V132(31), P10642-10644
7	2	-C≡C-CH ₃	-C≡C-CH ₃	103722-73-2	<i>Tetrahedron</i> , 1985 , V41(17), P3497-509
8	2	-C≡CH	-C≡CH	28227-44-3	<i>Bulletin de la Societe Chimique de France</i> 1963 , 10, 2105-13
9	2	-CONHNH ₂	-CONHNH ₂	4461-85-2	<i>Canadian Journal of Chemistry</i> 1956 , 34, 1440-3.
10	3	-OH	-N ₃	178757-82-9	<i>Tetrahedron Letters</i> , 1996 , 37(21), 3683-3686.
11	3	-N ₃	-N ₃	178757-79-4	<i>Journal of Carbohydrate Chemistry</i> , 2004 , V23(2 & 3), P95-110
12	3	-OH	-C≡CH	524035-70-9	<i>Tetrahedron</i> 2003 , 59(2), 155-164.
13	3	-Br	-CO-NH-NH ₂	95103-66-5	<i>Acta Chemica Scandinavica, Series B: Organic Chemistry and Biochemistry</i> 1984 , B38(7), 555-61.
14	3	-OH	-CO-NH-NH ₂	95103-68-7	<i>Acta Chemica Scandinavica, Series B: Organic Chemistry and Biochemistry</i> 1984 , B38(7), 555-61.
15	4	-OH	-NH-NH ₂	151069-61-3	<i>Eur. Pat. Appl.</i> , 1993 , EP 545195 A1 19930609.
16	4	-OH	-N ₃	138245-74-6	<i>Tetrahedron: Asymmetry</i> , 2006 , V17(9), P1349-1354
17	4	-OH	-NH-C(O)-CH ₂ Br	1313868-84-6	<i>J. Mol. Bio</i> 2011 , 409(4), 483-495.
18	4	-OH	-NH-C(O)-NH ₂	885024-84-0	<i>Fr. Demande</i> , 2006 , FR 2877221 A1 20060505.

19	4	-N ₃	-N ₃	52868-75-4	<i>Journal of Carbohydrate Chemistry</i> , 2004 , V23(2 & 3), P95-110
20	5	-OH	-C(O)NHNH ₂	130538-63-5	<i>J. Am. Chem. Soc.</i> 1946 , V68, P1509-10

[0082] Synthetic high MW SA molecules are rare in the literature. A mannitol dimer has been synthesized for use as liquid crystal (Akiyama, H. *et al. Journals of Materials Chemistry*, **2009**, 19, 5956–5963). New derivatives of disorbityl-amine have been reported (Pol. 2010, PL 206420 B1 20100831). However, none of these possess any useful crosslinker groups. On the other hand, nature produces some of the SA polymers. For example, the bacterial cell wall-associated teichoic acids predominantly contain D-ribitol residues interconnected by phosphodiester linkages. Because of their location, Fekete, Aniko *et al.* synthesized octa- and dodecamers of D-ribitol-1-phosphate for the purpose of developing a new vaccine (*Carbohydrate Research*, **2006**, V341(12), P2037-2048). The polymer is coupled to a vaccine carrier, bovine serum albumin, through a keto handle and will be used as a single-component experimental vaccine. Nothing in the literature has suggested that such oligomers can be used to modulate the pharmacokinetic and pharmacodynamic properties of other therapeutic drugs or as carriers for drug delivery *in vivo*.

[0083] Other less relevant sugar alcohol structures, most of which are polymers, can also be found in WO2010014678, PL206420, WO2010/134476, WO2010134476, JP2009249500, FR2906245, WO2009053596, FR2906245, WO2004025297, WO2001005224, FR2701949, WO9421595, EP536939, US4172094, EP675101A1, polyglycerol US2520670, polyhydroxy compound US2520671, and polyhydric alcohol US2532036.

[0084] Thus, a critical need exists for hydrophilic crosslinking reagents, single high MW compounds, and high loading carriers in the biotechnology and pharmaceutical fields. The idea of using a hydrophilic sugar alcohol as a backbone to build up crosslinking reagents for linking different class of drugs, a single MW SA macromolecule to site-specifically label therapeutic proteins, and enable such practice can revolutionize the whole pharmaceutical industry.

[0085] The present invention provides for a conjugate having a structural formula selected from the group consisting of





wherein,

each M_1 is independently selected from the group consisting of a protein, an enzyme, an antibody, an antibody fragment, a polypeptide, an oligonucleotide, an oligonucleotide analog, and a polysaccharide;

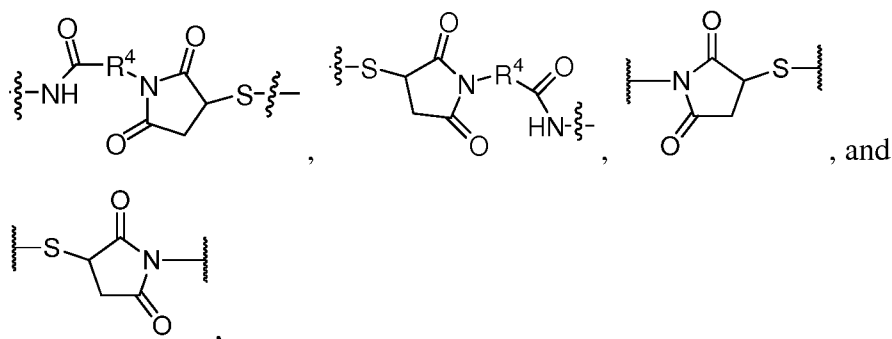
each B is a modified sugar alcohol polymer, comprising from 1 to about 2000 sugar alcohol monomer(s);

each monomer has from 3 to about 14 $-OR^1$ groups;

each R^1 is independently selected from the group consisting of hydrogen, C_1-C_8 alkyl, benzoyl, acetyl, benzyl, C_1-C_8 alkyl silyl, cyclic ortho ester, actinide, acetate, tetrahydropyranyl, tetrahydrofuranyl, and tetrahydrothiofuranyl;

each L is independently selected from the group consisting of a bond and, a structure of $-V_1-R^2-V_2-$,

each V_1 and V_2 are independently selected from the group consisting of a Diels-Alder adduct, a 1,3-dipolar adduct, $-C(=G^2)-G^1-$, $-G^1-C(=G^2)-$, $-G^3-$, $-G^1-C(=G^2)-G^1-$, $-S-S-$, $-S-(CH_2)_2-S(=O)_2-$, $-S(=O)_2-(CH_2)_2-S-$, $-S(=O)_2-N(R^3)-$, $-N(R^3)-S(=O)_2-$, $-C(=O)-NH-NH-CH_2-$, $-C(=O)-NH-N=CH-$, $-CH=N-NH-C(=O)-$, $-CH_2-NH-NH-C(O=)-$, $-N(R^3)-S(=O)_2-N(R^3)-$, $-C(=O)-NH-CH(CH_2SH)-$, $-N=CH-$, $-NH-CH_2-$, $-NH-C(O)-CH_2-C(O)-NH-$, $-CH=N-G^4-$, $-CH_2-NH-G^4-$, $-G^4-NH-CH_2-$, $-G^4-N=CH-$, $-C(=NH^{2+})-NH-$, $-NH-C(=NH^{2+})-$, $-O-P(=O)(O^-)-NH-$, $-NH-P(=O)(O^-)-O-$, $-CH_2-CH(NH_2)-CH_2-S-$, $-S-CH_2-CH(NH_2)-CH_2-$, $-O-P(=O)(O^-)-O-$, $-O-P(=O)(S^-)-O-$, $-O-P(=S)(S^-)-O-$,



each G¹ is independently selected from the group consisting of N R³, O, and S;

each G² is independently selected from the group consisting of O and S;

each G³ is independently selected from the group consisting of S, O, NR³, and SO₂;

each G⁴ is independently selected from the group consisting of O and NR³;

each R² is independently selected from the group consisting of a bond, C₁-C₁₂ alkyl, -(CH₂CH₂O)₁₋₁₀-, -(CH₂CH₂O)₁₋₁₀-CH₂-, optionally substituted alicyclyl, heteroalicycyl, aryl, a peptide, and a peptidomimetic oligomer;

each R³ is independently selected from the group consisting of hydrogen, C₁-C₈ alkyl, -(OCH₂CH₂)₁₋₃, alicyclyl, and heteroalicycyl, wherein any ring in R³ is optionally substituted.

each R⁴ is independently C₁-C₈ alkyl; and,

u is an integer from 1 to about 20.

[0086] The present invention also provides for a conjugate having a structural formula:



wherein,

each M₂ is independently selected from the group consisting of a metabolite, a fluorescent compound, a chemiluminescent compound, a mass tag, a chromophore, biotin, a toxin, a drug, a chemotherapeutic agent, a

cytotoxic agent, an immunosuppressive agent, a diagnostic agent, a radioligand, and a small molecule,

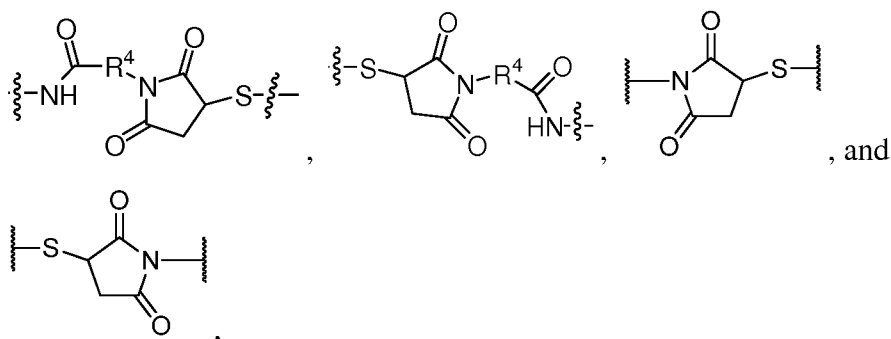
each B is a modified sugar alcohol polymer, comprising from 1 to about 2000 sugar alcohol monomer(s);

each monomer has from 3 to about 14 $-OR^1$ groups;

each R^1 is independently selected from the group consisting of hydrogen, C_1-C_8 alkyl, benzoyl, acetyl, benzyl, C_1-C_8 alkyl silyl, cyclic ortho ester, actinide, acetate, tetrahydropyranyl, tetrahydrofuranyl, and tetrahydrothiofuranyl;

each L is independently selected from the group consisting of a bond and, a structure of $-V_1-R^2-V_2-$,

each V_1 and V_2 are independently selected from the group consisting of a Diels-Alder adduct, a 1,3-dipolar adduct, $-C(=G^2)-G^1-$, $-G^1-C(=G^2)-$, $-G^3-$, $-G^1-C(=G^2)-G^1-$, $-S-S-$, $-S-(CH_2)_2-S(=O)_2-$, $-S(=O)_2-(CH_2)_2-S-$, $-S(=O)_2-N(R^3)-$, $-N(R^3)-S(=O)_2-$, $-C(=O)-NH-NH-CH_2-$, $-C(=O)-NH-N=CH-$, $-CH=N-NH-C(=O)-$, $-CH_2-NH-NH-C(=O)-$, $-N(R^3)-S(=O)_2-N(R^3)-$, $-C(=O)-NH-CH(CH_2SH)-$, $-N=CH-$, $-NH-CH_2-$, $-NH-C(=O)-CH_2-C(=O)-NH-$, $-CH=N-G^4-$, $-CH_2-NH-G^4-$, $-G^4-NH-CH_2-$, $-G^4-N=CH-$, $-C(=NH_{2+})-NH-$, $-NH-C(=NH_{2+})-$, $-O-P(=O)(O^-)-NH-$, $-NH-P(=O)(O^-)-O-$, $-CH_2-CH(NH_2)-CH_2-S-$, $-S-CH_2-CH(NH_2)-CH_2-$, $-O-P(=O)(O^-)-O-$, $-O-P(=O)(S^-)-O-$, $-O-P(=S)(S^-)-O-$,



each G^1 is independently selected from the group consisting of N, R^3 , O, and S;

each G^2 is independently selected from the group consisting of O or S;

each G^3 is independently selected from the group consisting of S, O, NR^3 , and SO_2 ;

each G^4 is independently selected from the group consisting of O or NR^3 ;

each R^2 is independently selected from the group consisting of a bond, C_1-C_{12} alkyl, $-(CH_2CH_2O)_{1-10}-$, $-(CH_2CH_2O)_{1-10}-CH_2-$, optionally substituted alicyclyl, heteroalicycyl, aryl, a peptide, and a peptidomimetic oligomer;

each R^3 is independently selected from the group consisting of hydrogen, C_1-C_8 alkyl, $-(OCH_2CH_2)_{1-3}$, alicyclyl, and heteroalicycyl, wherein any ring in R^3 is optionally substituted.

each R^4 is independently C_1-C_8 alkyl;

q is an integer from 1 to about 100.

[0087] The present invention also provides for a conjugate having a structural formula selected from the group consisting of

$(M_1)_q-L-(B-(L-M_2)_k)_u$ Formula (IV)

$(M_1-L)_q-(B-(L-M_2)_k)_u$ Formula (V) and

$M_1-(L-B-(L-M_2)_k)_u$ Formula (VI)

wherein,

each M_1 is independently selected from the group consisting of a protein, an enzyme, an antibody, an antibody fragment, a polypeptide, avidin, streptavidin, an oligonucleotide, an oligonucleotide analog, and a polysaccharide;

each M_2 is independently selected from the group consisting of a metabolite, a fluorescent compound, a chemiluminescent compound, a mass tag, a chromophore, biotin, a toxin, a drug, a chemotherapeutic agent, a cytotoxic agent, an immunosuppressive agent, a diagnostic agent, a radioligand, and a small molecule;

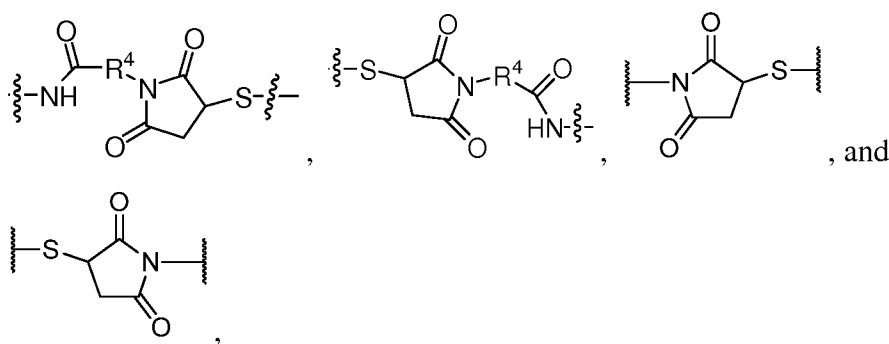
each B is a modified sugar alcohol polymer, comprising from 1 to about 2000 sugar alcohol monomer(s);

each monomer has from 3 to about 14 $-OR^1$ groups;

each R^1 is independently selected from the group consisting of hydrogen, C_1-C_8 alkyl, benzoyl, acetyl, benzyl, C_1-C_8 alkyl silyl, cyclic ortho ester, actinide, acetate, tetrahydropyranyl, tetrahydrofuranyl, and tetrahydrothiofuranyl;

each L is independently selected from the group consisting of a bond and, a structure of $-V_1-R^2-V_2-$,

each V_1 and V_2 are independently selected from the group consisting of Diels-Alder adduct, a 1,3-dipolar adduct, $-C(=G^2)-G^1-$, $-G^1-C(=G^2)-$, $-G^3-$, $-G^1-C(=G^2)-G^1-$, $-S-S-$, $-S-(CH_2)_2-S(=O)_2-$, $-S(=O)_2-(CH_2)_2-S-$, $-S(=O)_2-N(R^3)-$, $-N(R^3)-S(=O)_2-$, $-C(=O)-NH-NH-CH_2-$, $-C(=O)-NH-N=CH-$, $-CH=N-NH-C(=O)-$, $-CH_2-NH-NH-C(=O)-$, $-N(R^3)-S(=O)_2-N(R^3)-$, $-C(=O)-NH-CH(CH_2SH)-$, $-N=CH-$, $-NH-CH_2-$, $-NH-C(=O)-CH_2-C(=O)-NH-$, $-CH=N-G^4-$, $-CH_2-NH-G^4-$, $-G^4-NH-CH_2-$, $-G^4-N=CH-$, $-C(=NH_2^+)-NH-$, $-NH-C(=NH_2^+)-$, $-O-P(=O)(O^-)-NH-$, $-NH-P(=O)(O^-)-O-$, $-CH_2-CH(NH_2)-CH_2-S-$, $-S-CH_2-CH(NH_2)-CH_2-$, $-O-P(=O)(O^-)-O-$, $-O-P(=O)(S^-)-O-$, $-O-P(=S)(S^-)-O-$,



each G^1 is independently selected from the group consisting of $N R^3$, O, and S;

each G^2 is independently selected from the group consisting of O and S;

each G^3 is independently selected from the group consisting of S, O, NR^3 , and SO_2 ;

each G^4 is independently selected from the group consisting of O and NR^3 ;

each R^2 is independently selected from the group consisting of a bond, C_1 - C_{12} alkyl, $-(CH_2CH_2O)_{1-10}-$, $-(CH_2CH_2O)_{1-10}-CH_2-$, optionally substituted alicyclyl, heteroalicyclyl, aryl, a peptide, and a peptidomimetic oligomer;

each R^3 is independently selected from the group consisting of hydrogen, C_1 - C_8 alkyl, $-(OCH_2CH_2)_{1-3}$, alicyclyl, and heteroalicyclyl, wherein any ring in R^3 is optionally substituted.

each R^4 is independently a C_1 - C_8 alkyl;

u is an integer from 1 to about 100

q is an integer from 1 to about 100 and

k is 0 or an integer from 1 to about 20.

[0088] Preferably, B comprises from 4 to about 2000 sugar alcohol monomers.

[0089] Preferably, u is an integer from 1 to about 10.

[0090] Optionally, M_1 is selected from the group consisting of an antibody and an antibody fragment, and M_2 is a chemotherapeutic drug, q is 1, u is an integer from 1 to about 20; and, k is an integer from 1 to about 10. More preferably, in this embodiment k is 1, and u is an integer selected from 1 to about 8.

[0091] The sugar alcohol monomers may be linked together by an ether linkage.

[0092] In one aspect, M_2 may be a chemotherapeutic agent. In this aspect, M_2 is a chemotherapeutic agent used in anticancer therapy. Most preferably, M_2 may be selected from the group consisting of adrenocortical suppressants, antimetabolites, alkylating agents, alkyl sulfonates, antibiotics, antimitotics, anthracyclines,

anti-angiogenic agents, camptothecins, COX-2 inhibitors, CPT-11, doxorubicin, doxorubicin analogs, enzyme inhibitors, endostatin, epipodophyllotoxins, ethylenimine derivatives, folic acid analogs, gemcitabine, HDAC inhibitors, heat shock protein (HSP)90 inhibitors, hormone antagonists, methotrexate, methyl hydrazine derivatives, mTOR inhibitors, nitrosoureas, nitrogen mustards, pyrimidine analogs, purine analogs, platinum coordination complexes, substituted ureas, SN-38, taxols, triazenes, taxanes, tyrosine kinase inhibitors, proteasome inhibitors, pro-apoptotic agents, vinca alkaloids, paclitaxel, maytansine, calicheamicin, and dolastatins.

[0093] M₁ may be an antibody. More preferably, M₁ is a fully human antibody.

[0094] Optionally, M₁ may be an antibody specific for an antigen selected from the group consisting of tumor-associated antigens, antigens associated with pancreatic cancer, antigens associated with malignant disease, antigens associated with autoimmune disease, antigens associated with immune dysfunction disease, antigens associated with leukemia, antigens associated with neurological disease, antigens against transmembrane activator, and an antigen against CAML-interactor.

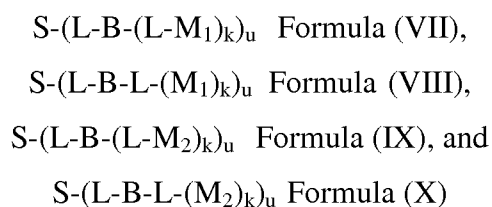
[0095] M₁ may also be an antibody specific for an antigen selected from the group consisting of CA125, CA 15-3, CA19-9, L6, Lewis Y, Lewis X, alpha fetoprotein, CA 242, placental alkaline phosphatase, prostate specific antigen, prostatic acid phosphatase, epidermal growth factor, MAGE-1, MAGE-2, MAGE-3, MAGE-4, anti-transferrin receptor, p97, MUC1-KLH, CEA, gp100, MART1, IL-2 receptor, CD4, CD5, CD8, CD14, CD15, CD19, CD20, CD21, CD22, CD23, CD25, CD33, CD37, CD38, CD40, CD40L, CD46, CD52, CD54, CD66a-d, CD67, CD74, CD79a, CD80, CD126, CD138, CD154, B7, MUC1, LALI, HM1.24, HLA-DR, tenascin, VEGF, PIGF, ED-B fibronectin, oncogenes, oncogene products, necrosis antigens, T101, TAG, IL-6, MIF, TRAIL-R1 (DR4), TRAIL-R2 (DR5), human chorionic gonadotropin, mucin, P21, MPG, and Neu oncogene product.

[0096] At least one M_2 may comprise a radioactive isotope.

[0097] At least one M_1 may be a therapeutic protein or polypeptide. Preferably, the amino acid sequence of the therapeutic protein contains at least 80% sequence homology to the wild-type therapeutic proteins selected from the group consisting of granulocyte macrophage colony stimulating factor, interferon, interferon alpha-2a, interferon alpha-2b, interleukin, interleukin-2, erythropoietin, growth hormone, human growth hormone, apomyoglobin, asparaginase, leptin, serum proteins, human chorionic gonadotropin, insulin, follicle stimulating hormone, luteinizing hormone, urate oxidase, adenosine deaminase, antibody fusion proteins, and factor VII. More preferably, the amino acid sequence of the therapeutic protein contains at least 90% sequence homology to the wild-type therapeutic proteins selected from the group consisting of granulocyte macrophage colony stimulating factor, interferon, interferon alpha-2a, interferon alpha-2b, interleukin, interleukin-2, erythropoietin, growth hormone, human growth hormone, apomyoglobin, asparaginase, leptin, serum proteins, human chorionic gonadotropin, insulin, follicle stimulating hormone, luteinizing hormone, urate oxidase, adenosine deaminase, antibody fusion proteins, and factor VII.

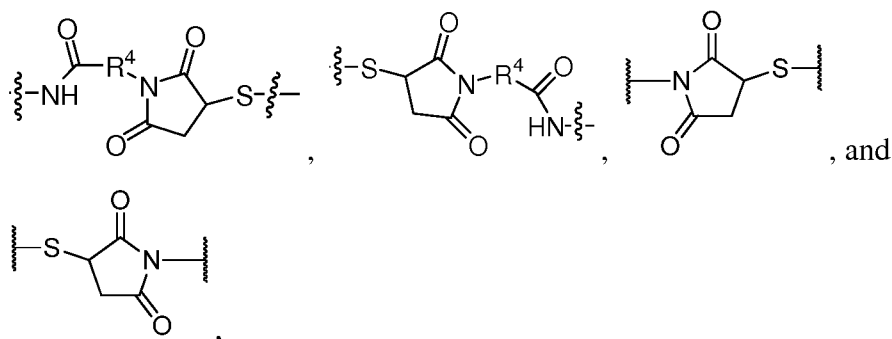
[0098] At least one M_1 may be selected from the group consisting of an oligonucleotide and siRNA.

[0099] The present invention also provides for a conjugate having a structural formula selected from the group consisting of



wherein,

- S comprises a solid support;
- each M_1 is independently selected from the group consisting of a protein, an enzyme, an antibody, an antibody fragment, a polypeptide, avidin, streptavidin, an oligonucleotide, an oligonucleotide analog, a polysaccharide;
- each M_2 is independently selected from the group consisting of a metabolite, a fluorescent compound, a chemiluminescent compound, a mass tag, a chromophore, biotin, a toxin, a drug, a chemotherapeutic agent, a cytotoxic agent, an immunosuppressive agent, a diagnostic agent, a radioligand, a small molecule;
- each B is a modified sugar alcohol polymer, comprising from 1 to about 2000 sugar alcohol monomer(s);
- each monomer has from 3 to about 14 $-OR^1$ groups;
- each R^1 is independently selected from the group consisting of hydrogen, C_1-C_8 alkyl, benzoyl, acetyl, benzyl, C_1-C_8 alkyl silyl, cyclic ortho ester, actinide, acetate, tetrahydropyranyl, tetrahydrofuranyl, and tetrahydrothiofuranyl;
- each L is independently selected from the group consisting of a bond and, a structure of $-V_1-R^2-V_2-$,
- each V_1 and V_2 are independently selected from the group consisting of a Diels-Alder adduct, a 1,3-dipolar adduct, $-C(=G^2)-G^1-$, $-G^1-C(=G^2)-$, $-G^3-$, $-G^1-C(=G^2)-G^1-$, $-S-S-$, $-S-(CH_2)_2-S(=O)_2-$, $-S(=O)_2-(CH_2)_2-S-$, $-S(=O)_2-N(R^3)-$, $-N(R^3)-S(=O)_2-$, $-C(=O)-NH-NH-CH_2-$, $-C(=O)-NH-N=CH-$, $-CH=N-NH-C(=O)-$, $-CH_2-NH-NH-C(=O)-$, $-N(R^3)-S(=O)_2-N(R^3)-$, $-C(=O)-NH-CH(CH_2SH)-$, $-N=CH-$, $-NH-CH_2-$, $-NH-C(=O)-CH_2-C(=O)-NH-$, $-CH=N-G^4-$, $-CH_2-NH-G^4-$, $-G^4-NH-CH_2-$, $-G^4-N=CH-$, $-C(=NH_2^+)-NH-$, $-NH-C(=NH_2^+)-$, $-O-P(=O)(O^-)-NH-$, $-NH-P(=O)(O^-)-O-$, $-CH_2-CH(NH_2)-CH_2-S-$, $-S-CH_2-CH(NH_2)-CH_2-$, $-O-P(=O)(O^-)-O-$, $-O-P(=O)(S^-)-O-$, $-O-P(=S)(S^-)-O-$,



each G^1 is independently selected from the group consisting of N R^3 , O, and S;

each G^2 is independently selected from the group consisting of O and S;

each G^3 is independently selected from the group consisting of S, O, NR^3 , and SO_2 ;

each G^4 is independently selected from the group consisting of O and NR^3 ;

each R^2 is independently selected from the group consisting of a bond, C_1 - C_{12} alkyl, $-(CH_2CH_2O)_{1-10}-$, $-(CH_2CH_2O)_{1-10}-CH_2-$, optionally substituted alicyclyl, heteroalicyclyl, aryl, a peptide, and a peptidomimetic oligomer;

each R^3 is independently selected from the group consisting of hydrogen, C_1 - C_8 alkyl, $-(OCH_2CH_2)_{1-3}$, alicyclyl, and heteroalicyclyl, wherein any ring in R^3 is optionally substituted.

each R^4 is independently a C_1 - C_8 alkyl;

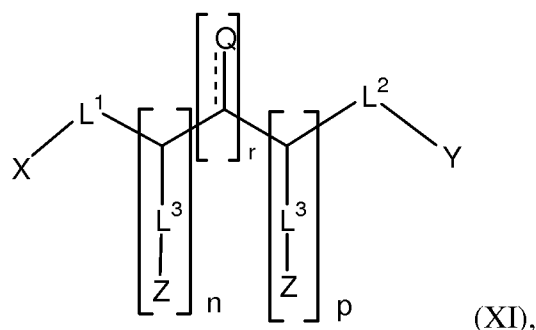
u is an integer from 1 to about 500; and,

k is 0 or an integer from 1 to about 20.

[00100] In this embodiment, B may be from 3 to about 1000 sugar alcohol units.

[00101] In this embodiment, S may be selected from the group consisting of polystyrene supports, polyamide supports, polyethylene glycol supports, polyacrylic supports, polyacrylic/beta-alanine copolymer supports, polyacrylamide/polystyrene copolymer supports, polyacrylamide/polyethylene glycol copolymer supports, polyethyleneglyco/polystyrene copolymer supports, controlled pore glass, agarose, dextran gel, polysaccharide based polymer . a polymeric microsphere, a latex microsphere, a polymeric particle consist of polystyrene, a polymeric particle consist of copolymers of styrene, poly(methyl methacrylate), polyvinyltoluene, poly(2-hydroxyethyl methacrylate), the copolymer of poly(2-hydroxyethyl methacrylate), poly(ethylene glycol dimethacrylate/2-hydroxyethylmetacrylate), poly(lactic-co-polycolic acid), inorganic constructs, metals, semiconductors, super paramagnetic composites, biodegradable constructs, synthetic dendrimers, dendrons, a quantum dot, a dye coated particle, and a magnetic coated particle. Optionally, S is an agarose bead. Alternatively, S may be a magnetic coated particle.

In all of the above mentioned embodiments, B may be a modified sugar alcohol polymer, comprising from 1 to about 2000 sugar alcohol monomer(s) B^1 , and each sugar alcohol monomer being bound to one or more sugar alcohol monomers through a linking group W formed by a reaction between the X, Y or Z portion of one monomeric unit with the X, Y or Z of another monomeric unit; wherein, for each B^1 , independently, has the chemical structural of Formula XI



each of n and p is independently selected from 0 and an integer selected from 1 to about 12, and $n + p$ is between 1 and 12;

r is 0 or 1;

each bond represented by ----- is a single or a double bond;

Q is selected from the group consisting of =O, =N-O-L-M₁, =N-O-L-M₂,

=N-O-L-S, -NH-O-L-S, -NH-O-L-M₁, and -NH-O-L-M₂;

each of X, Y and Z, when bound to M₁, M₂ or S, is a linker V,

each of X, Y and Z, when not bound to S or M₁, M₂, is a functional group

independently selected from the group consisting of -OH, -J, -R⁵J,

-C(=O)-J, -C(=O)-CH₂-J,

-NH-C(=O)-CH₂-J, -OR⁵, -OR⁶, -OR⁷, -O-Mesyl, -O-Tosyl,

-NH-C(=O)-CH₂-O-Mesyl, -NH-C(=O)-CH₂-O-Tosyl, -SH, -S-S-tButyl,

-SR⁷, -SR⁵, -S-S-R⁸, -S(=O)₂-J, -NH₂, -NHR⁵, -N(R⁵)R⁵, -NHR⁷,

-NH-Fmoc,

-NH-Boc, -C(=O)H, -C(=O)-R⁵, -C(=O)OH, -N=C=S, -N=C=O,

-C≡C-R⁵,

-N=N⁺=N⁻, -O-NH₂, -O-NH-Fmoc, -O-NH-Boc, -O-N-(Boc)₂,

-O-N(-phthalimidyl), -NH-NH₂, -C(=O)-NH-NH₂, -NH-C(=O)-NH-NH₂,

-NH-C(=S)-NH-NH₂, -toluenesulfonylhydrazide, -R⁵-NH-C(=NH₂⁺)-NH₂,

a benzophenone, an aryl diazonium, a diazoalkane, a diazoacetyl,

an anthraquinone, a diazirine, an optionally substituted

trifluoromethylphenyldiazirine, a diene, a dienophil, a 1,3-dipole, a

dipolarophile, an alkene, a ketene, an olefin, an alkene with allylic

hydrogen, a dicarbonyl group, an epoxide, an oxirane, an

organosilane, a phosphonium group, an ester, an anhydride, a

carbonate group, a glyoxal, -C(=NH²)-O-R⁵, a hydroxymethyl

phosphine derivative, an ethyl vinyl, a maleimide, a vinylsulfone,

an allyl sulfone, a thioester, a cisplatin derivative, an aziridine, an

acryloyl group;

each R⁵ is independently selected from the group consisting of hydrogen, C₁-C₈

alkyl, alicyclyl, heteroalicyclyl, benzyl or aryl, wherein any ring in R⁵ is

optionally substituted;

each R^6 is independently selected benzoyl, acetyl, benzyl, C_1 - C_8 alkyl silyl, cyclic ortho ester, actinide, acetate, tetrahydropyranyl, tetrahydrofuranyl, and tetrahydrothiofuranyl;

each R^7 is independently selected from the group consisting of trityl, MMT, and DMT;

each R^8 is independently selected from the group consisting of 2-pyridyl, 4-pyridyl, 5-nitro-2-pyridyl, 5-nitro-4-pyridyl, 2-nitrophenyl, 4-nitrophenyl, 3-carboxy-4-nitrophenyl, and 2,4-dinitrophenyl;

each J is independently selected from the group consisting of Cl, Br and I

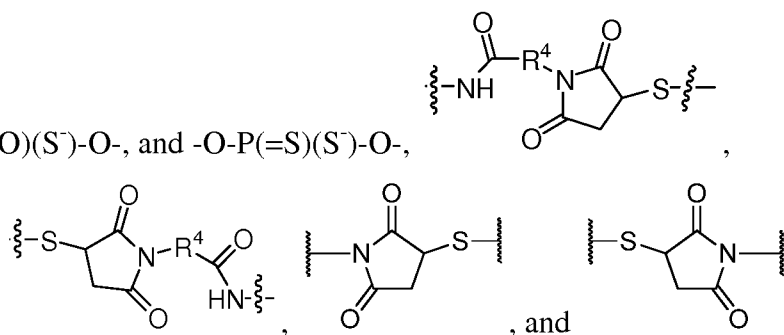
each of L^1 , L^2 , and L^3 is independently a bond or $-R^9-V-R^{2-*}$, wherein:

“*” represents a portion of L^1 , L^2 , and L^3 bound to X, Y, S, M_1 or M_2 , or a Z, respectively;

each W and V are independently selected from the group consisting of a

Diels-Alder adduct, a 1,3-dipolar adduct, $-C(=G^2)-G^1-$, $-G^1-C(=G^2)-$, $-G^3-$, $-G^1-C(=G^2)-G^1-$, $-S-S-$, $-S-(CH_2)_2-S(=O)_2-$, $-S(=O)_2-(CH_2)_2-S-$, $-S(=O)_2-N(R^3)-$, $-N(R^3)-S(=O)_2-$, $-C(=O)-NH-NH-CH_2-$, $-C(=O)-NH-N=CH-$, $-CH=N-NH-C(=O)-$, $-CH_2-NH-NH-C(=O)-$, $-N(R^3)-S(=O)_2-N(R^3)-$, $-C(=O)-NH-CH(CH_2SH)-$, $-N=CH-$, $-NH-CH_2-$, $-NH-C(=O)-CH_2-C(=O)-NH-$, $-CH=N-G^4-$, $-CH_2-NH-G^4-$, $-G^4-NH-CH_2-$, $-G^4-N=CH-$, $-C(=NH_2+)-NH-$, $-NH-C(=NH_2+)-$, $-O-P(=O)(O^-)-NH-$, $-NH-P(=O)(O^-)-O-$, $-CH_2-CH(NH_2)-CH_2-S-$, $-S-CH_2-CH(NH_2)-CH_2-$, $-O-P(=O)(O^-)-O-$,

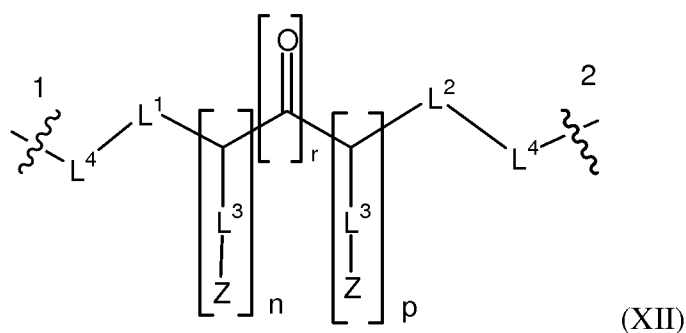
$-O-P(=O)(S^-)-O-$, and $-O-P(=S)(S^-)-O-$,



wherein:

each G^1 is independently selected from NR^3 , O, and S;
 each G^2 is independently O or S;
 each G^3 is independently selected from S, O, NR^3 , and SO_2 ;
 each G^4 is independently O or NR^3 ;
 each R^2 is independently selected from a bond, C_1 - C_{12} alkyl, $-(CH_2CH_2O)_{1-10}-$,
 $-(CH_2CH_2O)_{1-10}-CH_2-$, optionally substituted alicyclyl, heteroalicyclyl,
 aryl, a peptide, and a peptidomimetic oligomer;
 each R^3 is independently selected from hydrogen, C_1 - C_8 alkyl, $-(OCH_2CH_2)_{1-3}$,
 optionally substituted alicyclyl, and optionally substituted heteroalicyclyl;
 each R^4 is independently C_1 - C_8 alkyl;
 each R^9 is a bond or $-CH_2-$;
 and
 at least in one of the B^1 unit each $-L^3-Z$ portion is $-OR^1$; wherein each R^1 is
 independently selected from the group consisting of hydrogen, C_1 - C_8
 alkyl, benzoyl, acetyl, benzyl, C_1 - C_8 alkyl silyl, cyclic ortho ester,
 actinide, acetate, tetrahydropyranyl, tetrahydrofuranyl, and
 tetrahydrothiofuranyl.

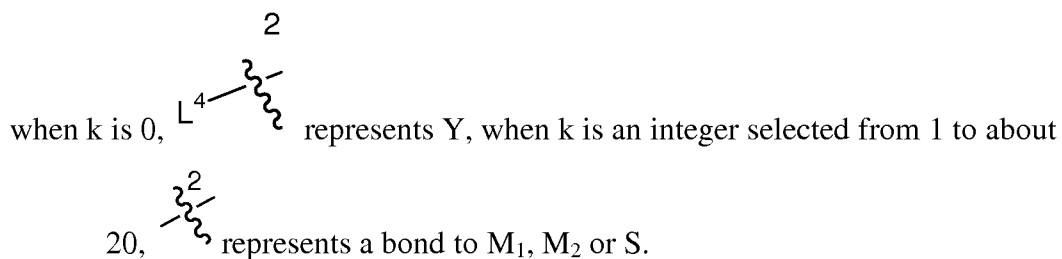
[00102] Optionally, B has the chemical structural of Formula XII:



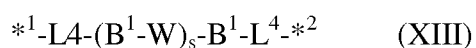
wherein,

represents a bond to M_1 , M_2 or S;

each of L_4 , when bound to M_1 , M_2 or S, is a linker V



[00103] Alternatively, B may have the chemical structural Formula XIII:



wherein:

“*1” represents a portion of the L4 bound to S, M1 or M2;

each of L4, when bound to M1, M2 or S, is a linker V

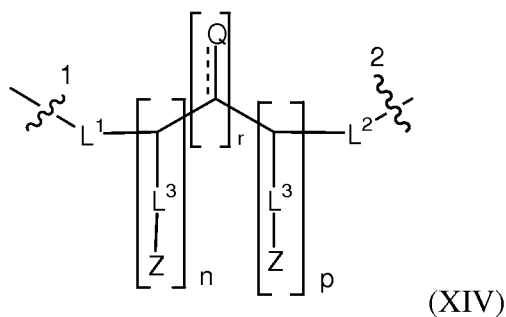
s is 0 or an integer independently selected from 1 to about 500;



when k is 0, L4-*2 represents Y; and

when k is an integer selected from 1 to about 20, “*2” represents a portion of the

L4 bound to M1, M2, or S and

each B1, independently, has the chemical structural Formula XIV:

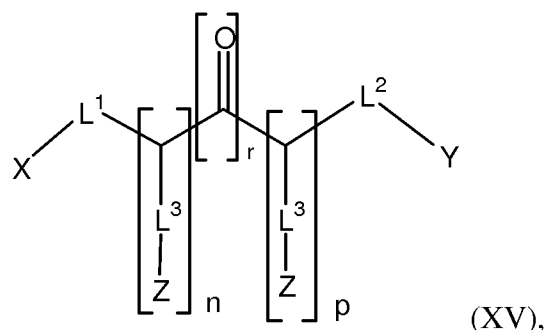


 represents a bond to L^1 ; and  represents a bond to L^2 .

[00104] In another aspect, present invention also provides for a compound having a linear, branched or macrocyclic multimer sugar alcohol comprising three or more monomeric sugar alcohol units B¹; and

each monomeric sugar alcohol unit is bound to one or more other monomeric units through a linking group W formed by a reaction between the X, Y or Z portion of one monomeric unit with the X, Y or Z of another monomeric unit; wherein

each B¹ has the chemical structural Formula XV:



wherein for each B¹, independently:

each of n and p is independently selected from 0 and an integer selected from 1 to about 12; and

n + p is between 1 and 12;

r is 0 or 1;

each of X, Y and Z is independently selected from -OH, -J, -R⁵J, -C(=O)-J,

-C(=O)-CH₂-J, -NH-C(=O)-CH₂-J, -OR⁵, -OR⁶, -OR⁷, -O-Mesyl,

-O-Tosyl, -NH-C(=O)-CH₂-O-Mesyl, -NH-C(=O)-CH₂-O-Tosyl, -SH,

-S-S-tButyl, -SR⁷, -SR⁵, -S-S-R⁸, -S(=O)₂-J, -NH₂, -NHR⁵, -N(R⁵)R⁵,

-NHR⁷, -NH-Fmoc, -NH-Boc, -C(=O)H, -C(=O)-R⁵, -C(=O)OH,

-N=C=S, -N=C=O, -C≡C-R⁵, -N=N⁺=N⁻, -O-NH₂, -O-NH-Fmoc,

-O-NH-Boc, -O-N-(Boc)₂, -O-N-(phthalimidy), -NH-NH₂,

-C(=O)-NH-NH₂, -NH-C(=O)-NH-NH₂, -NH-C(=S)-NH-NH₂,

-toluenesulfonylhydrazide, -R⁵-NH-C(=NH₂⁺)-NH₂, a benzophenone, an aryl diazonium, a diazoalkane, a diazoacetyl, an anthraquinone, a diazirine, an optionally substituted trifluoromethylphenyldiazirine, a diene, a dienophil, a 1,3-dipole, a dipolarophile, an alkene, a ketene, an olefin, an alkene with allylic hydrogen, a dicarbonyl group, an epoxide, an

oxirane, an organosilane, a phosphonium group, an ester, an anhydride, a carbonate group, a glyoxal, $-C(=NH^2)-O-R^5$, a hydroxymethyl phosphine derivative, an ethyl vinyl, a maleimide, a vinylsulfone, an allyl sulfone, a thioester, a cisplatin derivative, an aziridine, an acryloyl group;

each R^5 is independently selected from hydrogen, C_1-C_8 alkyl, alicyclyl, heteroalicycyl, benzyl or aryl, wherein any ring in R^5 is optionally substituted;

each R^6 is independently selected from benzoyl, acetyl, benzyl, C_1-C_8 alkyl silyl, cyclic ortho ester, actinide, acetate, tetrahydropyranyl, tetrahydrofuranyl, and tetrahydrothiofuranyl;

each R^7 is independently selected from trityl, MMT, and DMT;

each R^8 is independently selected from 2-pyridyl, 4-pyridyl, 5-nitro-2-pyridyl, 5-nitro-4-pyridyl, 2-nitrophenyl, 4-nitrophenyl, 3-carboxy-4-nitrophenyl, and 2,4-dinitrophenyl;

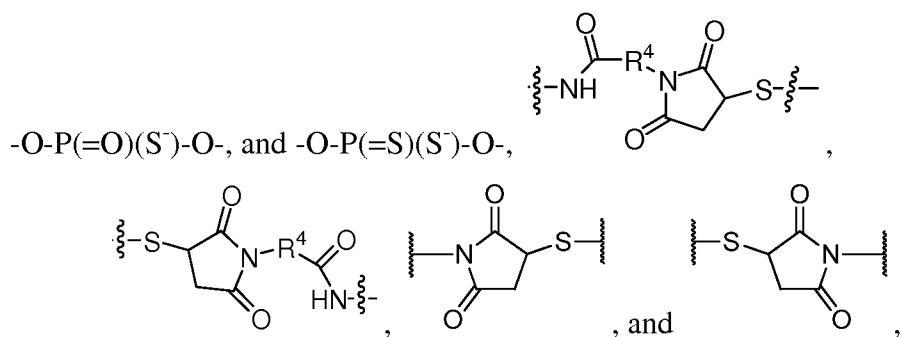
each J is independently selected from Cl, Br and I

each of L^1 , L^2 , and L^3 is independently a bond or $-R^9-V-R^{2-*}$, wherein:

“*” represents a portion of L^1 , L^2 , and L^3 bound to X, Y, or a Z, respectively;

each V and W is independently selected from the group consisting of a

Diels-Alder adduct, a 1,3-dipolar adduct, $-C(=G^2)-G^1-$, $-G^1-C(=G^2)-$, $-G^3-$, $-G^1-C(=G^2)-G^1-$, $-S-S-$, $-S-(CH_2)_2-S(=O)_2-$, $-S(=O)_2-(CH_2)_2-S-$, $-S(=O)_2-N(R^3)-$, $-N(R^3)-S(=O)_2-$, $-C(=O)-NH-NH-CH_2-$, $-C(=O)-NH-N=CH-$, $-CH=N-NH-C(=O)-$, $-CH_2-NH-NH-C(=O)-$, $-N(R^3)-S(=O)_2-N(R^3)-$, $-C(=O)-NH-CH(CH_2SH)-$, $-N=CH-$, $-NH-CH_2-$, $-NH-C(=O)-CH_2-C(=O)-NH-$, $-CH=N-G^4-$, $-CH_2-NH-G^4-$, $-G^4-NH-CH_2-$, $-G^4-N=CH-$, $-C(=NH_2+)-NH-$, $-NH-C(=NH_2+)-$, $-O-P(=O)(O^-)-NH-$, $-NH-P(=O)(O^-)-O-$, $-CH_2-CH(NH_2)-CH_2-S-$, $-S-CH_2-CH(NH_2)-CH_2-$, $-O-P(=O)(O^-)-O-$,



wherein:

each G^1 is independently selected from NH, O, and S;

each G^2 is independently O or S;

each G^3 is independently selected from S, O, NR^3 , and SO_2 ;

each G^4 is independently O or NR^3 ;

each R^2 is independently selected from a bond, $\text{C}_1\text{-C}_{12}$ alkyl, $\text{-(CH}_2\text{CH}_2\text{O)}_{1-10}\text{-}$, $\text{-(CH}_2\text{CH}_2\text{O)}_{1-10}\text{-CH}_2\text{-}$, optionally substituted alicyclyl, heteroalicyclyl, aryl, a peptide, and a peptidomimetic oligomer;

each R^3 is independently selected from hydrogen, $\text{C}_1\text{-C}_8$ alkyl, $\text{-(OCH}_2\text{CH}_2\text{)}_{1-3}$, alicyclyl, heteroalicyclyl, wherein any ring in R^3 is optionally substituted;

each R^4 is independently $\text{C}_1\text{-C}_8$ alkyl;

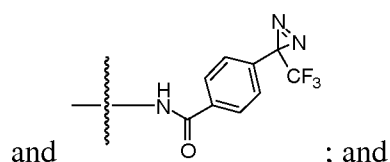
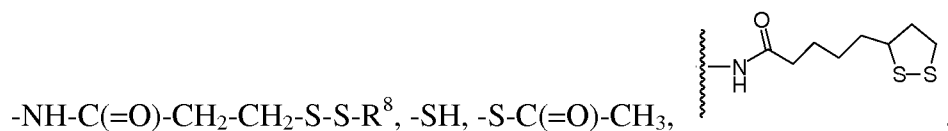
each R^9 is a bond or $\text{-CH}_2\text{-}$; and,

at least in one of the B^1 unit each $\text{-L}^3\text{-Z}$ portion is -OR^1 ; wherein each R^1 is independently selected from the group consisting of hydrogen, $\text{C}_1\text{-C}_8$ alkyl, benzoyl, acetyl, benzyl, $\text{C}_1\text{-C}_8$ alkyl silyl, cyclic ortho ester, actinide, acetate, tetrahydropyranyl, tetrahydrofuranyl, and tetrahydrothiofuranyl; at least in one of the B^1 unit, $n + p + r$ is greater than 1.

[00105] Preferably, the compound has a molecular weight from about 5 kDa to about 500 kDa. More, preferably, the compound has a the molecular weight of the compound is from about 10 kDa to about 100 kDa. Most preferably, the compound has a molecular weight is from about 10 kDa to about 60 kDa.

- [00106] Preferably, the compound has a purity of greater 90%. More preferably, the compound has a purity of greater than 95%.
- [00107] Most preferably, the compound has a molecular weight from about 10 kDa to about 60 kDa and the compound has a purity of greater 95%.
- [00108] The compound may have a W selected from the group consisting of -S-, -O-, -NH-, -C(=O)NH-, -NHC(=O)-, -S(=O)-, -S(=O)₂-, -P(=S)₂O-, and -P(=S)(=O)O-.
- [00109] Optionally the compound has a W selected from the group consisting of -S-, -O-, -S(=O)-, -S(=O)₂-, -P(=S)₂O-, and -P(=S)(=O)O-. More preferably, W is -O-.
- [00110] Preferably, at least one of X, Y, or Z of the compound may be selected from -O-NH₂, -N=C=S, -N=C=O, -C≡C-R⁵, -N=N⁺=N⁻, -SR⁵, -S-S-R⁸, -C(=O)-CH₂-J, a diene, a dienophil, a ketone, an aldehyde, a 1,3-dipole, a dipolarophile, an alkene, a ketene, an olefin, an alkene with allylic hydrogen, trifluoromethyl phenyldiazirine, N-hydroxylsuccinidyl ester, and maleimide; each R⁵ may be independently selected from hydrogen, C₁-C₈ alkyl, alicyclyl, heteroalicyclyl, benzyl and aryl, wherein any ring in R⁵ is optionally substituted; each R⁸ may be independently selected from 2-pyridyl, 4-pyridyl, 5-nitro-2-pyridyl, 5-nitro-4-pyridyl, 2-nitrophenyl, 4-nitrophenyl, 3-carboxy-4-nitrophenyl, and 2,4-dinitrophenyl; and each J is independently selected from Cl, Br, and I.
- [00111] Optionally, for the compound, each of L¹, L² may be -CH₂-, each L³ may be a bond, and each Z may be -OR¹ wherein R¹ is independently selected from the group consisting of hydrogen, C₁-C₈ alkyl, benzoyl, acetyl, benzyl, C₁-C₈ alkyl silyl, cyclic ortho ester, actinide, acetate, tetrahydropyranyl, tetrahydrofuranyl, and tetrahydrothiofuranyl

Optionally, for the compound, each X may be -O-(C₁-C₈ alkyl); at least one Y may be -N=N⁺=N⁻, -O-NH₂, -C≡C-C₁-C₄ alkyl, -NH-C(=O)-CH₂CH₂-maleimide, -S-S-R⁸, -NH-(C=O)-CH₂-Br,



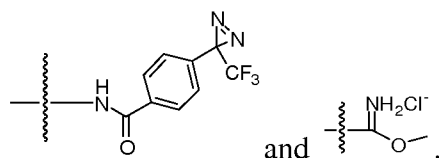
each R⁸ is independently selected from 2-pyridyl, 4-pyridyl, 5-nitro-2-pyridyl, 5-nitro-4-pyridyl, 2-nitrophenyl, 4-nitrophenyl, 3-carboxy-4-nitrophenyl, and 2,4-dinitrophenyl.

[00112] Optionally, each -L³-Z portion of the compound may be -OR¹ wherein R¹ may be independently selected from the group consisting of hydrogen, C₁-C₈ alkyl, benzoyl, acetyl, benzyl, C₁-C₈ alkyl silyl, cyclic ortho ester, actinide, acetate, tetrahydropyranyl, tetrahydrofuranyl, and tetrahydrothiofuranyl.

[00113] Optionally, for the compound, each L¹ and L² may be -CH₂-

[00114] For the compound, each r may be 0

[00115] The compound may have at least one X and at least one Y that are the same and may be selected from *N*-hydroxysuccinidyl, -NH-C(=O)-CH₂CH₂-maleimide, -N=N⁺=N⁻, -O-NH₂, -C≡C-C₁-C₄ alkyl,

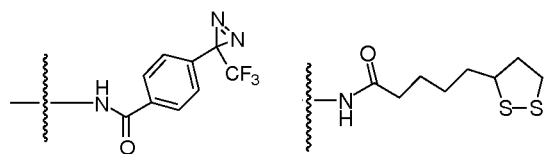


[00116] The compound may also have each -L³-Z be -OH.

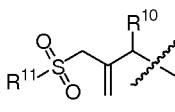
[00117] The compound may also have each L¹ and L² be a -CH₂-.

[00118] The compound may also have each r be 0.

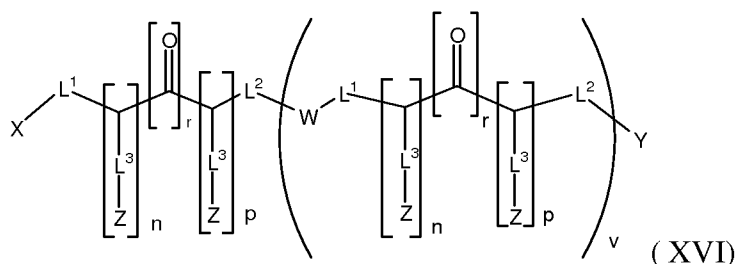
[00119] The compound may have at least one X, and at least one Y independently selected from -OH, -OC₁-C₈ alkyl, -S-S-R⁸, -O-NH₂, -C(=O)-OH, *N*-hydroxysuccinimide, -NH-C(=O)-CH₂CH₂-maleimide, -NH-C(=O)-CH₂-Br,

, and -S-C(=O)-CH₃; and wherein X and Y are different. Preferably, each -L³-Z is -OH. More preferably each -L³-Z may be -OH and each L¹, L² may be -CH₂-. Most preferably, each -L³-Z is -OH, each L¹, L² may be -CH₂- and each r is 0.

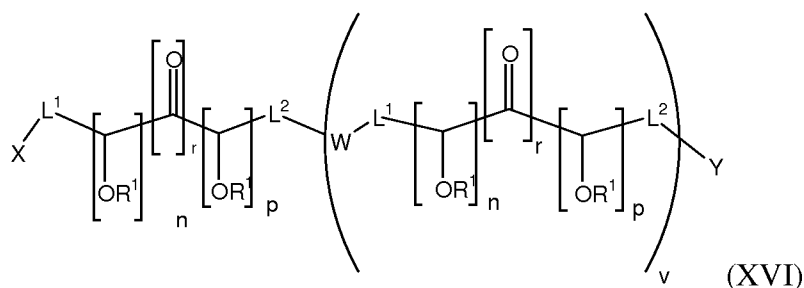
[00120] The compound may have at least one X, Y, or Z may be a vinylsulfone

group or has the formula: , wherein R¹⁰ is an electron withdrawing group; and R¹¹ is an optionally substituted aryl.

[00121] Optionally, the multimer of the compound may be linear and have the following structure XVI

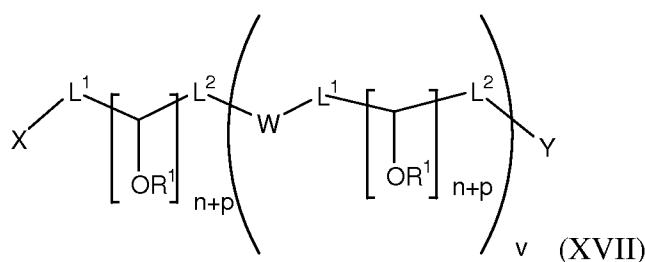


wherein v is an integer from 2 to about 2000. More preferably, each -L³-Z portion of the compound is -OR¹ and has the following structure XXI

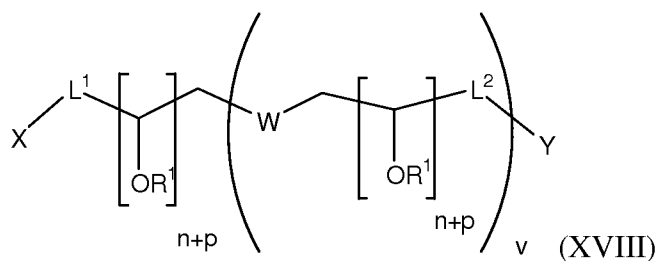


wherein

R^1 is independently selected from the group consisting of hydrogen, C_1 - C_8 alkyl, benzoyl, acetyl, benzyl, C_1 - C_8 alkyl silyl, cyclic ortho ester, actinide, acetate, tetrahydropyranyl, tetrahydrofuranyl, and tetrahydrothiofuranyl. Even more preferably, each r is 0 and the multimer has the following structure XVII



wherein R^1 is independently selected from the group consisting of hydrogen, C_1 - C_8 alkyl, benzoyl, acetyl, benzyl, C_1 - C_8 alkyl silyl, cyclic ortho ester, actinide, acetate, tetrahydropyranyl, tetrahydrofuranyl, and tetrahydrothiofuranyl. Even more preferably, the compound has the following structure XVIII



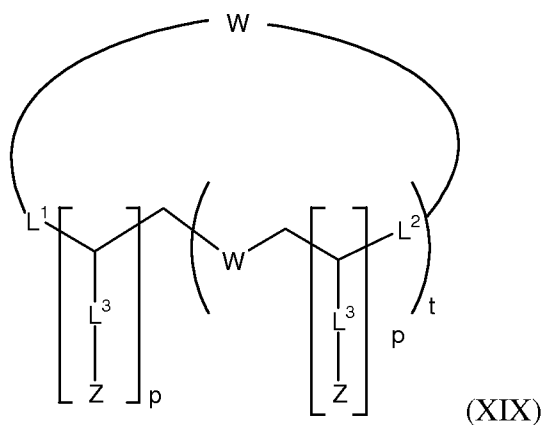
wherein R^1 is independently selected from the group consisting of hydrogen, C_1 - C_8 alkyl, benzoyl, acetyl, benzyl, C_1 - C_8 alkyl silyl, cyclic ortho ester, actinide, acetate, tetrahydropyranyl, tetrahydrofuranyl, and tetrahydrothiofuranyl. Even more preferably, the compound wherein W is selected from the group consisting

of -S-, -O-, -NH-, -C(=O)NH-, -NHC(=O)-, -S(=O)-, -S(=O)₂-, -P(=S)₂O-, and -P(=S)(=O)O-.

Optionally W may be selected from the group consisting of -S-, -O-, -S(=O)-, -S(=O)₂-, -P(=S)₂O-, and -P(=S)(=O)O-. Preferably, W is -O-.

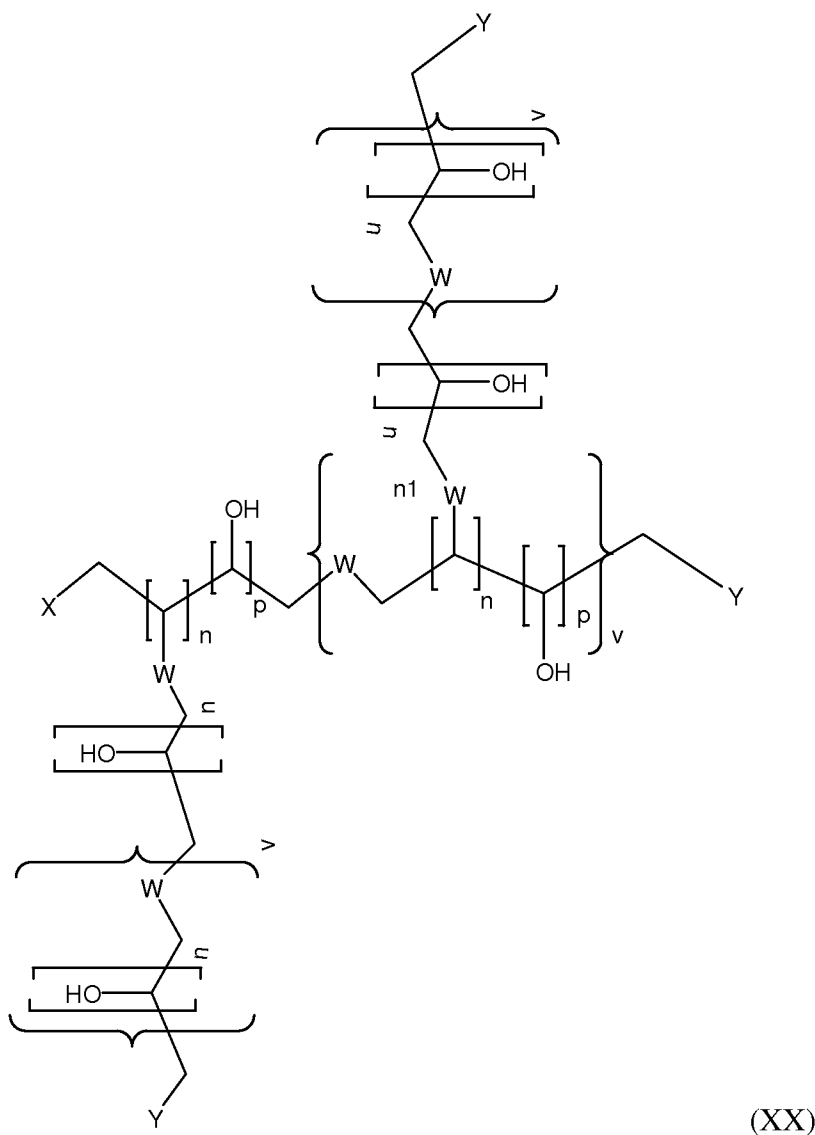
Optionally, X and Y is not the same.

[00122] Optionally, the compound may be a multimer which is cyclic having the structural formula XIX



wherein t is an integer from 3 to about 2000, each n may be independently selected from 2 to about 12 and each p may be independently selected from 1 to about 12.

[00123] Optionally, the compound may be a multimer which is a branched macro sugar alcohol compound having the structural formula XX:

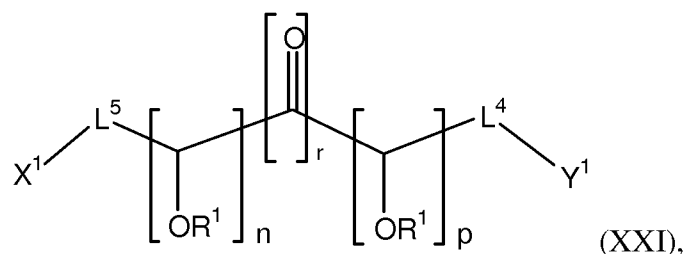


wherein each n and p is an integer independently selected from 0 to 12, and $n+p$ is between 2 and 12

each n is an integer independently selected from 1 to 12;

each v is an integer independently selected from 0 to 2000.

[00124] The present invention also provides, a monomeric sugar alcohol having the chemical structural Formula XXI:



each of n and p may be independently selected from 0 and an integer selected from 1 to about 12; and $n + p$ is between 2 and 12;

r is 0 or 1;

each of X^1 may be independently selected from $-\text{OH}$, $-\text{J}$, $-\text{C}(=\text{O})-\text{CH}_2-\text{J}$, $-\text{OR}^5$, $-\text{S}-\text{S}-\text{R}^8$, $-\text{NH}-\text{C}(=\text{O})-\text{CH}_2\text{CH}_2-\text{S}-\text{S}-\text{R}^8$, $-\text{S}-\text{C}(=\text{O})-\text{CH}_3$, $-\text{C}(=\text{O})\text{H}$, $-\text{C}(=\text{O})-\text{R}^5$, $-\text{C}(=\text{O})\text{OH}$, $-\text{C}\equiv\text{C}-\text{R}^5$, $-\text{N}=\text{N}^+=\text{N}^-$, $-\text{O}-\text{NH}_2$, $-\text{O}-\text{NH}-\text{Fmoc}$, $-\text{O}-\text{NH}-\text{Boc}$, $-\text{O}-\text{N}-(\text{Boc})_2$, $-\text{O}-\text{N}(-\text{phthalimidyl})$, $-\text{C}(=\text{O})-\text{NH}-\text{NH}_2$, a phenol group, an optionally substituted trifluoromethylphenyldiazirine, a diene, a dienophile, a 1,3-dipole, a dipolarophile, an alkene, a ketene, an olefin, an alkene with allylic hydrogen, an optionally substituted *N*-hydroxysuccinimide ester, a imidoester, a maleimide, ;

each of Y^1 may be independently selected from $-\text{S}-\text{S}-\text{tButyl}$, $-\text{SR}^7$, $-\text{S}-\text{S}-\text{R}^8$, $-\text{NH}-\text{C}(=\text{O})-\text{CH}_2\text{CH}_2-\text{S}-\text{SR}^8$, $-\text{NHR}^7$, $-\text{NH}-\text{Fmoc}$, $-\text{NH}-\text{Boc}$, $-\text{O}-\text{NH}_2$, $-\text{O}-\text{NH}-\text{Fmoc}$, $-\text{O}-\text{NH}-\text{Boc}$, $-\text{O}-\text{N}-(\text{Boc})_2$, $-\text{O}-\text{N}(-\text{phthalimidyl})$, an optionally substituted trifluoromethylphenyldiazirine, an optionally substituted *N*-hydroxysuccinimide ester, a imidoester, a maleimide;

each R^1 may be independently selected from the group consisting of hydrogen, C_1-C_8 alkyl, benzoyl, acetyl, benzyl, C_1-C_8 alkyl silyl, cyclic ortho ester, actinide, acetate, tetrahydropyranyl, tetrahydrofuranyl, and tetrahydrothiofuranyl;

each R^5 may be independently selected from hydrogen, C_1-C_8 alkyl, alicyclyl, heteroalicyclyl, benzyl or aryl, wherein any ring in R^5 is optionally substituted.

each R^7 may be independently selected from trityl, MMT, and DMT;

each R^8 may be independently selected from 2-pyridyl, 4-pyridyl, 5-nitro-2-pyridyl, 5-nitro-4-pyridyl, 2-nitrophenyl, 4-nitrophenyl, 3-carboxy-4-nitrophenyl, and 2,4-dinitrophenyl;

each J may be independently selected from Cl, Br, and I

L^4 and L^5 may be independently selected from a bond, $-\text{CH}_2-$,

$-\text{C}(=\text{O})-\text{NH}-\text{C}_{1-8 \text{ alkyl}}-$, $-\text{CH}_2-\text{NH}-\text{C}(=\text{O})-\text{C}_{1-8 \text{ alkyl}}-$, $-\text{CH}_2-\text{C}(=\text{O})-\text{NH}-\text{C}_{1-8 \text{ alkyl}}-$,

“*” represents a portion of L^4 and L^5 bound X^1 or Y^1 .

[00125] Optionally, the monomeric sugar alcohol may have

X^1 be $-\text{C}(=\text{O})-\text{OH}$; r is 0, and Y^1 be independently selected from $-\text{NH}-R^7$, $-\text{NH}-\text{Fmoc}$, $-\text{NH}-\text{Boc}$, $-\text{S}-\text{S}-R^8$, $-\text{S}-\text{S}-R^7$, $-\text{S}-\text{S}-\text{tButyl}$, $-\text{O}-\text{NH}-\text{Fmoc}$, $-\text{O}-\text{N}-(\text{Boc})_2$, and $-\text{O}-\text{N}(-\text{phthalimidyl})$; wherein;

each R^8 is independently selected from 2-pyridyl, 4-pyridyl, 5-nitro-2-pyridyl, 5-nitro-4-pyridyl, 2-nitrophenyl, 4-nitrophenyl, 3-carboxy-4-nitrophenyl, and 2,4-dinitrophenyl;

each R^7 is independently selected from trityl, MMT, and DMT; and when r is 1, then Y^1 is OR^1 , wherein;

each R^1 is independently selected from the group consisting of hydrogen, C_1-C_8 alkyl, benzoyl, acetyl, benzyl, C_1-C_8 alkyl silyl, cyclic ortho ester, actinide, acetate, tetrahydropyranyl, tetrahydrofuranyl, and tetrahydrothiofuranyl.

[00126] Optionally, the monomeric sugar alcohol may have

[00127] X^1 be a phosphoramidite;

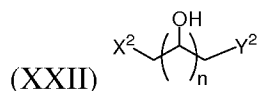
when r is 0, Y^1 be independently selected from $-\text{S}-\text{S}-(\text{C}_1-\text{C}_4 \text{ alkyl})-\text{OR}^7$, $\text{S}-\text{S}-R^8$, $-\text{NH}-\text{TFA}$, $-\text{NH}-R^7$, wherein

each R^7 is independently selected from trityl, MMT, and DMT

each R^8 is independently selected from 2-pyridyl, 4-pyridyl, 5-nitro-2-pyridyl, 5-nitro-4-pyridyl, 2-nitrophenyl, 4-nitrophenyl, 3-carboxy-4-nitrophenyl, and 2,4-dinitrophenyl.

[00128] The monomeric sugar alcohol may have X^1 and Y^1 not be the same. More preferably, at least one of X^1 and Y^1 is selected from the group consisting of $-O-NH_2$, $-S-S-R^8$, $-NH-C(=O)-CH_2CH_2-S-S-R^8$, an optionally substituted *N*-hydroxysuccinimide ester group, a optionally substituted trifluoromethylphenyldiazirine, a maleimide group; wherein each R^8 is independently selected from 2-pyridyl, 4-pyridyl, 5-nitro-2-pyridyl, 5-nitro-4-pyridyl, 2-nitrophenyl, 4-nitrophenyl, 3-carboxy-4-nitrophenyl, and 2,4-dinitrophenyl

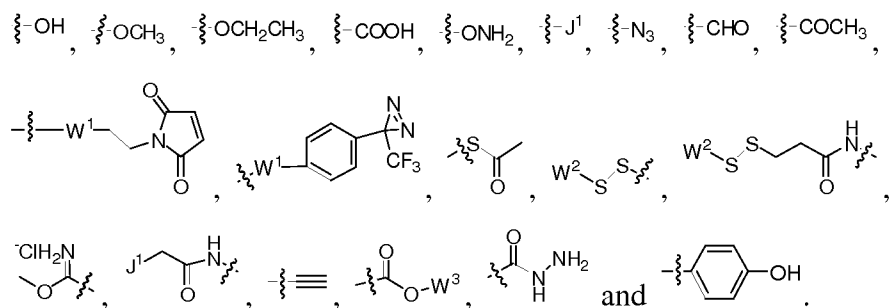
[00129] The monomeric sugar alcohol may have the structure of Formula (XXII)



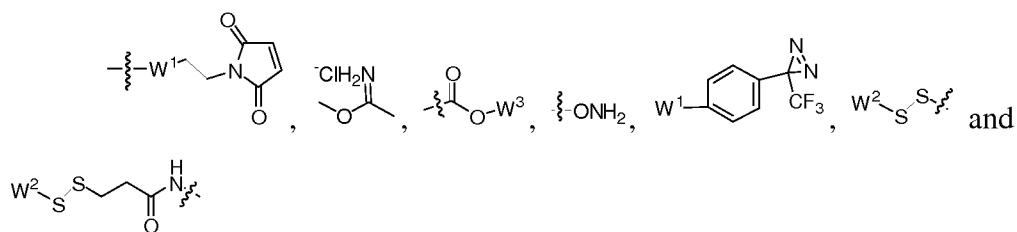
wherein.

n is an integer selected from about 2 to about 8;

X² is a chemical- or photocrosslinking group selected from the group consisting of



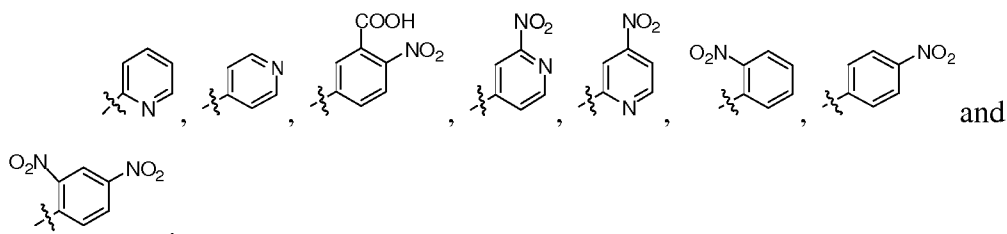
Y² is a chemical- or photocrosslinking group selected from the group consisting of:



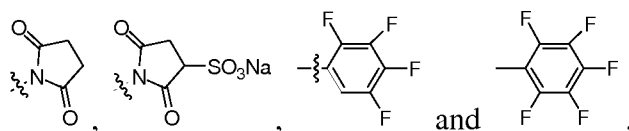
W^1 is an independent linker selected from the group consisting of
 $-C(=O)-NH-$, and, $-NH-C(=O)-$;

each of J^1 is independently selected from Cl, Br and I;

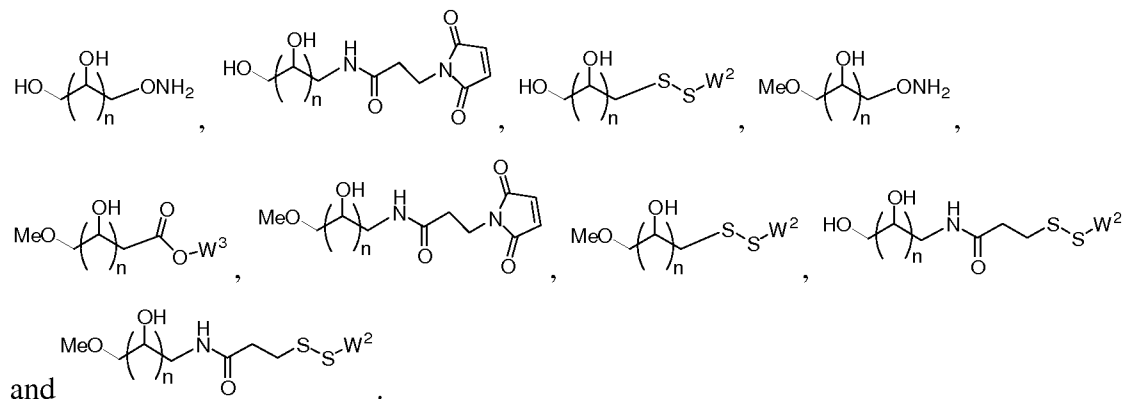
each of W^2 is independently selected from the group consisting of



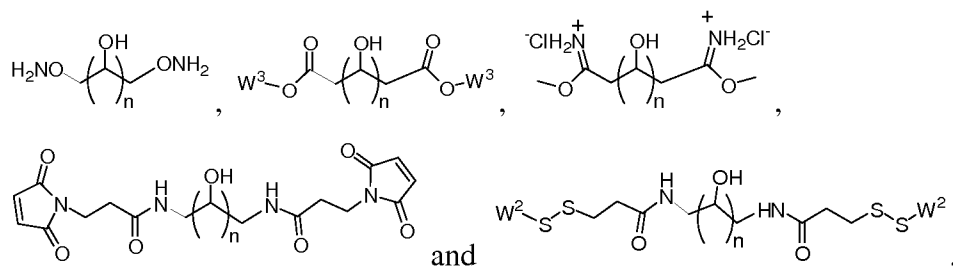
each of W^3 is independently selected from the group consisting of



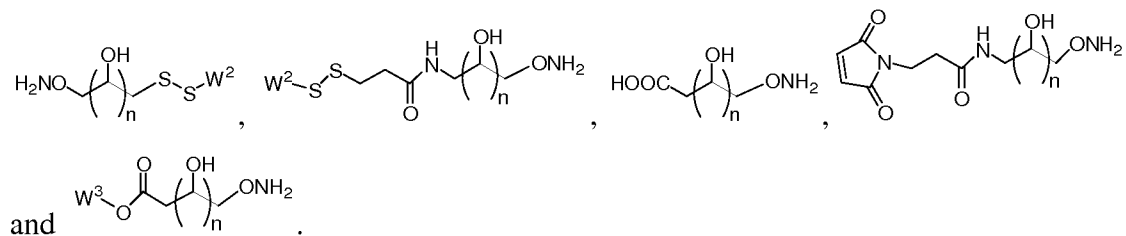
[00130] Preferably, the monomeric sugar alcohol may has the structure of a
 chemical formula selected from the group consisting of



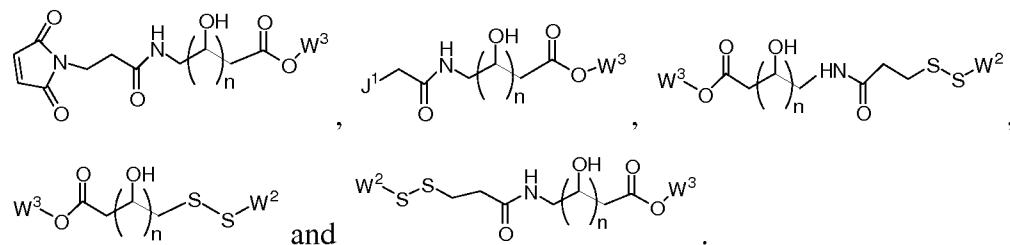
[00131] More preferably, the monomeric sugar alcohol has the structure of a
 chemical formula selected from the group consisting of



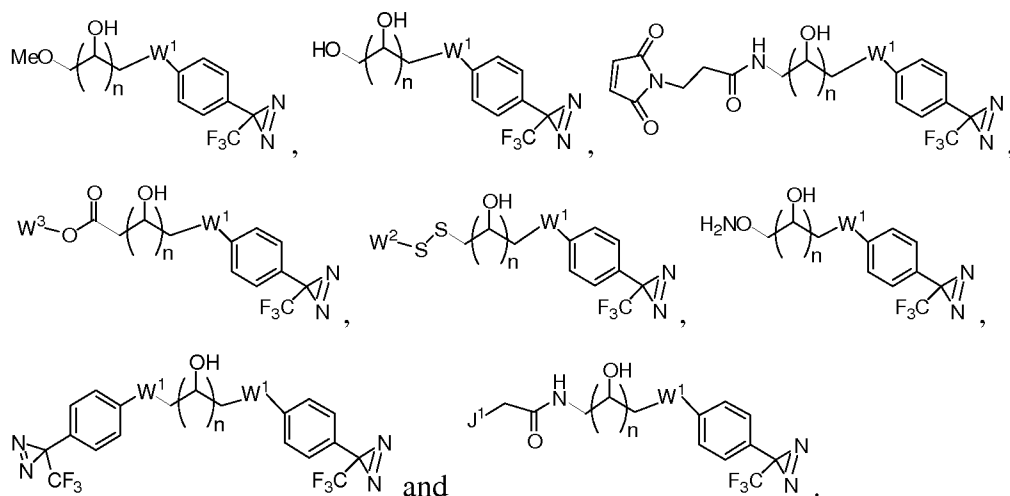
[00132] Alternatively, the monomeric sugar alcohol has chemical formula selected from the group consisting of



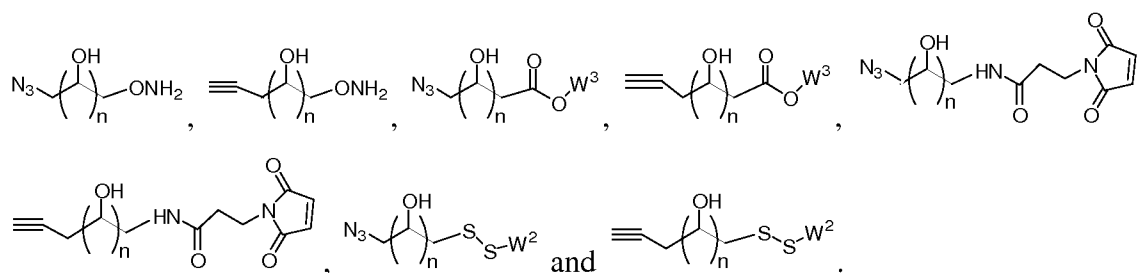
[00133] Alternatively, the monomeric sugar alcohol has chemical formula selected from the group consisting of



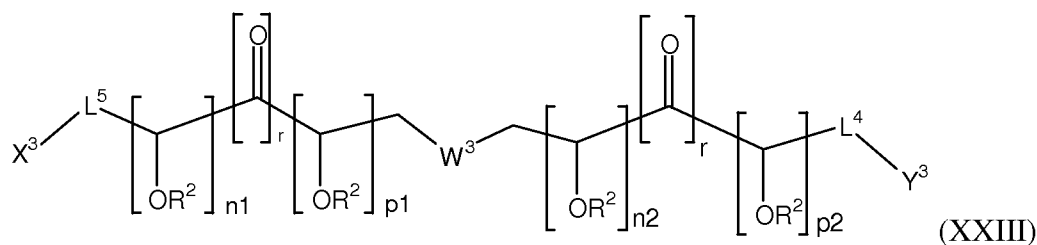
[00134] Most preferably, the monomeric sugar alcohol has chemical formula selected from the group consisting of



[00135] Most preferably, the monomeric sugar alcohol has chemical formula selected from the group consisting of



[00136] The present invention also provides for a dimeric sugar alcohol having the chemical structural Formula XXIII:



each of n₁, n₂, p₁, and p₂ is independently selected from 0 and an integer selected from 1 to about 12; and n₁ + p₁ is between 1 and 12, n₂ + p₂ is between 2 and 12;

r is 0 or 1;

wherein W^3 is selected from the group consisting of -S-, -O-, -NH-, -NC₁-C₆alkyl-, -C(=O)NH-, -NHC(=O)-, -S(=O)-, -S(=O)₂-, -P(=S)₂O-, and -P(=S)(=O)O-.

each of X^3 is independently selected from -OH, -J, -C(=O)-CH₂-J, -OR⁵, -S-S-R⁸, -NH-C(=O)-CH₂CH₂-S-S-R⁸, -S-C(=O)-CH₃, -C(=O)H, -C(=O)-R⁵, -C(=O)OH, -C≡C-R⁵, -N=N⁺=N⁻, -O-NH₂, -O-NH-Fmoc, -O-NH-Boc, -O-N-(Boc)₂, -O-N(-phthalimidyl), -C(=O)-NH-NH₂, a phenol group, an optionally substituted trifluoromethylphenyldiazirine, a diene, a dienophile, a 1,3-dipole, a dipolarophile, an alkene, a ketene, an olefin, an alkene with allylic hydrogen, an optionally substituted *N*-hydroxysuccinimide ester, and a imidoester, a maleimide, and a phosphoramidite;

each of Y^3 is independently selected from the group consisting of -S-S-tButyl, -SR⁷, -S-S-R⁸, -NH-C(=O)-CH₂CH₂-S-S-R⁸, -NHR⁷, -NH-Fmoc, -NH-Boc, -O-NH₂, -O-NH-Fmoc, O-NH-Boc, -O-N-(Boc)₂, -O-N(-phthalimidyl), an optionally substituted trifluoromethylphenyldiazirine, an optionally substituted *N*-hydroxysuccinimide ester, a imidoester, and a maleimide;

each R^6 is independently selected from a group consisting of benzoyl, acetyl, benzyl, C₁-C₈ alkyl silyl, cyclic ortho ester, actinide, acetate, tetrahydropyranyl, tetrahydrofuranyl, and tetrahydrothiofuranyl;

each R^7 is independently selected from the group consisting of trityl, MMT, and DMT;

each R^8 is independently selected from the group consisting of 2-pyridyl, 4-pyridyl, 5-nitro-2-pyridyl, 5-nitro-4-pyridyl, 2-nitrophenyl, 4-nitrophenyl, 3-carboxy-4-nitrophenyl, and 2,4-dinitrophenyl;

each J is independently selected from the group consisting of Cl, Br, and I

L^4 and L^5 is independently selected from the group consisting of a bond,

—CH₂—*,

—C(=O)-NH-C_{1-8 alkyl}—*, —CH₂-NH-C(=O)-C_{1-8 alkyl}—*, —CH₂-

and C(=O)-NH-C_{1-8 alkyl}—*,

“*” represents a portion of L^4 and L^5 bound X^3 or Y^3 .

[00137] Preferably, the dimeric sugar alcohol compound has a W^3 selected from the group consisting of -S-, -O-, -S(=O)-, -S(=O)₂-, -P(=S)₂O-, and -P(=S)(=O)O-.

[00138] The dimeric sugar alcohol compound may have a W^3 which is -O-
The dimeric sugar alcohol compound may have X^3 is -C(=O)-OH, r is 0, and Y^3 is independently selected from the group consisting of -NH- R^7 , -NH-Fmoc, -NH-Boc, -S-S- R^8 , -S-S- R^7 , -S-S-tButyl, -O-NH-Fmoc, -O-N-(Boc)₂, and -O-N(-phthalimidyl); wherein,
each R^8 is independently selected from 2-pyridyl, 4-pyridyl, 5-nitro-2-pyridyl, 5-nitro-4-pyridyl, 2-nitrophenyl, 4-nitrophenyl, 3-carboxy-4-nitrophenyl, and 2,4-dinitrophenyl;
each R^7 is independently selected from the group consisting of trityl, MMT, and DMT; and
when r is 1, then Y is OR^1 wherein;
 R^1 is independently selected from the group consisting of hydrogen, C₁-C₈ alkyl, benzoyl, acetyl, benzyl, C₁-C₈ alkyl silyl, cyclic ortho ester, actinide, acetate, tetrahydropyranyl, tetrahydrofuranyl, and tetrahydrothiofuranyl.

[00139] The dimeric sugar alcohol compound may have X^3 be a phosphoramidite when r is 0, Y^3 is independently selected from the group consisting of -S-S-(C₁-C₄ alkyl)- OR^7 , S-S- R^8 , -NH-TFA, -NH- R^7 , wherein
each R^7 is independently selected from trityl, MMT, and DMT
each R^8 is independently selected from 2-pyridyl, 4-pyridyl, 5-nitro-2-pyridyl, 5-nitro-4-pyridyl, 2-nitrophenyl, 4-nitrophenyl, 3-carboxy-4-nitrophenyl, and 2,4-dinitrophenyl.

[00140] The dimeric sugar alcohol compound may have X^3 and Y^3 not be the same.

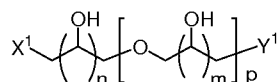
[00141] The dimeric sugar alcohol compound may have X^3 and Y^3 be independently selected from the group consisting of $-O-NH_2$, $-S-S-R^8$, $-NH-C(=O)-CH_2CH_2-S-S-R^8$, an optionally substituted *N*-hydroxysuccimide ester group, a optionally substituted trifluoromethylphenyldiazirine, and a maleimide group; wherein,

each R^8 is independently selected from the group consisting of 2-pyridyl, 4-pyridyl, 5-nitro-2-pyridyl, 5-nitro-4-pyridyl, 2-nitrophenyl, 4-nitrophenyl, 3-carboxy-4-nitrophenyl, and 2,4-dinitrophenyl.

[00142] The dimeric sugar alcohol compound may have X^3 be an aminooxy group, Y^3 be selected from the group consisting of a maleimide group, a sulfhydryl group, a disulfide group, a haloacetyl group, an azide group, and an alkyne group.

[00143] The dimeric sugar alcohol compound may have X^3 be an optionally substituted *N*-hydroxysuccinimide ester, Y^3 be selected from the group consisting of a maleimide group, a sulfhydryl group, a disulfide group, a haloacetyl group, an azide group, and an alkyne group.

[00144] The present invention also provides an embodiment of a first sugar alcohol-derived compound that has a chemical formula



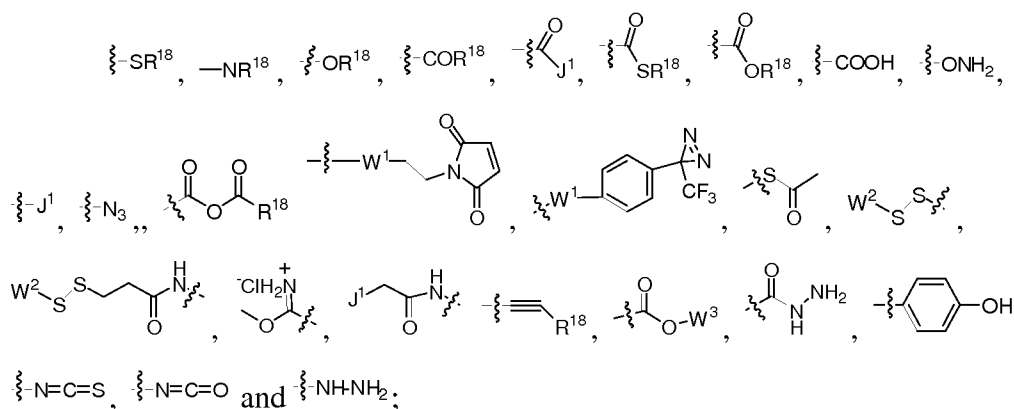
wherein,

n is an integer from 2 to about 8;

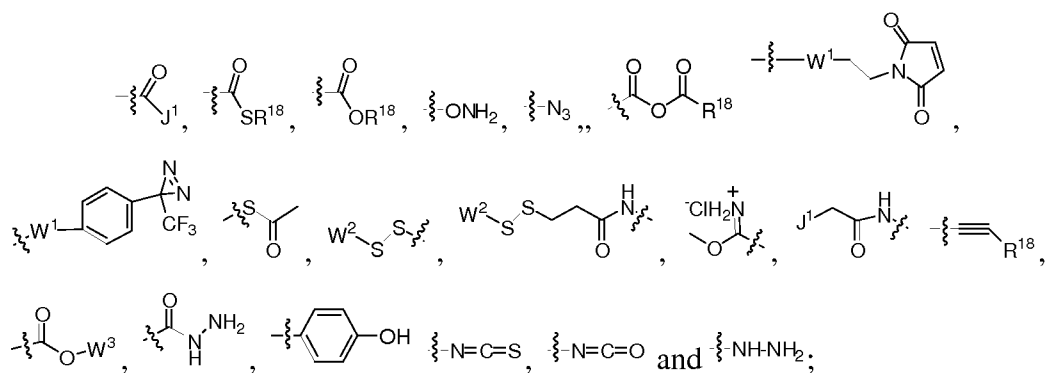
m is an integer from 1 to about 8;

p is an integer from 1 to about 2000;

each of X^1 is selected from the group consisting of:



each Y^1 is selected from the group consisting of

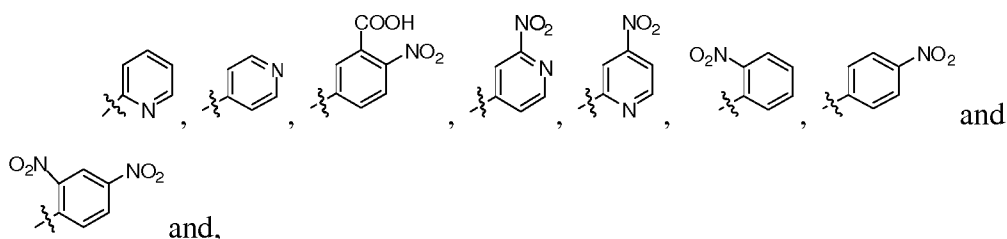


each W¹ is selected from the group consisting of -C(=O)-NH- and -NH-C(=O)-;

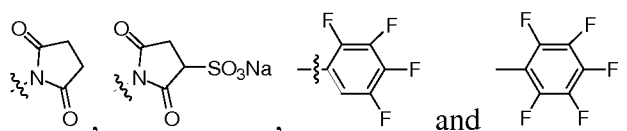
each J¹ is selected from the group consisting of Cl, Br or I;

R¹⁸ is selected from the group consisting of hydrogen, C₁₋₈ alkyl, alicyclyl, heteroalicycyl, benzyl and aryl, wherein any ring in R¹⁸ is optionally substituted

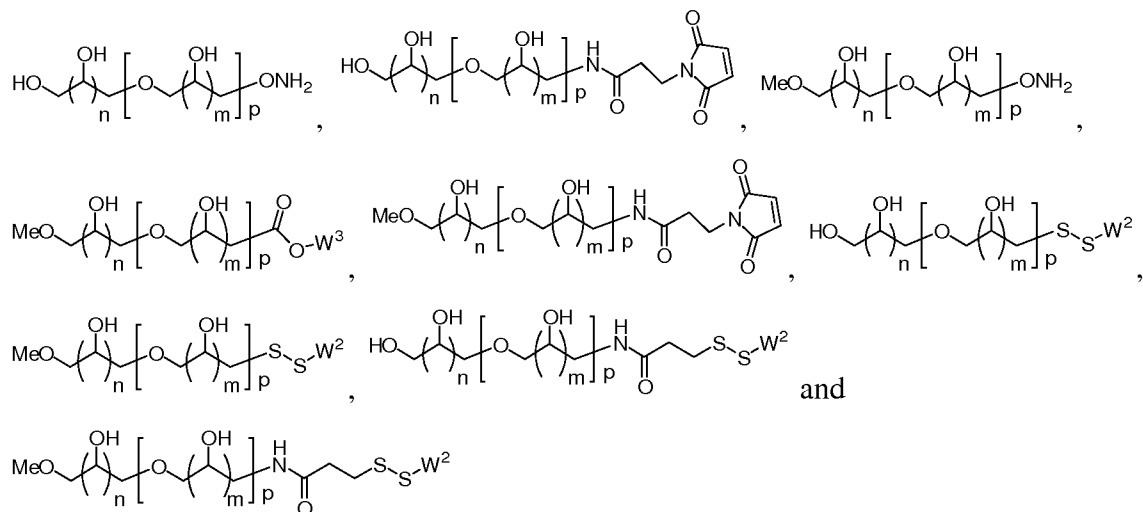
each W^2 is independently selected from the group consisting of



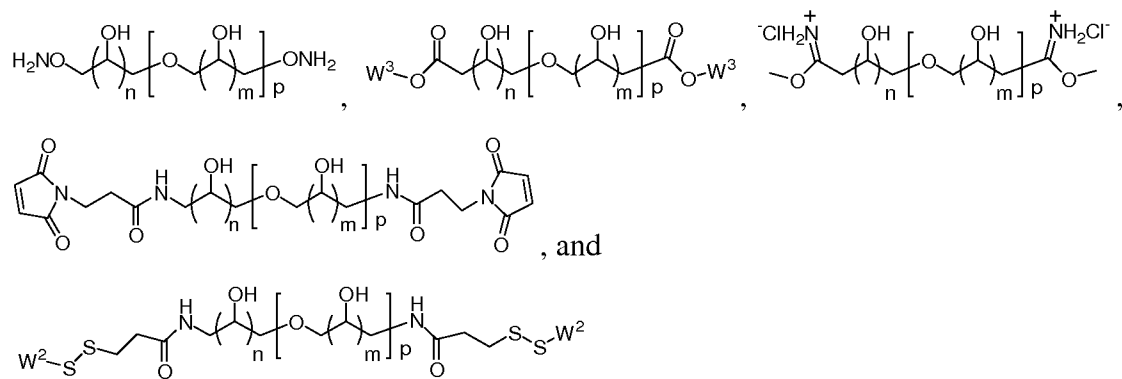
each of W^3 is independently selected from the group consisting of



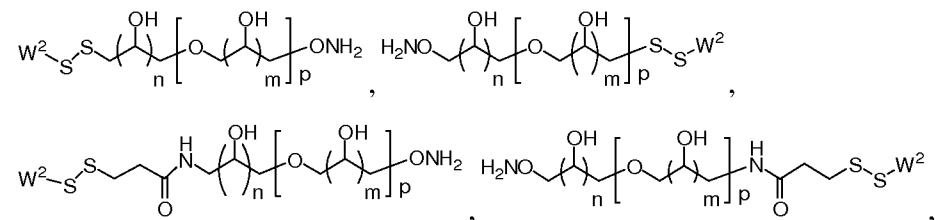
[00145] Preferably, the first sugar alcohol-derived compound has a chemical formula selected from the group consisting of:

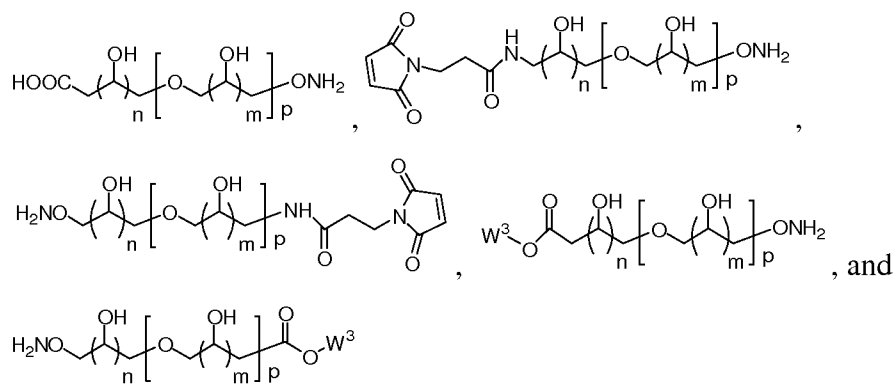


[00146] More preferably, the first sugar alcohol-derived compound has a chemical formula selected from the group consisting of:

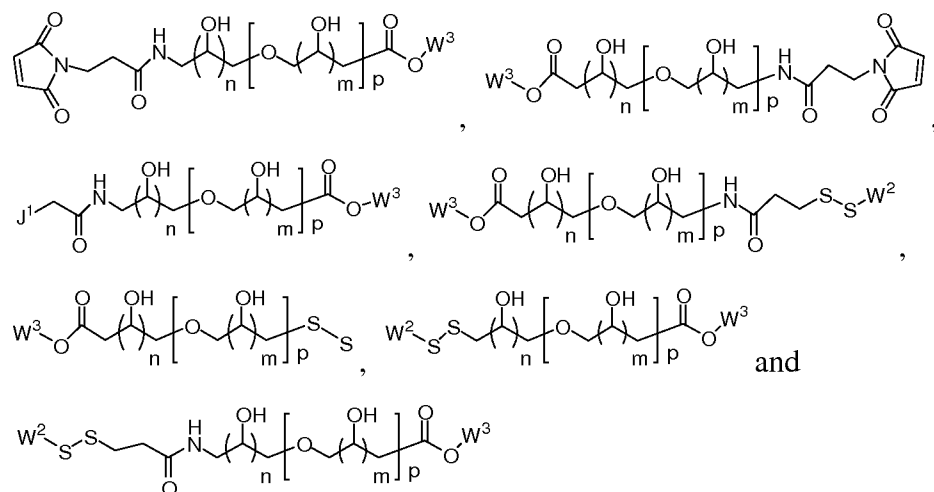


[00147] Most preferably, the first sugar alcohol-derived compound has a chemical formula selected from the group consisting of:

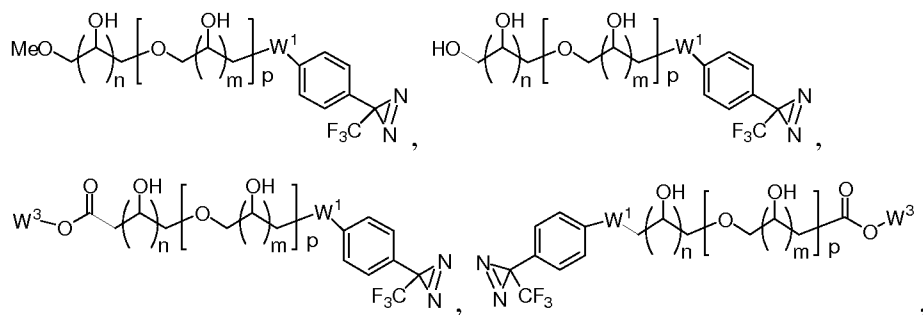


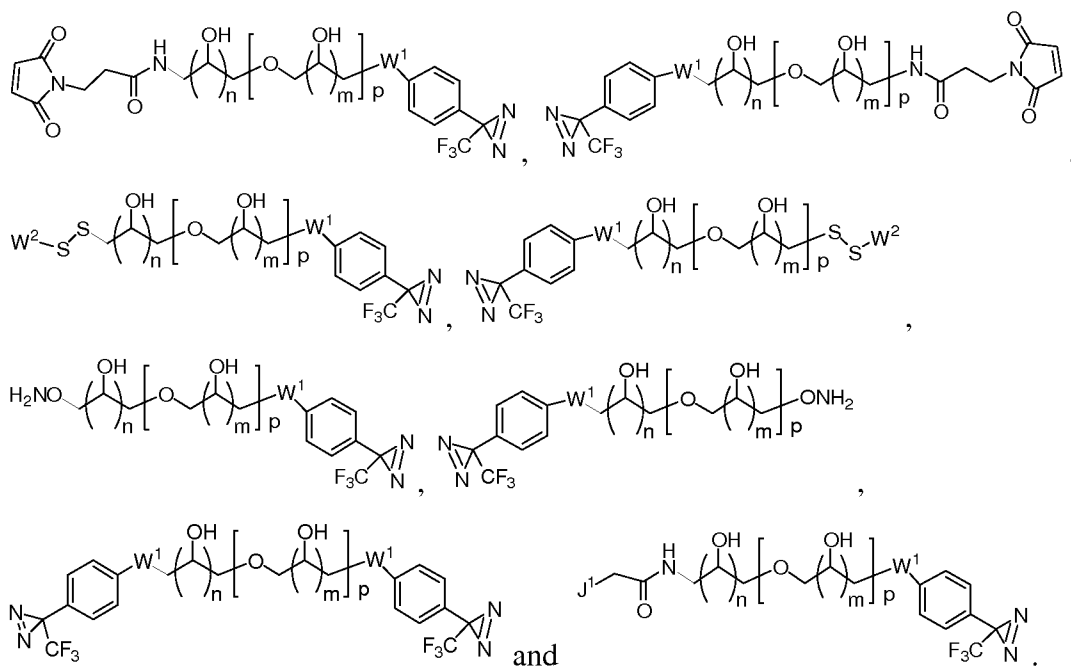


[00148] Alternativley, the first sugar alcohol-derived compound has a chemical formula has a chemical formula selected from the group consisting of:

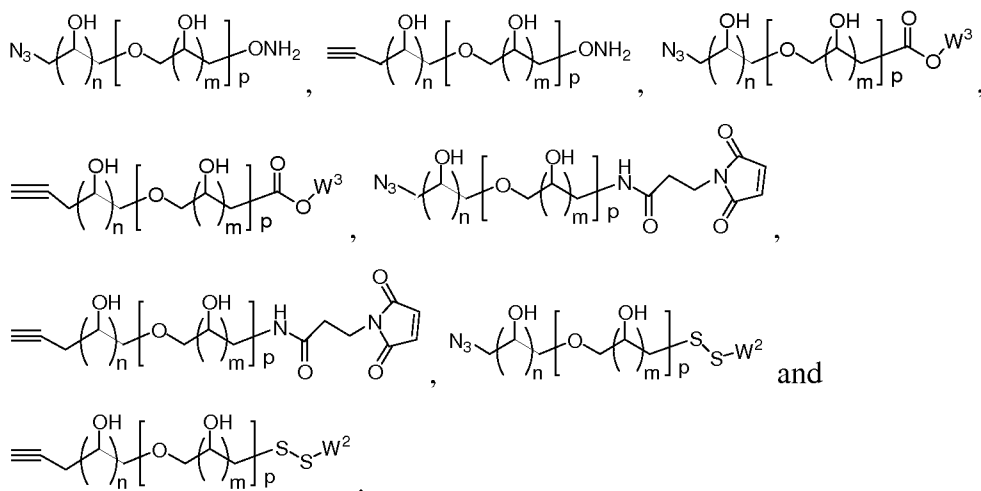


[00149] Alternativley, the first sugar alcohol-derived compound has a chemical formula selected from the group consisting of:





[00150] Alternatively, the first sugar alcohol-derived compound has a chemical formula selected from the group consisting of:



[00151] Preferably, the first sugar alcohol-derived compound has a p which is an integer from 1 to about 1000.

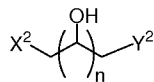
[00152] Preferably, compound embodiment may be a sugar alcohol derived compound wherein p is an integer from 1 to about 500.

[00153] Optionally, the molecular weight of the first sugar alcohol-derived compound may be about 5 KDa to about 500 KDa. Preferably, the molecular weight of the compound is about 10 KDa to about 100 KDa. More preferably, the molecular weight of the compound is about 10 KDa to about 60 KDa.

[00154] Optionally, the first sugar alcohol-derived compound is about 90% pure. Preferably, the compound is about 95% pure. More preferably, the compound is about 97% pure.

[00155] The molecular weight of the first sugar alcohol-derived compound may be about 5 KDa to about 500 KDa and the compound may be about 90% pure. More preferably the molecular weight of compound may be about 10 KDa to about 100 KDa and the compound may be about 90% pure. Most preferably, the molecular weight of the compound may be about 10 KDa to about 60 KDa and the compound may be about 90% pure.

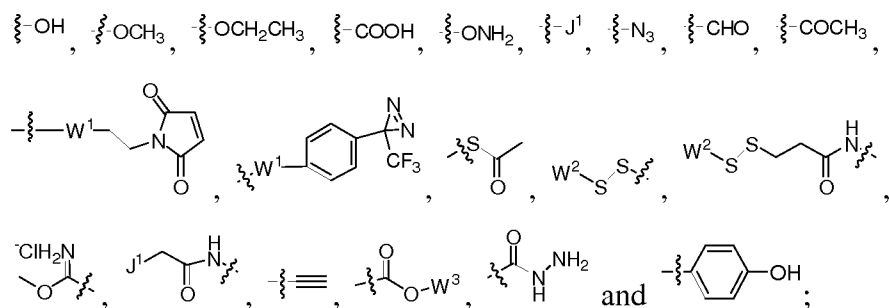
[00156] The present invention also provides a second sugar alcohol-derived compound having the chemical formula.



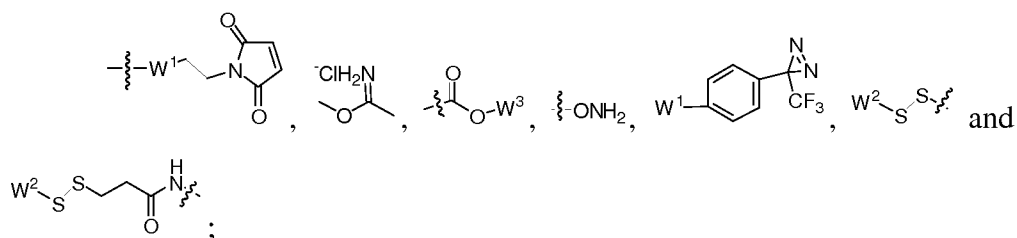
wherein,

n is an integer from 2 to about 8;

X² is a chemical- or photocrosslinking group selected from the group consisting of



Y² is a chemical- or photocrosslinking group selected from the group consisting of

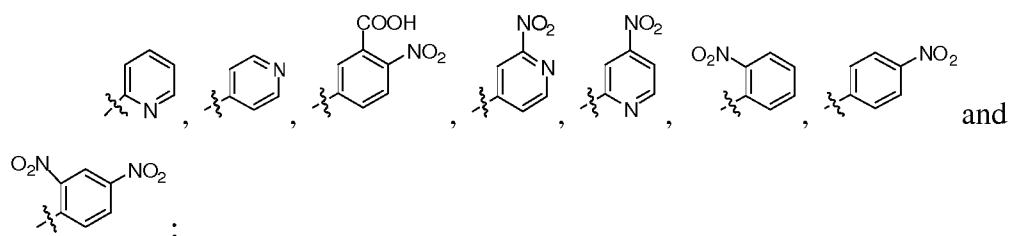


W^1 is an independent linker selected from the group consisting of

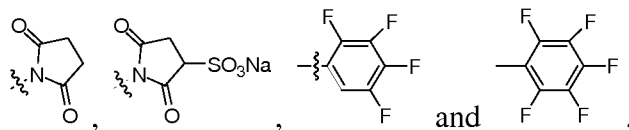
-C(=O)-NH-, and, -NH-C(=O)-;

each J^1 is independently selected from Cl, Br and I;

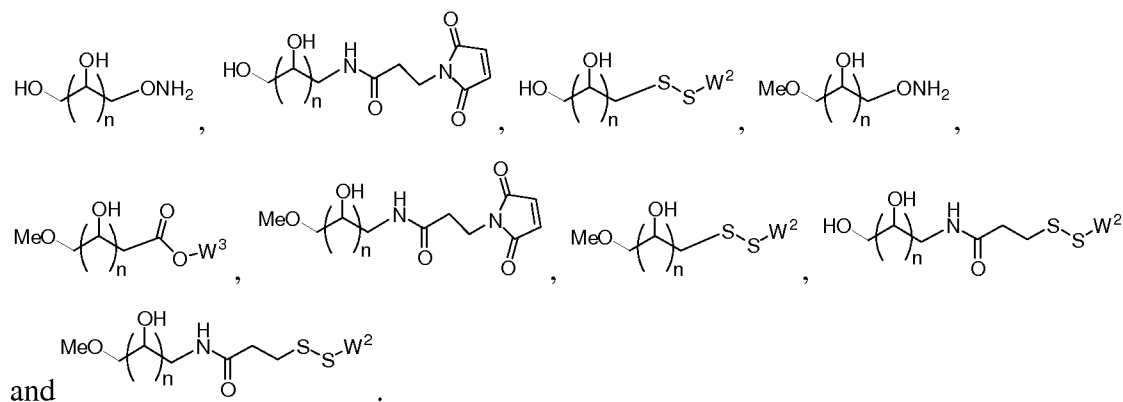
each W^2 is independently selected from the group consisting of



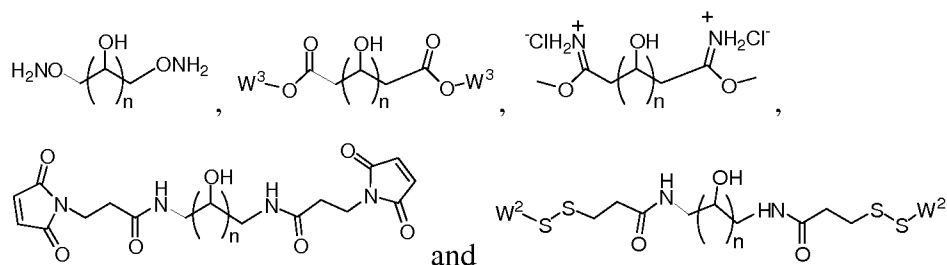
each W^3 is independently selected from the group consisting of



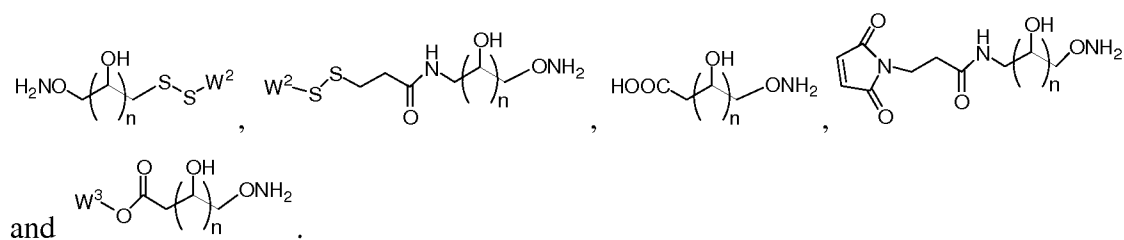
[00157] Preferably the second sugar alcohol-derived compound has a chemical formula selected from the group consisting of



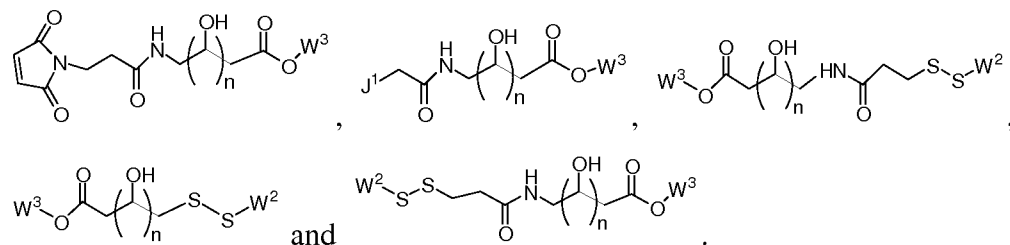
[00158] Preferably the second sugar alcohol-derived compound has a chemical formula selected from the group consisting of



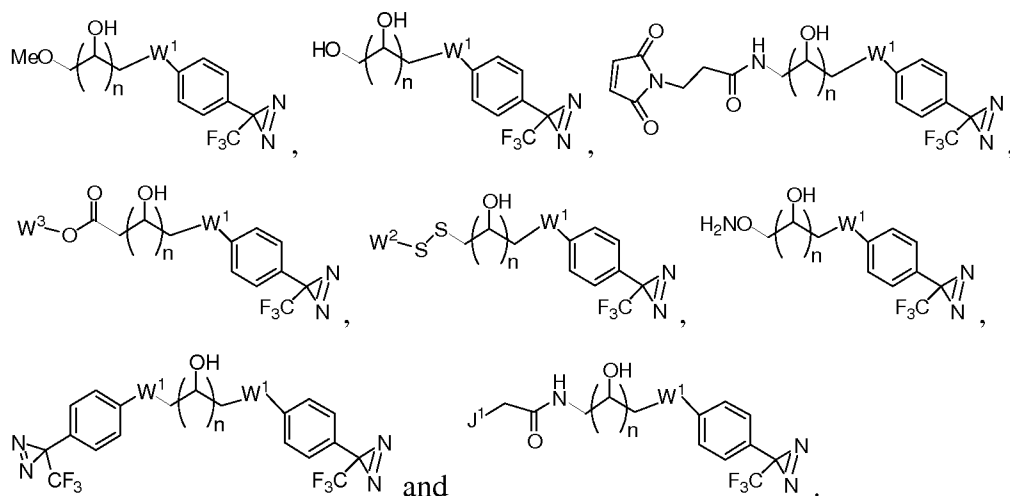
[00159] Preferably the second sugar alcohol-derived compound has a chemical formula selected from the group consisting of



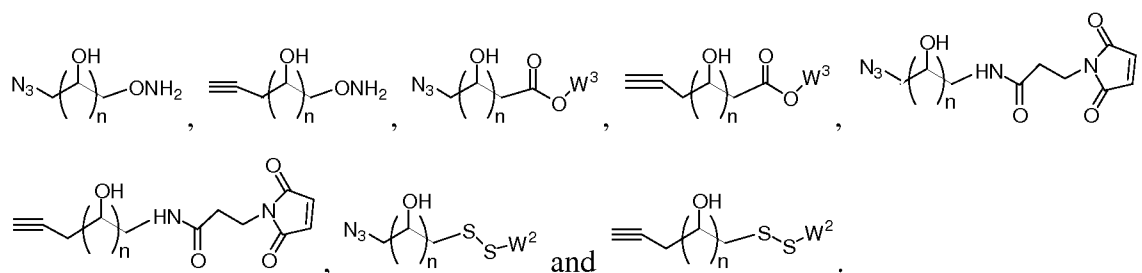
[00160] Preferably the second sugar alcohol-derived compound has a chemical formula selected from the group consisting of



[00161] Preferably the second sugar alcohol-derived compound has a chemical formula selected from the group consisting of



[00162] Preferably the second sugar alcohol-derived compound has a chemical formula selected from the group consisting of



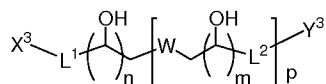
[00163] Optionally, the molecular weight of the second sugar alcohol-derived compound may be about 5 KDa to about 500 KDa. Preferably, the molecular weight of the compound is about 10 KDa to about 100 KDa. More preferably, the molecular weight of the compound is about 10 KDa to about 60 KDa.

[00164] Optionally, the second sugar alcohol-derived compound is about 90% pure. Preferably, the compound is about 95% pure. More preferably, the compound is about 97% pure.

[00165] Preferably, the molecular weight of the second sugar alcohol-derived compound may be about 5 KDa to about 500 KDa and the compound may be about 90% pure. More preferably the molecular weight of the compound may be about 10 KDa to about 100 KDa and the compound may be about 90% pure. Most preferably,

the molecular weight of the compound may be about 10 KDa to about 60 KDa and the compound is about 90% pure.

[00166] The present invention also provides a third sugar alcohol derived compound having a chemical formula



wherein

n is an integer selected from 2 to about 8;

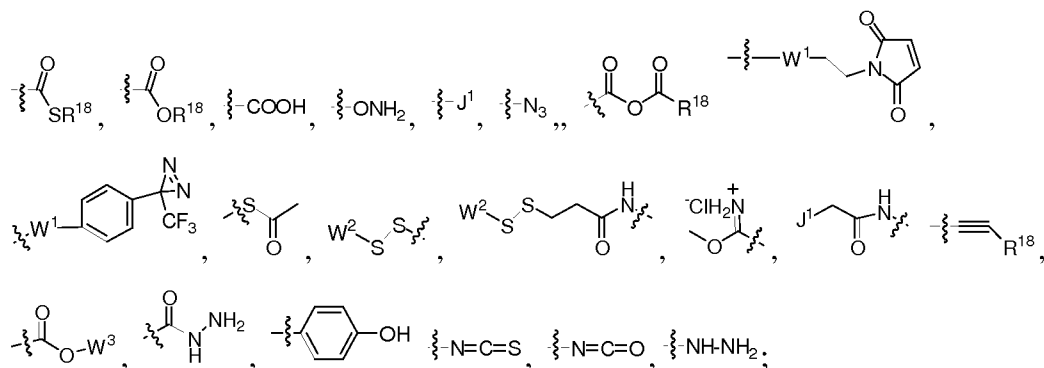
m is an integer selected from 1 to about 8;

p is an integer selected from 2 to about 2000;

wherein each W is independently selected from -S-, -NH-, -O-, -NC₁-C₆alkyl-, -C(=O)NH-, -NHC(=O)-, -S(=O)-, -S(=O)₂-, -P(=O)₂O-, -P(=S)₂O-, -C(=O)O- and -P(=S)(=O)O-.

each of X^3 and Y^3 is independently a chemical- or photocrosslinking

group selected from the group consisting of -SR^{18} , -NR^{18} , -OR^{18} , -COR^{18} , -C(=O)J^1 ,



a diene, a dienophil, a 1,3-dipole, a dipolarophile, an alkene, a ketene, an olefin, an alkene with allylic hydrogen, a benzophenone, an aryl diazonium, a vinylsulfone and an allyl sulfone;

L^1 and L^2 is independently selected from a bond, $-\text{CH}_2-$,

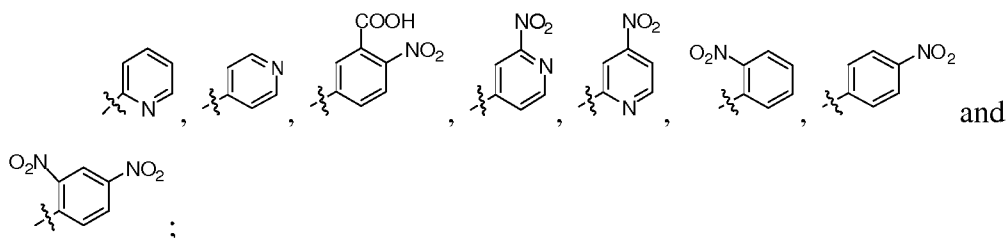
“*” represents a portion of L^1 and L^2 bound X^3 or Y^3 ;

R¹⁸ is hydrogen, C₁₋₈ alkyl; alicyclyl, heteroalicyclyl, benzyl or aryl, wherein any ring in R¹⁸ is optionally substituted.

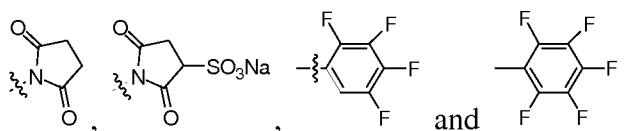
each of W^1 is an independent linker selected from the group consisting of
 $-C(=O)-NH-$, $-NH-C(=O)-$,

each of J^1 is independently selected from Cl, Br and I;

each of W^2 is independently selected from the group consisting of



each of W^3 is independently selected from the group consisting of



[00167] Preferably, the third sugar alcohol derived compound embodiment has a p which is an integer selected from about 2 to about 1000. More preferably, p is an integer selected from 1 to about 1000. Most preferably p is an integer selected from 1 to about 500.

[00168] Preferably, the third sugar alcohol derived compound has a molecular weight from about 5 KDa to to about 500 KDa. More preferably, the molecular weight of the compound is from about 10 KDa to about 100 KDa. Most preferably, the molecular weight of the compound is from about 10 KDa to about 60 KDa.

[00169] Preferably, the third sugar alcohol derived compound is about 90% pure. More preferably, the compound is about 95% pure. Most preferably, the compound is about 97% pure.

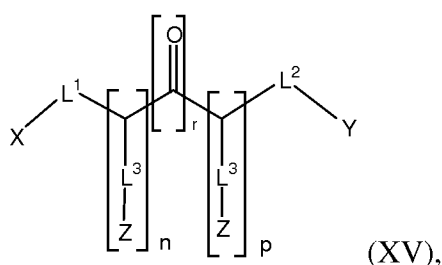
[00170] Preferably, the molecular weight of the third sugar alcohol-derived compound may be about 5 KDa to about 500 KDa and the compound may be about 90% pure. More preferably the molecular weight of compound may be about 10 KDa to about 100 KDa and the compound may be about 90% pure. Most preferably, the

molecular weight of the compound may be about 10 KDa to about 60 KDa and the compound may be about 90% pure.

[00171] The present invention provides methods and compositions, wherein a sugar alcohol (SA) molecule is used as a backbone for building a series of novel chemical entities, including SA crosslinking reagents and SA macromolecules, that are suitable for labeling and conjugating biomolecules and for drug delivery. The new molecules have significant advantages over the existing system. (i) Super hydrophilicity in which hydrophilicity is conferred from the hydrogen bonds. The SA has hydrogen bond donors and acceptors available throughout the molecule, making the molecule more similar to a network of water. As shown in **FIG. 1**, SA is much more hydrophilic (lower LogP value, LogP = -3.995) than the comparable PEG linker (LogP = -2.117). (ii) Single and pure high MW SA macromolecules can be synthesized easily. For the same atom length, SA has a higher MW compared to the PEG linker (**FIG. 1**). The MW of a similar length SA macromolecule is approximately 45% higher. The molecular and synthetic economy or efficiency can be advantageous when making high MW biological conjugates as a single compound. (iii) Multiple accessible functional groups in SA macromolecules. In the drug delivery field, a polymer with variable MW compounds is usually used, such as poly(lactic-co-glycolic acid) (PLGA), which has been widely used in a host of FDA approved therapeutic devices. However, when PLGA is used for labeling or conjugating biomolecules, the functional groups are only limited to the termini, resulting in very low loading of the molecules. This is also true for PEG. SA macromolecules have functional groups throughout the molecules and are easily accessible. Depending on the architecture of the SA macromolecules, a high-density 3D network of drug can be achieved. (iv) Biodegradability and biocompatibility. SA macromolecules are based on natural sugar alcohols and can easily be degraded *in vivo*. Where labeling is via an OH group using the ester linkage, it can be degraded (hydrolyzed) in the presence of water. This property makes SA crosslinking reagents and SA macromolecules great candidates for the delivery of small molecule drugs, as well as big molecule pharmaceuticals (*e.g.*, biologics).

[00172] The present invention provides a collection of novel SA crosslinking reagents with various functional groups that can be used for labeling, conjugating, and

immobilizing molecules of interest. In one aspect, the invention generally relates to a monomeric, linear, branched, or macrocyclic multimer sugar alcohol moiety comprising one or more of monomeric sugar alcohol unit B¹ (a modified SA unit). When the precursor compound comprises two or more monomeric sugar alcohol units, each monomeric sugar alcohol unit is bound to one or another monomeric sugar alcohol unit through a linking group W, wherein W is formed by a reaction between the X and Y portion of one monomeric unit with the X and Y of any other monomeric unit. Each B¹ has the chemical structure Formula XV:



wherein for each B¹, independently:

each of n and p is independently selected from 0 and an integer selected from about 1 to about 12; and n + p is between 1 and 12;

r is 0 or 1;

each of X, Y, and Z is a functional group; and

each of L¹, L², and L³ is a bond or linker.

In certain embodiments, each of -OH, -J, -R⁵J, -C(=O)-J, -C(=O)-CH₂-J, -NH-C(=O)-CH₂-J, -OR⁵, -OR⁶, -OR⁷, -O-Mesyl, -O-Tosyl, -NH-C(=O)-CH₂-O-Mesyl, -NH-C(=O)-CH₂-O-Tosyl, -SH, -S-S-tButyl, -SR⁷, -SR⁵, -S-S-R⁸, -S(=O)₂-J, -NH₂, -NHR⁵, -N(R⁵)R⁵, -NHR⁷, -NH-Fmoc, -NH-Boc, -C(=O)H, -C(=O)-R⁵, -C(=O)OH, -N=C=S, -N=C=O, -C≡C-R⁵, -N=N⁺=N⁻, -O-NH₂, -O-NH-Fmoc, -O-NH-Boc, -O-N-(Boc)₂, -O-N(-phthalimidyl), -NH-NH₂, -C(=O)-NH-NH₂, -NH-C(=O)-NH-NH₂, -NH-C(=S)-NH-NH₂, -toluenesulfonylhydrazide, -R⁵-NH-C(=NH₂⁺)-NH₂, a benzophenone, an aryl diazonium, a diazoalkane, a diazoacetyl, an anthraquinone, a diazirine, an optionally substituted trifluoromethylphenyldiazirine, a diene, a dienophile, a 1,3-dipole, a dipolarophile, an alkene, a ketene, an olefin, an alkene with allylic

hydrogen, a dicarbonyl group, an epoxide, an oxirane, an organosilane, a phosphonium group, an ester, an anhydride, a carbonate group, a glyoxal, $-C(=NH^2)-O-R^5$, a hydroxymethyl phosphine derivative, an ethyl vinyl, a maleimide, a vinylsulfone, an allyl sulfone, a thioester, a cisplatin derivative, an aziridine, an acryloyl group. each R^5 is independently selected from hydrogen, C_1-C_8 alkyl, alicyclyl, heteroalicycyl, benzyl or aryl, wherein any ring in R^5 is optionally substituted;

each R^6 is independently selected from benzoyl, acetyl, benzyl, C_1-C_8 alkyl silyl, tetrahydropyranyl, tetrahydrofuranyl, and tetrahydrothiofuranyl;

each R^7 is independently selected from trityl, MMT, and DMT;

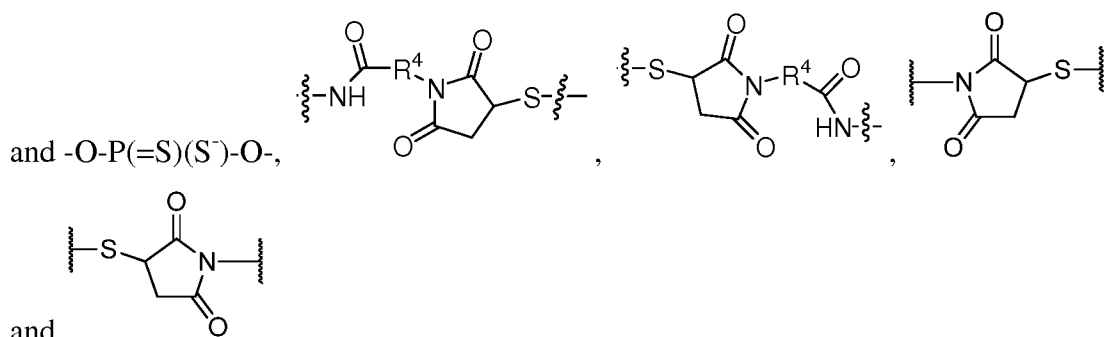
each R^8 is independently selected from 2-pyridyl, 4-pyridyl, 5-nitro-2-pyridyl, 5-nitro-4-pyridyl, 2-nitrophenyl, 4-nitrophenyl, 3-carboxy-4-nitrophenyl, and 2,4-dinitrophenyl;

each J is independently selected from Cl, Br and I.

each of L^1 , L^2 , and L^3 is independently a bond or $-R^9-V-R^2-*$

[00173] In some embodiments the linker is $-R^6-V-R^2-*$, wherein “*” represents a portion of the linker bound to X, Y, or Z, and V is a linking group.

[00174] In some embodiments each V and W is independently selected from a Diels-Alder adduct, a 1,3-dipolar adduct, $-C(=G^2)-G^1-$, $-G^1-C(=G^2)-$, $-G^3-$, $-G^1-C(=G^2)-G^1-$, $-S-S-$, $-S-(CH_2)_2-S(O)_2-$, $-S(O)_2-(CH_2)_2-S-$, $-S(O)_2-N(R^3)-$, $-N(R^3)-S(O)_2-$, $-C(O)-NH-NH-CH_2-$, $-C(O)-NH-N=CH-$, $-CH=N-NH-C(O)-$, $-CH_2-NH-NH-C(O)-$, $-N(R^3)-S(O)_2-N(R^3)-$, $-C(O)-NH-CH(CH_2SH)-$, $-N=CH-$, $-NH-CH_2-$, $-NH-C(O)-CH_2-C(O)-NH-$, $-CH=N-G^4-$, $-CH_2-NH-G^4-$, $-G^4-NH-CH_2-$, $-G^4-N=CH-$, $-C(=NH_2^+)-NH-$, $-NH-C(=NH_2^+)-$, $-O-P(=O)(O^-)-NH-$, $-NH-P(=O)(O^-)-O-$, $-CH_2-CH(NH_2)-CH_2-S-$, $-S-CH_2-CH(NH_2)-CH_2-$, $-O-P(=O)(O^-)-O-$, $-O-P(=O)(S^-)-O-$,



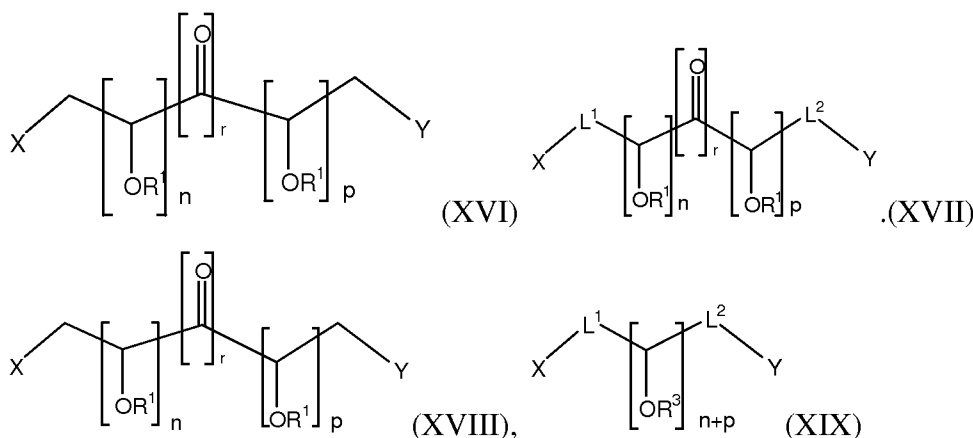
[00175] Each G^1 is independently selected from NR^7 , O, or S; each G^2 is independently O or S; each G^3 is independently selected from S, O, NR^3 , or SO_2 ; each G^4 is independently O or NR^3 ; each R^3 is independently selected from a bond, $\text{C}_1\text{-C}_{12}$ alkyl, $-(\text{CH}_2\text{CH}_2\text{O})_{1-10}-$, $-(\text{CH}_2\text{CH}_2\text{O})_{1-10}-\text{CH}_2-$, optionally substituted alicyclyl, heteroalicyclyl, aryl, a peptide, and a peptidomimetic oligomer; each R^9 is a bond or $-\text{CH}_2-$; each R^3 is independently selected from hydrogen, $\text{C}_1\text{-C}_8$ alkyl, $-(\text{OCH}_2\text{CH}_2)_{1-3}$, optionally substituted alicyclyl, and optionally substituted heteroalicyclyl; and each R^8 is independently $\text{C}_1\text{-C}_8$ alkyl.

[00176] In some preferred embodiments, linking group W is selected from $-\text{S}-$, $-\text{O}-$, $-\text{NH}-$, $-\text{NC}_1\text{-C}_6$ alkyl-, $-\text{C}(=\text{O})\text{NH}-$, $-\text{NHC}(=\text{O})-$, $-\text{S}(=\text{O})-$, $-\text{S}(=\text{O})_2-$, $-\text{P}(=\text{S})_2\text{O}-$, or $-\text{P}(=\text{S})(=\text{O})\text{O}-$.

[00177] In certain more preferred embodiments, W is selected from $-\text{S}-$, $-\text{O}-$, $-\text{S}(=\text{O})-$, $-\text{S}(=\text{O})_2-$, $-\text{P}(=\text{S})_2\text{O}-$, or $-\text{P}(=\text{S})(=\text{O})\text{O}-$. In certain even more preferred embodiments, W is $-\text{O}-$.

[00178] In some embodiments a “modified” SA unit refers to a SA unit in which one or more of its OH groups have been chemically modified by substitution with another functional group. In this case, L^1 connecting to an OH substituted X is $-\text{CH}_2-$; L^2 connecting to an OH substituted Y is $-\text{CH}_2-$; and any L^3 connecting to an OH substituted Z is a bond. In some embodiments, a “modified” SA unit refers to a SA unit in which one or both of its $-\text{CH}_2\text{OH}$ groups has been oxidized, usually to an aldehyde or carboxylic acid, and then further modified with other functional groups. In this case, L^1 and L^2 are bonds. In some embodiments, a “modified” SA unit also refers to a SA unit in which the hydrogen atom at one or more of the OH groups has been replaced by a chemical

protecting group, leaving group, or other functional group. In this case, each of L^1 and L^2 is $-\text{CH}_2-$ and L^3 is a bond. Preferably, each $-\text{L}^3-\text{Z}$ is $-\text{OR}^1$ wherein each R^1 is independently selected from the group consisting of hydrogen, C_1 - C_8 alkyl, benzoyl, acetyl, benzyl, C_1 - C_8 alkyl silyl, cyclic ortho ester, actinide, acetate, tetrahydropyranyl, tetrahydrofuranyl, and tetrahydrothiofuranyl. The following is a list of various simplified structures of an SA B^1 unit.



[00179] In certain embodiments, the functional groups X, Y, and Z are amine reactive groups. The primary coupling reaction for amine is through acylation or alkylation. The preferred amine active groups include, for example, carboxylic acid, ketenes, isothiocyanate, isocyanate, acyl azides, acyl halides, *N*-hydroxysuccinimide (NHS) ester, sulfonyl chloride, carbonyl groups such as aldehydes, ketones, and glyoxals, epoxides or oxiranes, carbonate groups, aryl halides such as fluorobenzene derivatives, alkyl halides, imidoester, or imidate functional groups, anhydrides, fluorophenyl ester, and hydroxymethyl phosphine derivatives. In a particular example, X or Y is an arginine-reactive group. The guanidinyll group on the arginine side chain can be specifically targeted using 1,2-dicarbonyl reagents, such as the diketone group of glyoxal.

[00180] In certain embodiments the functional groups X, Y, and Z are thiol reactive groups. The primary coupling reaction for thiol is through alkylation or disulfide exchange. The preferred thiol reactive groups include, for example, thiol, haloacetyl and alkyl halides, maleimide, aziridines, acryloyl derivatives, arylating agents such as benzene derivatives that possess either halogen or sulfonate groups on the ring, thiol-

disulfide exchange reagents such as pyridyl dithiol and thiolnitrobenzoic acid, vinylsulfone, cysteine derivatives, thioesters, and cisplatin derivatives.

[00181] In certain embodiments the functional groups X, Y, and Z are carboxylic acid reactive groups. The preferred carboxylic acid reactive groups include, for example, OH, amines, thiols, diazomethane and diazoacetate derivatives, and acylimidazole leaving groups.

[00182] In certain embodiments the functional groups X, Y, and Z are OH reactive groups. The preferred hydroxyl reactive groups include, for example, epoxides or oxiranes, alkyl halogens, carboxylic acid and its active esters, isocyanate, isothiocyanate, phosphonium intermediates, tosylate or mesylate, sulfonyl chlorides, anhydrides, acyl azides, tetrahydropyranyl, tetrahydrofuranyl, tetrahydro thiofuranyl, ethyl vinyl, trityl halides, fluorobenzene derivatives, silyl-halides, and ketenes.

[00183] In some preferred embodiments the functional groups X, Y, and Z are aminoxy groups capable of reacting with aldehyde or ketone groups to form the oxime bond. In another embodiment, the functional groups X, Y, and Z are hydrazines capable of reacting with aldehyde or ketone groups to form the hydrazine linkage. In another embodiment, the functional groups X, Y, and Z are semi or thiosemicarbazides capable of reacting with aldehyde or ketone groups to form the semi or thiosemicarbazone linkage. In another embodiment, X or Y can be amine functional groups. Amine groups can react with aldehydes through Schiff base formation and the formed carbon amine double bond can be further reduced to a stable secondary or tertiary amine bond. Amine groups can also react with an active hydrogen-containing compound in the presence of formaldehyde (Mannich reaction).

[00184] In some embodiments the functional groups X, Y, and Z are able to react with certain reactive (or replaceable) hydrogens that exist in certain biomolecules. For example, X, Y, or Z may be a diazonium group that reacts with active hydrogen sites on aromatic rings to produce covalent diazo bonds.

[00185] In some preferred embodiments the functional groups X, Y, and Z are photoreactive groups that can be induced to couple with molecules of interest by exposure to UV light. The preferred photoreactive groups include, for example, diazirine

groups. More preferable than a diazirine group is 3-trifluoromethyl-3-aryldiazirine. Other preferred photoreactive groups are aryl azides, halogenated aryl azides, benzophenones, anthraquinones, diazos such as diazotrifluoropropionates and diazopyruvate, and psoralen derivatives.

[00186] In some preferred embodiments the functional groups X, Y, and Z are dienes, dienophile groups, or alkenes that are capable of linking molecules through the Diels-Alder reaction. Preferably, X, Y, or Z may be an azido functional group or alkyne that is capable of linking molecules through [3+2] cycloaddition. In another embodiment X, Y, or Z may be an alkene with an allylic hydrogen (the ene) or a multiple bond (the enophile). In another embodiment X, Y, or Z may be 1,3-dipole or a dipolarophile (substitute alkenes).

[00187] In some preferred embodiments X is a protected amine and Y is an acid wherein each $-L^3-Z$ is an $-OR^1$. SA crosslinking reagents can be incorporated into any molecule (*e.g.*, peptide and nucleic acid oligomers) through the solid phase synthesis strategy. For example, X can be a fluorenylmethyloxycarbonyl (Fmoc) protected amine. In another example, X can be a tert-butyloxycarbonyl (Boc) protected amine. In another example, X can be a triphenylmethyl chloride (trityl), dimethoxytrityl (DMT), or monomethoxytrityl (MMT) protected amine, so SA crosslinking reagents can be incorporated into an oligomer through solid phase synthesis.

[00188] In some preferred embodiments X is a protected thiol (*e.g.*, trityl or t-butyl thiol protected) and Y is an acid wherein each $-L^3-Z$ is an $-OR^3$, wherein R^3 is independently selected from hydrogen, C_1-C_8 alkyl, $-(OCH_2CH_2)_{1-3}$, optionally substituted alicyclyl, and optionally substituted heteroalicyclyl.

[00189] In some preferred embodiments X is a protected amine (*e.g.*, trityl, DMT, or MMT protected) and Y is a phosphoramidite wherein each $-L^3-Z$ is an $-OR^3$.

[00190] In some embodiments the X and Y groups are the same, wherein each $-L^3-Z$ is an $-OR^1$, and as such a homobifunctional SA functional reagent. Examples of homobifunctional SA functional reagents include homobifunctional NHS ester, homobifunctional imidoester, homobifunctional dithiopyridyl group containing crosslinking reagent, homobifunctional maleimide group containing crosslinking reagent,

homobifunctional alkyl halide containing crosslinking reagent, homobifunctional photoreactive crosslinking reagent, homobifunctional aldehyde or ketone, homobifunctional epoxide, homobifunctional hydrazide, homobifunctional aminooxy, and homobifunctional diazonium.

[00191] In some embodiments the X and Y groups are different wherein each $-L^3-Z$ is an $-OR^1$, and as such a heterobifunctional SA crosslinking reagent. In certain preferred embodiments X is an amine-reactive group and Y is a sulfhydryl-reactive group. In certain preferred embodiments X is a carbonyl-reactive (aldehyde/keto), such as aminooxy, hydrazine, semicarbazide, or thiosemicarbazide, and Y is a sulfhydryl-reactive group. In certain preferred embodiments X is an amine-reactive group and Y is a photoreactive group. In certain preferred embodiments X is a sulfhydryl-reactive group and Y is a photoreactive group. In certain preferred embodiments X is a carbonyl-reactive group and Y is a photoreactive group. In certain embodiments X is a carboxylate-reactive group and Y is a photoreactive group. In certain embodiments X is a ketone or aldehyde and Y is a photoreactive group.

[00192] In addition, SA crosslinking reagents may incorporate the cleavable linkage that allows systematic drug release for a conjugate *in vivo*. For example, aminooxy functional groups may be introduced at the termini of the crosslinking reagent, and a cleavable oxime linker may be used to release the molecules being crosslinked. In another example, disulfide bonds may be incorporated, allowing the release of the molecules in a reductive environment. Moreover, SA crosslinking reagents can link two or more SAs through another bond that may be enzymatically cleaved *in vivo*.

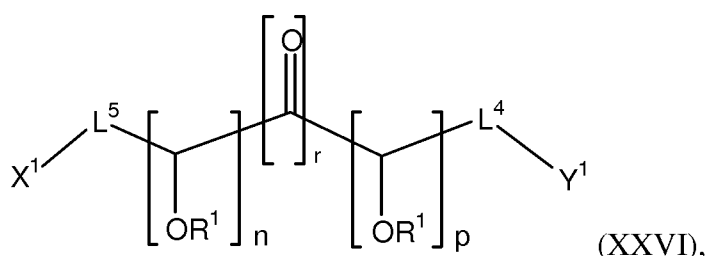
[00193] Furthermore, SA crosslinking reagents having two or more OH groups (secondary OH groups) in the backbone may themselves be cleavable linkages. For instance, an SA backbone with two or more OH groups may be cleaved by periodate oxidation to generate a new aldehyde functional group.

[00194] Furthermore, SA crosslinking reagents may incorporate a reducing sugar unit in the backbone. In at least one of SA_1 or SA_2 , r is 1. For example, if one of the reducing sugar units is the reduced form of fructose, an SA crosslinking reagent containing trifunctional group X, Y, and ketone can be envisioned. In some embodiments X may be

a protected amine and Y an acid. This configuration is useful for introducing a ketone functional group into a peptide or oligo through solid phase synthesis. This ketone handle can be used conveniently for the conjugation of other molecules.

[00195] **Monomeric SA and linear SA crosslinking reagents**

[00196] In one aspect, the present invention provides a monofunctional, homobifunctional, and heterobifunctional crosslinking reagent comprising one SA unit. The compound has the chemical structure Formula XXVI:



[00197] each of n and p is independently selected from 0 and an integer selected from 1 to about 12; and n + p is between 2 and 12; r is 0 or 1; L³ and L⁴ is independently selected from a bond, —CH₂—*, —C(=O)-NH-C_{1-8 alkyl}—*, —CH₂-NH-C(=O)-C_{1-8 alkyl}—*, —CH₂-C(=O)-NH-C_{1-8 alkyl}—*, “*” represents a portion of L³ and L⁴ bound X¹ or Y⁴. Each R¹ is independently selected from the group consisting of hydrogen, C₁-C₈ alkyl, benzoyl, acetyl, benzyl, C₁-C₈ alkyl silyl, cyclic ortho ester, actinide, acetate, tetrahydropyranyl, tetrahydrofuranyl, and tetrahydrothiofuranyl.

[00198] In certain embodiments each of X¹ is independently selected from -OH, -J, -C(=O)-CH₂-J, -OR⁵, -S-S-R⁸, -NH-C(=O)-CH₂CH₂-S-S-R⁸, -S-C(=O)-CH₃, -C(=O)H, -C(=O)-R⁵, -C(=O)OH, -C≡C-R⁵, -N=N⁺=N⁻, -O-NH₂, -O-NH-Fmoc, -O-NH-Boc, -O-N-(Boc)₂, -O-N(-phthalimidyl), -C(=O)-NH-NH₂, a phenol group, an optionally substituted trifluoromethylphenyldiazirine, a diene, a dienophile, a 1,3-dipole, a dipolarophile, an alkene, a ketene, an olefin, an alkene with allylic hydrogen, an optionally substituted N-hydroxysuccinimide ester, an imidoester, a maleimide, a phosphoramidite; each R⁵ is independently selected from hydrogen, C₁-C₈ alkyl, alicyclyl, heteroalicycyl, benzyl or aryl, wherein any ring in R⁵ is optionally substituted; each R⁸ is independently selected from 2-pyridyl, 4-pyridyl, 5-nitro-2-pyridyl,

5-nitro-4-pyridyl, 2-nitrophenyl, 4-nitrophenyl, 3-carboxy-4-nitrophenyl, or 2,4-dinitrophenyl; and each J is independently selected from Cl, Br, or I.

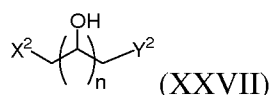
[00199] In some preferred embodiments X^1 is $-C(=O)-OH$, r is 0, and Y^1 is X^1 is $-C(=O)-OH$; r is 0, and Y^1 is independently selected from $-NH-R^7$, $-NH-Fmoc$, $-NH-Boc$, $-S-S-R^8$, $-S-S-R^7$, $-S-S-tButyl$, $-O-NH-Fmoc$, $-O-N-(Boc)_2$, and $-O-N(-phthalimidyl)$; wherein; each R^8 is independently selected from 2-pyridyl, 4-pyridyl, 5-nitro-2-pyridyl, 5-nitro-4-pyridyl, 2-nitrophenyl, 4-nitrophenyl, 3-carboxy-4-nitrophenyl, and 2,4-dinitrophenyl; each R^7 is independently selected from trityl, MMT, and DMT; and when r is 1, then Y^1 is OR^1 , wherein; each R^1 is independently selected from the group consisting of hydrogen, C_1-C_8 alkyl, benzoyl, acetyl, benzyl, C_1-C_8 alkyl silyl, cyclic ortho ester, actinide, acetate, tetrahydropyranyl, tetrahydrofuranyl, and tetrahydrothiofuranyl.

[00200] In some preferred embodiments X^1 is a phosphoramidite; when r is 0, Y^1 is independently selected from $-S-S-(C_1-C_4 \text{ alkyl})-OR^7$, $S-S-R^8$, $-NH-TFA$, or $-NH-R^7$, wherein each R^7 is independently selected from trityl, MMT, or DMT and each R^8 is independently selected from 2-pyridyl, 4-pyridyl, 5-nitro-2-pyridyl, 5-nitro-4-pyridyl, 2-nitrophenyl, 4-nitrophenyl, 3-carboxy-4-nitrophenyl, or 2,4-dinitrophenyl.

[00201] In some preferred embodiments X^1 and Y^1 are not the same.

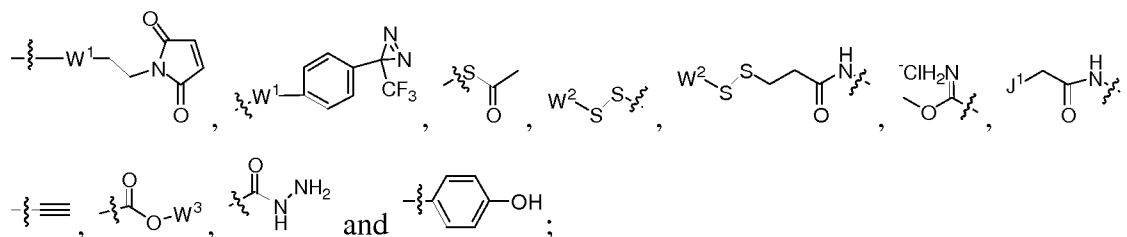
[00202] In some preferred embodiments one of each X^1 and Y^4 is $-O-NH_2$, $-S-S-R^8$, $-NH-C(=O)-CH_2CH_2-S-S-R^8$, an optionally substituted *N*-hydroxysuccinimide ester group, a optionally substituted trifluoromethylphenyldiazirine, or a maleimide group, wherein each R^8 is independently selected from 2-pyridyl, 4-pyridyl, 5-nitro-2-pyridyl, 5-nitro-4-pyridyl, 2-nitrophenyl, 4-nitrophenyl, 3-carboxy-4-nitrophenyl, or 2,4-dinitrophenyl.

[00203] In some more preferred embodiments the monomeric sugar alcohol has the following structure:

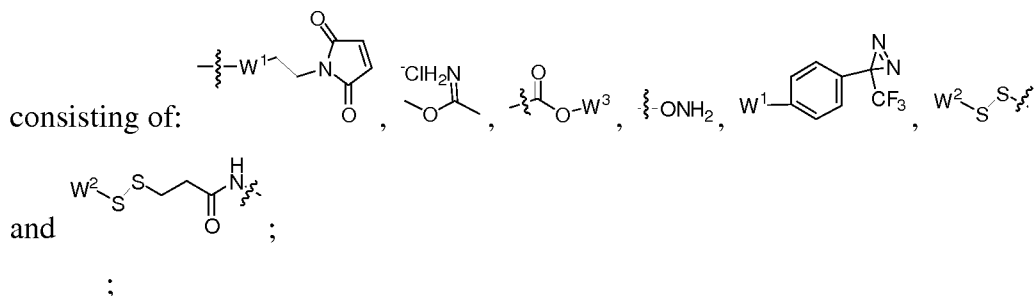


Wherein n is an integer selected from about 2 to about 8;

each of X^2 is a chemical- or photocrosslinking group selected from the groups consisting of: -OH , -OCH_3 , $\text{-OCH}_2\text{CH}_3$, -COOH , -ONH_2 , -J^1 , -N_3 , -CHO , -COCH_3 ,



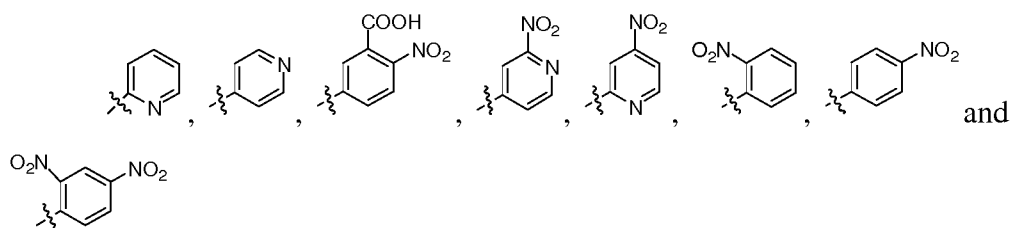
each of Y^2 is a chemical- or photocrosslinking group selected from the group



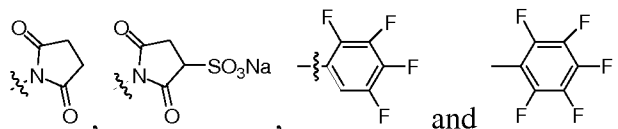
each of W^1 is an independent linker selected from the group consisting of -C(=O)-NH- and -NH-C(=O)- ;

each of J^1 is independently selected from Cl, Br or I;

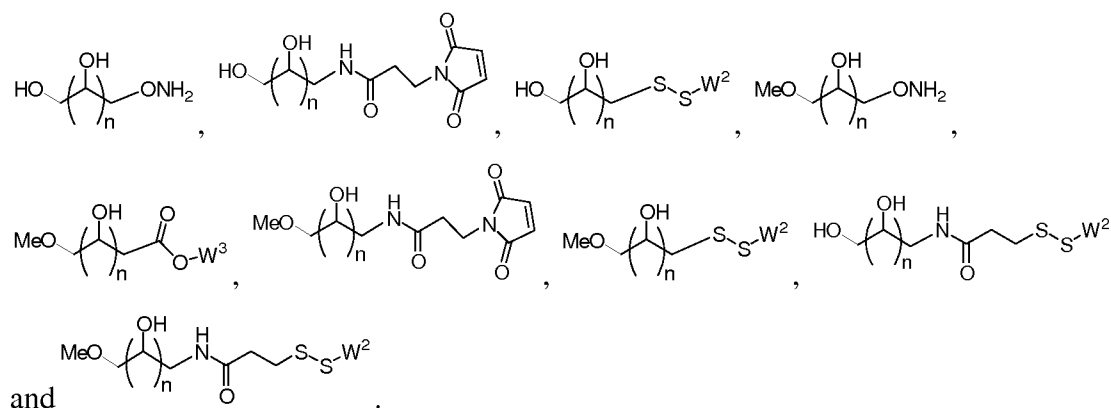
each of W^2 is independently selected from the group consisting of



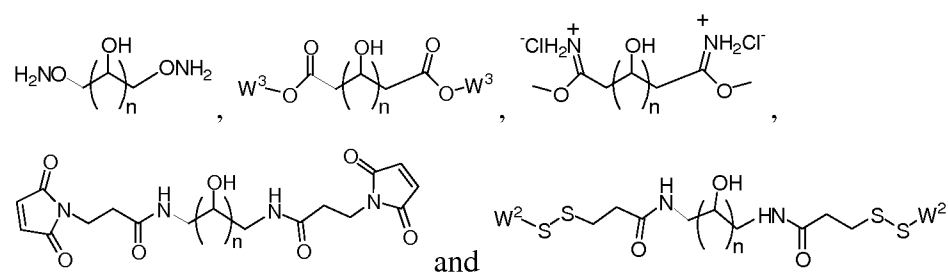
each of W^3 is independently selected from the group consisting of



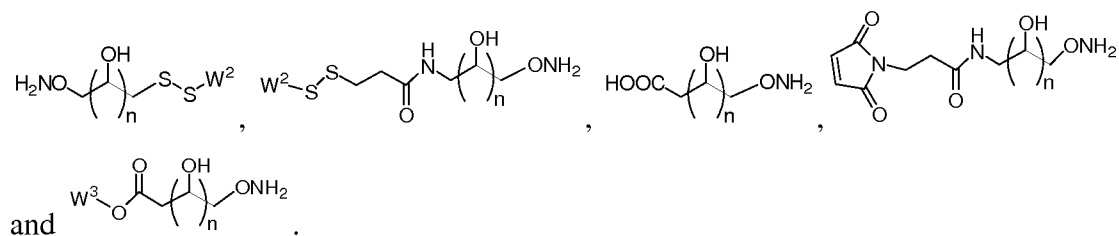
[00204] In some preferred embodiments the monomeric sugar alcohol compound is a monofunctionalized sugar alcohol crosslinking reagent with the following chemical structures:



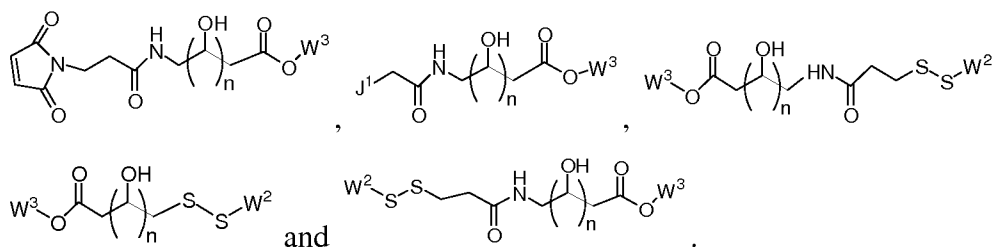
[00205] In some preferred embodiments the monomeric sugar alcohol compound is a homobifunctional crosslinking reagent with the following chemical structures



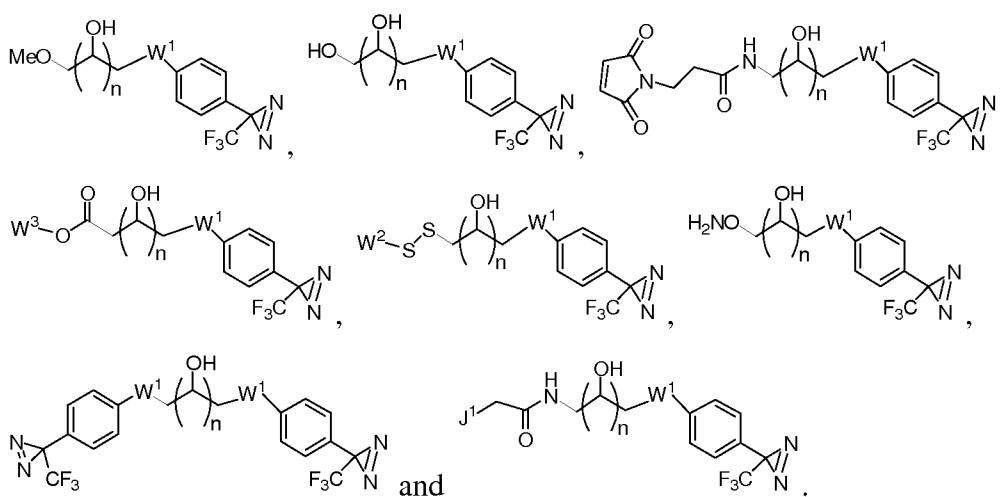
[00206] In some preferred embodiments the monomeric sugar alcohol compound is a heterobifunctional aminooxy crosslinking reagent with the following chemical structures:



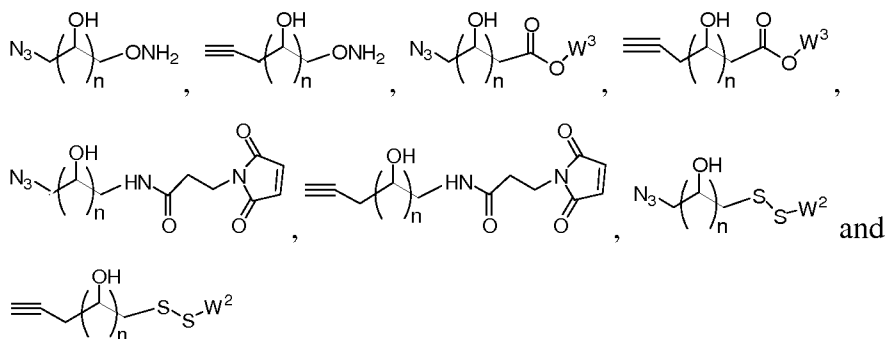
[00207] In some preferred embodiments the monomeric sugar alcohol compound is a heterobifunctional N-hydroxysuccinimide ester crosslinking reagent with the following chemical structures



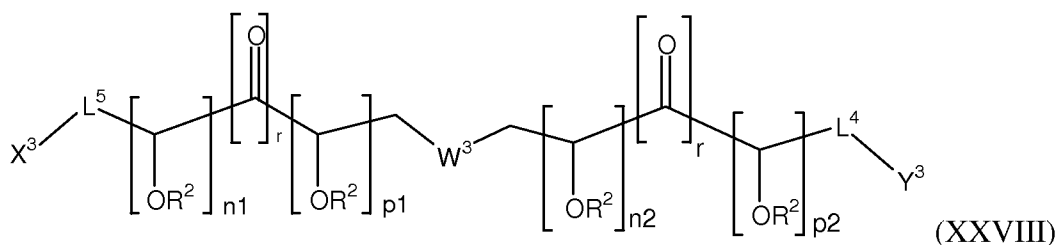
[00208] In some preferred embodiments the monomeric sugar alcohol compound is a photocrosslinker reagent with the following chemical structures



[00209] In some preferred embodiments the monomeric sugar alcohol compound is a heterobifunctional crosslinking reagent with the following chemical structures



[00210] In one aspect, the present invention provides a dimeric sugar alcohol with the chemical structure Formula V:



each of n_1 , n_2 , p_1 , and p_2 is independently selected from 0 and an integer selected from 1 to about 12; and $n_1 + p_2$ is between 1 and 12, $n_2 + p_2$ is between 2 and 12;

r is 0 or 1;

wherein W^3 is selected from -S-, -O-, -NH-, -NC₁-C₆alkyl-, -C(=O)NH-, -NHC(=O)-, -S(=O)-, -S(=O)₂-, -P(=S)₂O-, or -P(=S)(=O)O-.

each of X^3 is independently selected from -OH, -J, -C(=O)-CH₂-J, -OR⁵, -S-S-R⁸, -NH-C(=O)-CH₂CH₂-S-S-R⁸, -S-C(=O)-CH₃, -C(=O)H, -C(=O)-R⁵, -C(=O)OH, -C≡C-R⁵, -N=N⁺=N⁻, -O-NH₂, -O-NH-Fmoc, -O-NH-Boc,

-O-N-(Boc)₂, -O-N(-phthalimidyl), -C(=O)-NH-NH₂, a phenol group, an optionally substituted trifluoromethylphenyldiazirine, a diene, a dienophile, a 1,3-dipole, a dipolarophile, an alkene, a ketene, an olefin, an alkene with allylic hydrogen, an optionally substituted *N*-hydroxysuccinimide ester, a imidoester, a maleimide, a phosphoramidite;

each of Y^3 is independently selected from -S-S-tButyl, -SR⁷, -S-S-R⁸, -NH-C(=O)-CH₂CH₂-S-S-R⁸, -NHR⁷, -NH-Fmoc, -NH-Boc, -O-NH₂, -O-NH-Fmoc,

-O-NH-Boc, -O-N-(Boc)₂, -O-N(-phthalimidyl), an optionally substituted trifluoromethylphenyldiazirine, an optionally substituted *N*-hydroxysuccinimide ester, a imidoester, a maleimide;

each R⁶ is independently selected from benzoyl, acetyl, benzyl, C₁-C₈ alkyl silyl, tetrahydropyranyl, tetrahydrofuranyl, and tetrahydrothiofuranyl;

each R⁷ is independently selected from trityl, MMT, and DMT;

each R^8 is independently selected from 2-pyridyl, 4-pyridyl, 5-nitro-2-pyridyl, 5-nitro-4-pyridyl, 2-nitrophenyl, 4-nitrophenyl, 3-carboxy-4-nitrophenyl, and 2,4-dinitrophenyl;

each J is independently selected from Cl, Br, and I

L^4 and L^5 is independently selected from a bond, $-\text{CH}_2-$ *,

$-\text{C}(=\text{O})-\text{NH}-\text{C}_{1-8 \text{ alkyl}}-$ *, $-\text{CH}_2-\text{NH}-\text{C}(=\text{O})-\text{C}_{1-8 \text{ alkyl}}-$ *, $-\text{CH}_2-\text{C}(=\text{O})-\text{NH}-\text{C}_{1-8 \text{ alkyl}}-$ *,

“*” represents a portion of L^4 and L^5 bound X^3 or Y^3

[00211] In some embodiments W is selected from the group consisting of -S-, -O-, -S(=O)-, -S(=O)₂-, -P(=S)₂O-, or -P(=S)(=O)O-. More preferably, W is -O-.

[00212] In some embodiments, when X^3 is $-\text{C}(=\text{O})-\text{OH}$; r is 0, and Y^3 is independently selected from -NH- R^7 , -NH-Fmoc, -NH-Boc, -S-S- R^8 , -S-S- R^7 , -S-S-tButyl, -O-NH-Fmoc, -O-N-(Boc)₂, and -O-N(-phthalimidyl); wherein; each R^8 is independently selected from 2-pyridyl, 4-pyridyl, 5-nitro-2-pyridyl, 5-nitro-4-pyridyl, 2-nitrophenyl, 4-nitrophenyl, 3-carboxy-4-nitrophenyl, and 2,4-dinitrophenyl; each R^7 is independently selected from trityl, MMT, and DMT; and when r is 1, then Y is OR^1 , wherein; R^1 is independently selected from the group consisting of hydrogen, C_1 - C_8 alkyl, benzoyl, acetyl, benzyl, C_1 - C_8 alkyl silyl, cyclic ortho ester, actinide, acetate, tetrahydropyranyl, tetrahydrofuranyl, and tetrahydrothiofuranyl

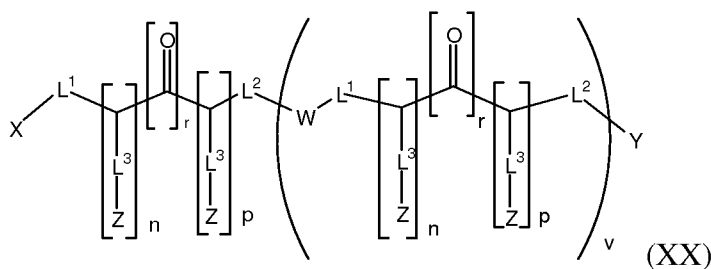
[00213] In some embodiments, when X^3 is a phosphoramidite; When r is 0, Y^3 is independently selected from -S-S-(C_1 - C_4 alkyl)- OR^7 , S-S- R^8 , -NH-TFA, -NH- R^7 , wherein each R^7 is independently selected from trityl, MMT, and DMT; each R^8 is independently selected from 2-pyridyl, 4-pyridyl, 5-nitro-2-pyridyl, 5-nitro-4-pyridyl, 2-nitrophenyl, 4-nitrophenyl, 3-carboxy-4-nitrophenyl, and 2,4-dinitrophenyl.

[00214] In some preferred embodiments, at least one of each X^3 and Y^3 is $-\text{O}-\text{NH}_2$, -S-S- R^8 , -NH-C(=O)- CH_2CH_2 -S-S- R^8 , an optionally substituted *N*-hydroxysuccinimide ester group, an optionally substituted trifluoromethylphenyldiazirine, or a maleimide group; wherein each R^8 is independently selected from 2-pyridyl, 4-pyridyl,

5-nitro-2-pyridyl, 5-nitro-4-pyridyl, 2-nitrophenyl, 4-nitrophenyl, 3-carboxy-4-nitrophenyl, and 2,4-dinitrophenyl.

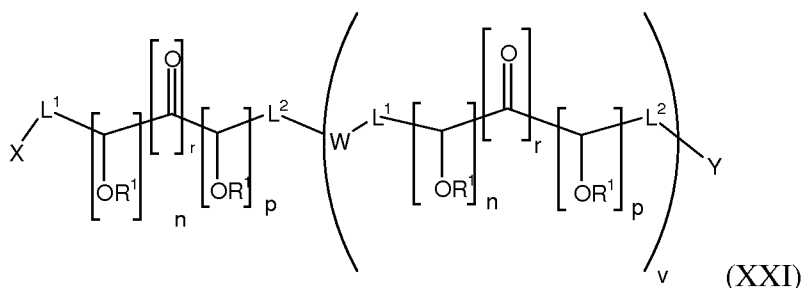
[00215] In some more preferred embodiments X^3 is an aminooxy group and Y^3 is selected from the group consisting of a maleimide group, a sulfhydryl group, a disulfide group, a haloacetyl group, an azide group, and an alkyne group. In some embodiments X^3 is an optionally substituted *N*-hydroxysuccinimide ester, Y^3 is selected from the group consisting of a maleimide group, a sulfhydryl group, a disulfide group, a haloacetyl group, an azide group, and an alkyne group.

[00216] In another aspect, the sugar alcohol is a linear trimer or a higher oligomer having the following structure



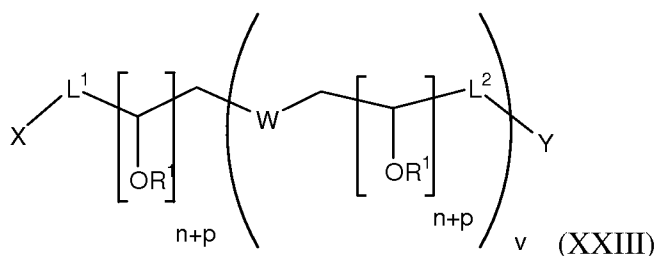
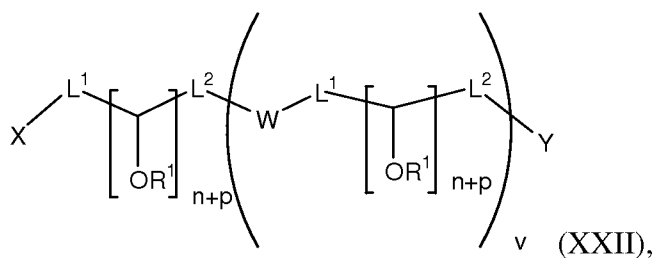
wherein v is an integer selected from 2 to 2000.

[00217] In some preferred embodiments compound is $-OR^1$ and has the following structure XXI

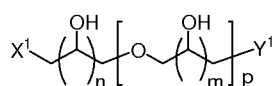


wherein R^1 is independently selected from the group consisting of hydrogen, C_1 - C_8 alkyl, benzoyl, acetyl, benzyl, C_1 - C_8 alkyl silyl, cyclic ortho ester, actinide, acetate, tetrahydropyranyl, tetrahydrofuranyl, and tetrahydrothiofuranyl.

[00218] In some more preferred embodiments wherein each r is 0 and has the following structures:



[00219] In another aspect, the sugar alcohol-derived compound has the structure



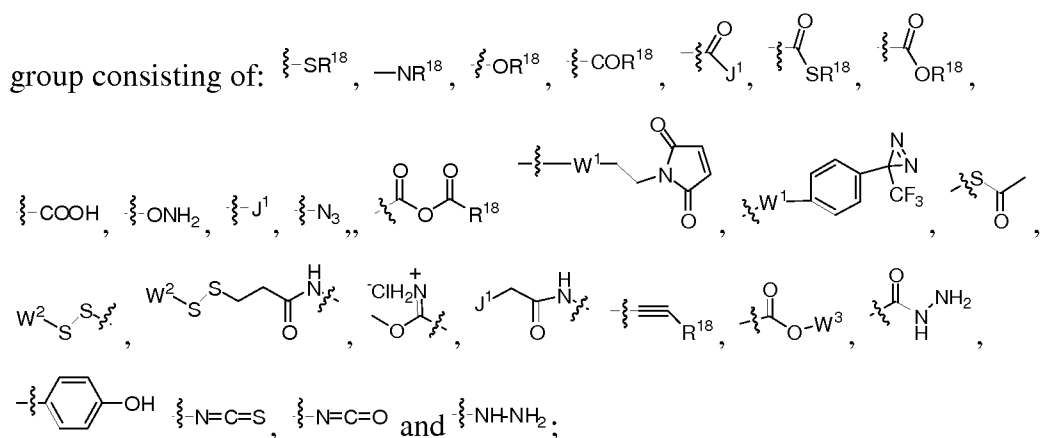
Wherein:

n is an integer selected from 2 to about 8;

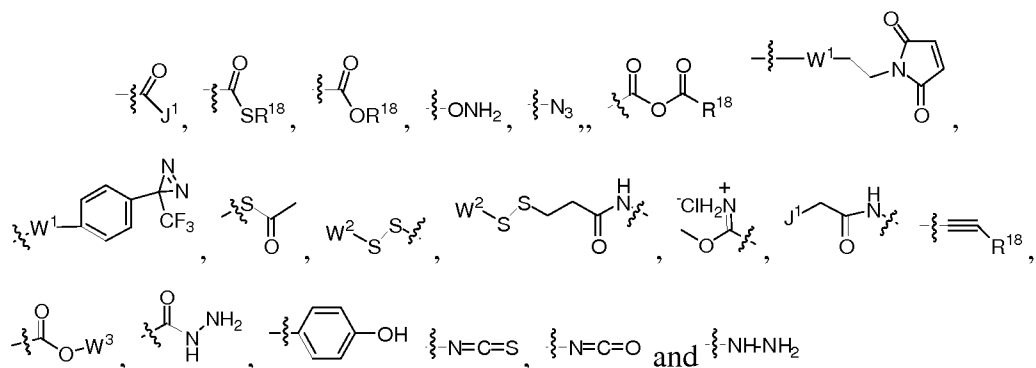
m is an integer selected from 1 to about 8;

p is an integer selected from about 1 to about 2000;

each of X^1 is a chemical- or photocrosslinking group selected from the



each Y^1 is a chemical- or photocrosslinking group selected from the group consisting of:

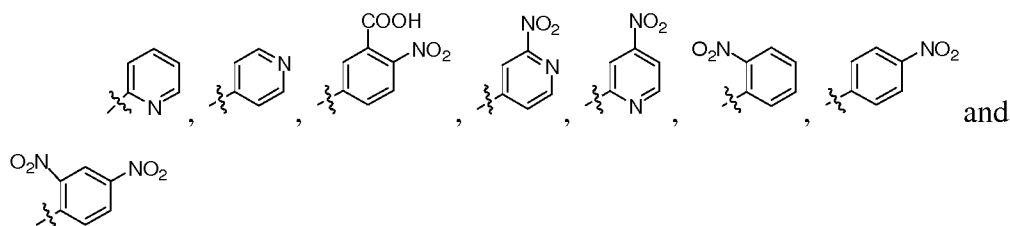


each of W^1 is an independent linker selected from the group consisting of $\text{---} \text{C}(=\text{O}) \text{---} \text{NH} \text{---}$ and $\text{---} \text{NH} \text{---} \text{C}(=\text{O}) \text{---}$;

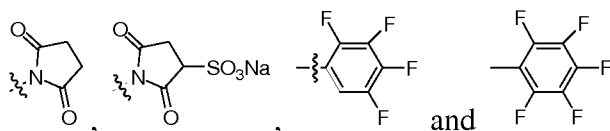
each of J^1 is independently selected from Cl, Br or I;

R^{18} is hydrogen, C_{1-8} alkyl, alicyclyl, heteroalicycyl, benzyl, or aryl, wherein any ring in R^{18} is optionally substituted;

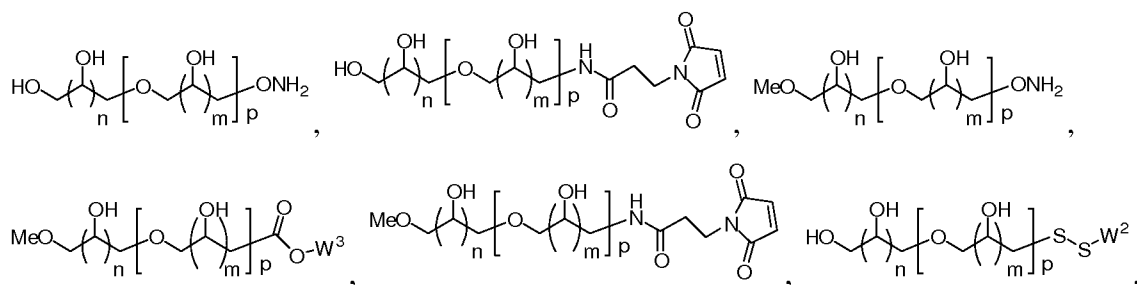
each of W^2 is independently selected from the group consisting of

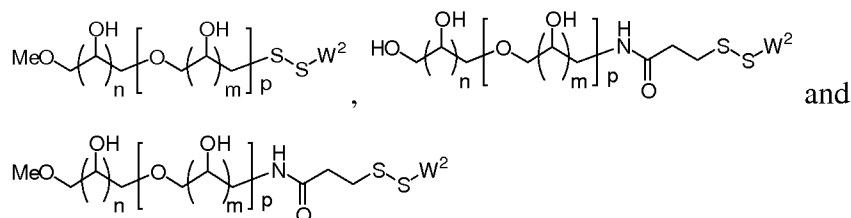


each of W^3 is independently selected from the group consisting of

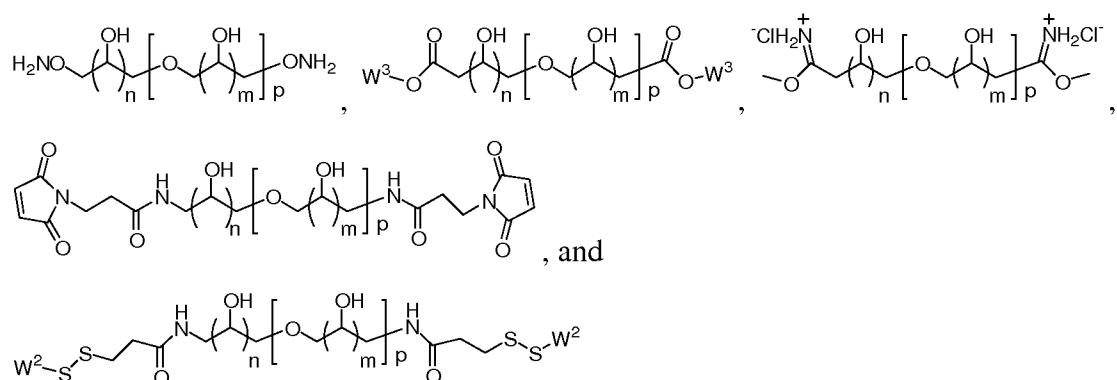


[00220] In some embodiments only one of the OH groups is modified with a crosslinking group and the linear sugar alcohol-derived compound has the following chemical structures:

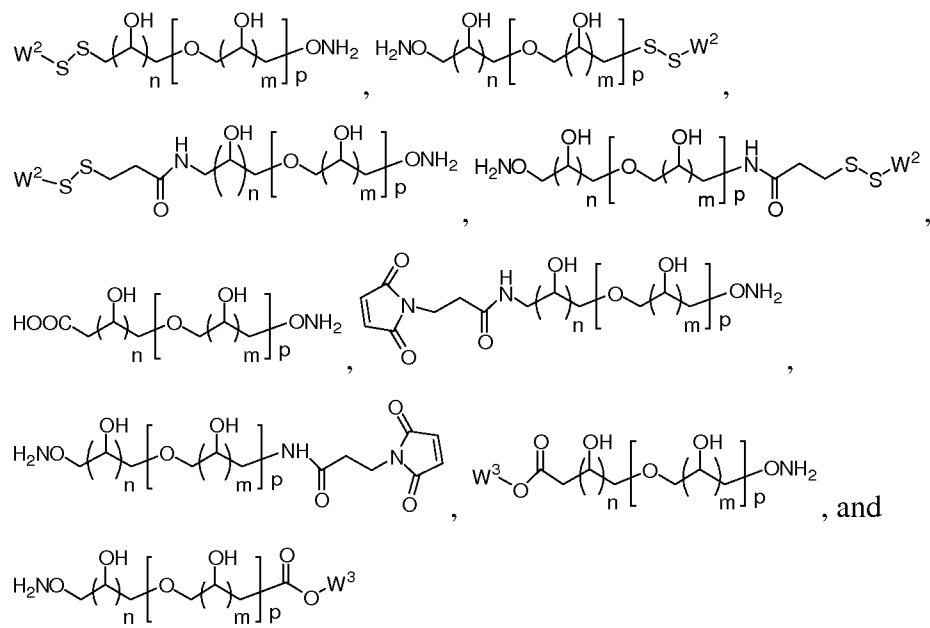




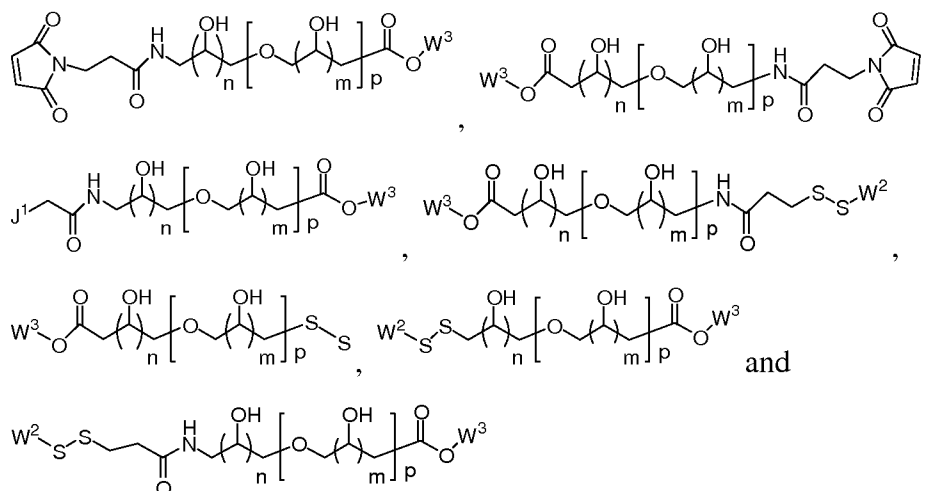
[00221] In some embodiments two of the primary OH groups are modified with the same crosslinking groups, a homobifunctional crosslinker with the following chemical structures:



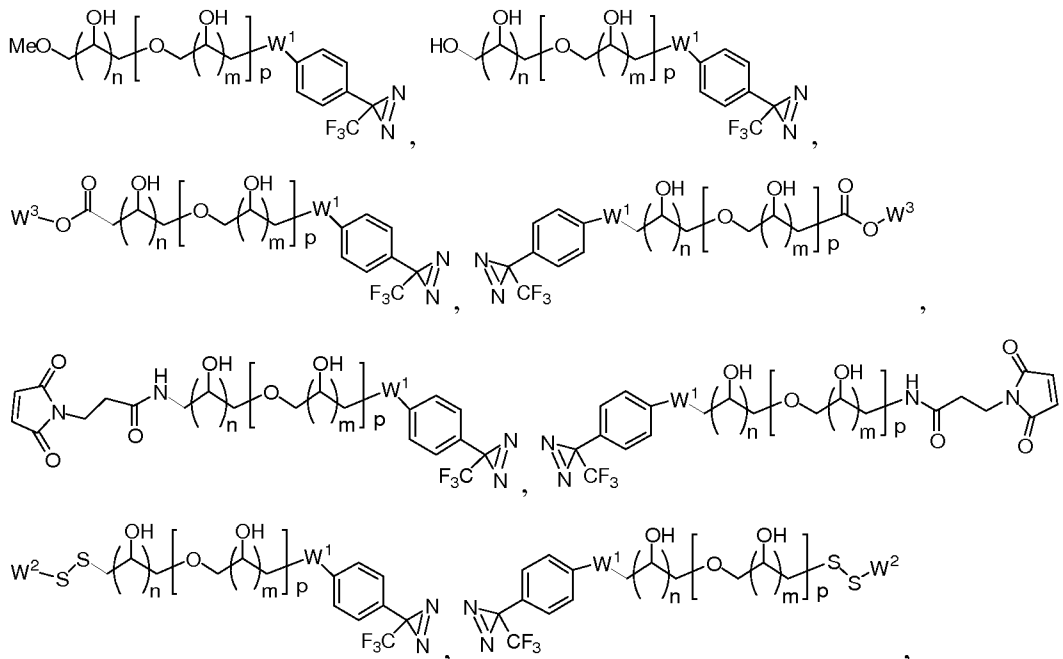
In some embodiments two of the primary OH groups are modified with different crosslinking groups, an aminooxy heterobifunctional crosslinker with the following chemical structures:

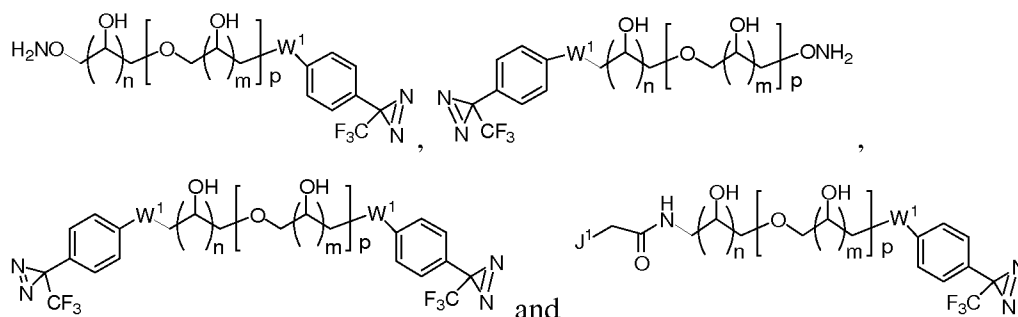


In some embodiments two of the primary OH groups are modified with different crosslinking groups, an active ester heterobifunctional crosslinker with the following chemical structures:

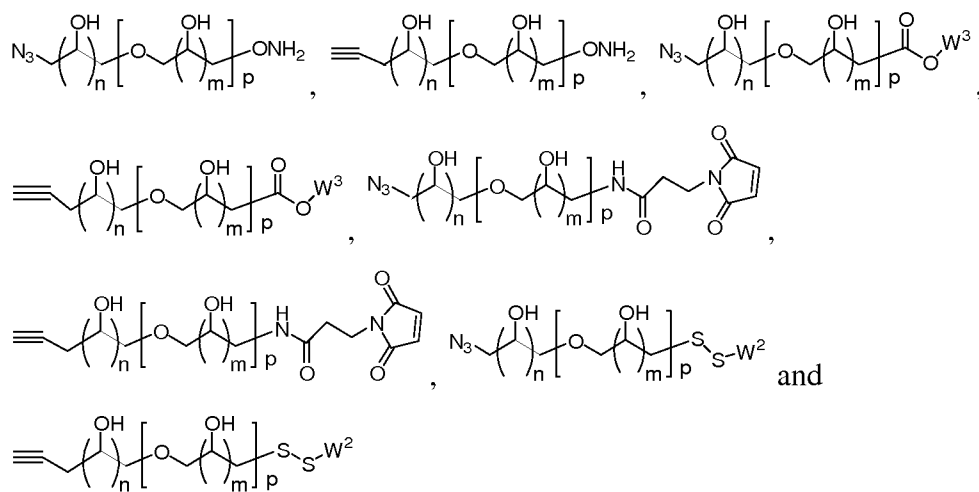


[00222] In some embodiments the linear SA molecule is a photocrosslinking reagent with the following chemical structures:





[00223] In some embodiments the linear SA molecule has the following chemical structures:



Methods of synthesizing linear SA crosslinking reagents

[00224] The present invention provides methods for synthesizing SA crosslinking reagents, for example, a method for synthesizing monodisperse, pre-determined high MW SA macromolecules. **FIG. 2** illustrates an embodiment of a general approach for synthesizing monofunctional, homobifunctional, and heterobifunctional SA crosslinking reagents. The method consists of: (i) providing a sugar alcohol; (ii) combining the SA with reagents that can selectively protect the two terminal primary OH groups to form an intermediate (**I1**); (iii) combining the SA with reagents that react with the secondary OH to form an intermediate (**I2**); (iv) combining the SA with reagents that selectively deprotect one of the primary OH groups to generate an intermediate (**I3**); and (v) reacting with reagents that introduce different functional groups X other than OH groups (**I4**).

[00225] In one approach, **I4** can be fully deprotected to obtain a monosubstituted SA crosslinking reagent (**P3**). Further alkylation of the monosubstituted SA crosslinking reagent **P3** generates an SA crosslinking reagent with a single active functional group (**P4**), an alkylated monosubstituted SA crosslinking reagent. Alkylation can also be achieved in the beginning by blocking the secondary OH groups with alkyl groups.

[00226] In one approach, **I4** can be combined with reagents that selectively deprotect the primary OH group to generate **I5**, which can further react with reagents that introduce non-hydroxyl functional group Y. Deprotection of the secondary OH groups of **I6** generates a heterobifunctional SA crosslinking reagent, **P1**. Alkylation of the secondary OH groups results in **P2**, an alkylated heterobifunctional SA crosslinking reagent. Alkylation can also be achieved in the beginning by blocking the secondary OH groups with alkyl groups. In another approach, direct alkylation of the primary OH group, followed by the deprotection of secondary OH groups generates a monoalkylated monofunctional SA crosslinking reagent (**P5**).

[00227] In one approach, **I2** can be combined with reagents that deprotect both primary OH groups to generate **I8**, which can further react with reagents to introduce functional groups at both termini. Deprotection of the secondary OH groups of **I9** generates a homobifunctional SA crosslinking reagent (**P6**). Alkylation of the secondary OH groups results in **P7**, an alkylated homobifunctional SA crosslinking reagent. Alkylation can also be achieved in the beginning by blocking the secondary OH groups with alkyl groups.

[00228] In some embodiments X or Y functional groups can be attached to the SA backbone through extra linkers (L^1 and L^2). **FIG. 3** illustrates an embodiment of a general approach for synthesizing monofunctional, homobifunctional, and heterobifunctional SA crosslinking reagents with extra linkers. The method consists of: (i) providing a sugar alcohol intermediate (**I4**) with functional group X at one termini and protected primary OH group at the other termini and (ii) combining the SA with reagents that react with X to form an intermediate (**I10**) with an extra linker (L^2). In some embodiments the linker is a stable linker. In some embodiments the linker is a cleavable linker. In some embodiments the linker is a reversible linker.

[00229] In one approach, **I10** can be fully deprotected to obtain a monohydroxyl SA crosslinking reagent with an extra linker (**P8**). Further alkylation provides an SA crosslinking reagent containing a single active functional group (**P9**). Alkylation can also be achieved in the beginning by blocking the secondary OH groups with alkyl groups.

[00230] In one approach, **I10** can be combined with reagents that selectively deprotect the primary OH group to generate **I11**, which can further react with reagents that introduce another functional group X that is not an OH group. Deprotection of the secondary OH groups of **I12** generates a heterobifunctional SA crosslinking reagent with an extra linker (**P13**). Alkylation of the secondary OH groups results in **P14**, an alkylated heterobifunctional SA crosslinking reagent with an extra linker. Alkylation can also be achieved in the beginning by blocking the secondary OH groups with alkyl groups. In another case, direct alkylation of the primary OH group, followed by deprotection of the secondary OH groups, generates a monoalkylated monosubstituted SA crosslinking reagent with an extra linker (**P10**).

[00231] In another approach, **I12** can further react with reagents to generate a second linker with a functional group (**I14**). Deprotection of the secondary OH groups generates a heterobifunctional SA crosslinking reagent with two extra linkers (**P11**). Alkylation of the secondary OH groups results in **P12**, an alkylated heterobifunctional SA crosslinking reagent with two extra linkers. Alkylation can also be achieved in the beginning by blocking the secondary OH groups with alkyl groups.

[00232] In one approach, homobifunctional SA crosslinking reagent **I9** can react with reagents that generate linkers at both termini (**I15**). Deprotecting the secondary OH groups of **I15** generates a homobifunctional SA crosslinking reagent with two extra linkers (**P15**). Alkylation of the secondary OH groups results in **P16**, an alkylated homobifunctional SA crosslinking reagent with two extra linkers. Alkylation can also be achieved in the beginning by blocking the secondary OH groups with alkyl groups.

[00233] The methods described herein utilize the general protection and deprotection mechanism for OH groups. The orthogonal OH protecting groups (PG1, PG2, PG3) can be selected from the varieties of protecting groups (for example, as disclosed in Greene, TW; Wuts, PGM Protective groups in organic synthesis, third edition, John Wiley &

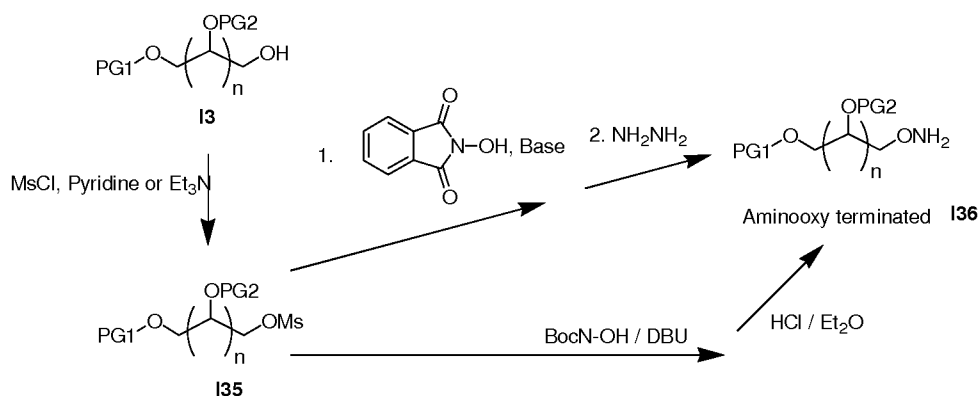
Sons, Inc. **1999**). The techniques and experiments involved in the actual reduction in practice involve all classical organic synthesis methods and can be easily implemented by a skilled artisan in view of the disclosure herein. **Figs 4** and **5** provide numerous examples of the SA crosslinking reagents that can be made using the methods and representative examples disclosed herein.

[00234] To enable such strategies in **Fig 2** and **3** the right protection groups must be selected for the primary OH and secondary OH groups. The protecting groups (PG1 and PG2) need to be orthogonal in the deprotection conditions. Synthesizing a monofunctional and homobifunctional crosslinking reagent is often easier than synthesizing a heterobifunctional crosslinking reagent. For heterobifunctional crosslinkers, PG1 has to be able to be selectively cleaved, as only one of the OH groups can be replaced with a crosslinking group at a time.

[00235] Different protecting groups have been explored as examples for obtaining a single OH-reactive SA molecule. 1) Tert-butyldimethylsilyl (TBDMS) ether protection of the primary OH groups is easy to form and can one of the primary OH groups can be selectively deprotected using dilute iodine solution. To selectively protect the primary OH, a more hindered silylation reagent, t-butyl-diphenylsilyl chloride (TBDPSCI), was also explored. The reaction was much cleaner than TBDMS protection. Unlike TBDMS, no indication was seen that three protection groups were added. 2) Benzoate ester is base sensitive and orthogonal to the TBDMS removing conditions. 3) Benzyl ether is stable to acid and base, and hydrogenation is used to remove it. 4) THP ether protection: 3,4-dihydro-2H-pyran is known as a useful strategy for protecting the primary and secondary OH groups to obtain tetrahydropyranyl ethers. THP ether is stable in basic media and under oxidation and reduction conditions, but can easily be removed by acid hydrolysis. THP protection can be achieved by using any of the following catalysts: zinc tetrafuloroborate (Ranu, B. C. *et al. Tetrahedron Letters*, **1999**, 40, 1985-1988), pyridinium p-toluensulphonate (Miyashita, M. *et al J. Org. Chem.*, 1977, 42, 3772-3774), bis(trimethylsilyl) sulfate (Morizawa, Y. *et al Synthesis* 1981, 899-901), or amberlyst H-15 (Bongini, A. *et al. Synthesis* **1979**, 618-620).

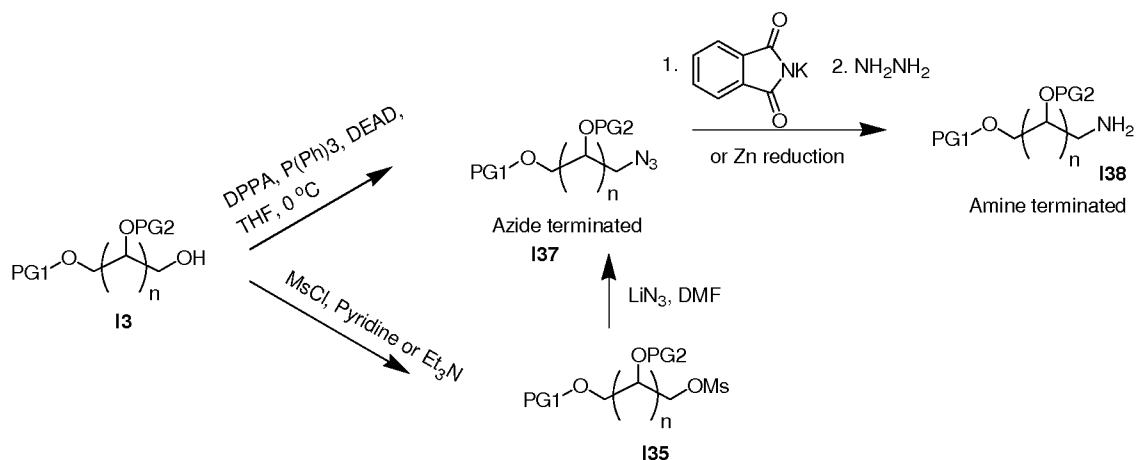
[00236] The general schemes and methods for introducing crosslinking groups from the OH group are as follows. Multiple crosslinking groups can be introduced sequentially by releasing other OH groups one by one. Homobifunctional crosslinkers are synthesized when both PG1 groups are deprotected.

[00237] **Scheme 1:** Converting an OH group to -ONH₂.



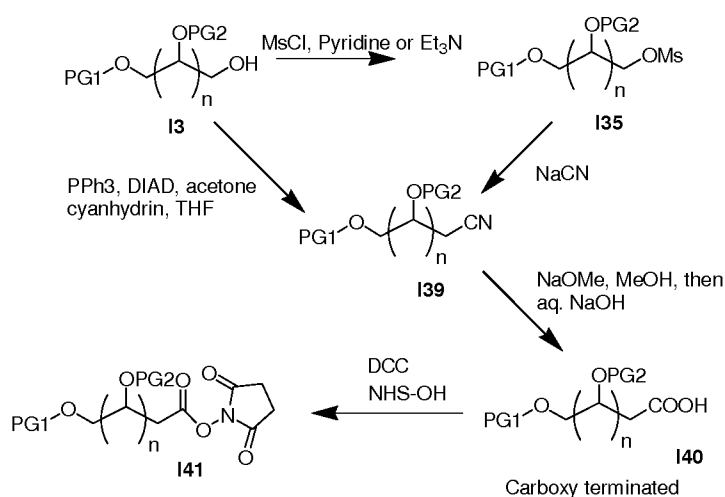
[00238] The single free OH group of the SA can first react with methanesulfonyl chloride and convert to mesylated OH (OMs). The alcohol mesylate group (OMes) is a very good leaving group, and various nucleophiles (such as N₃ and CN) can easily attack and replace it. O-alkylation of tert-butyl *N*-hydroxycarbamate (BocN-OH) with alcohol mesylate, followed by acidic *N*-deprotection, results in the corresponding aminoxy terminated SA (Albrecht, S. *et al. Synthesis* **2006**, 10, 1635-1638.). Alternatively, the SA alcohol mesylate can react with *N*-hydroxyphthalimide-protected hydroxyamic acid to create a compound that is deprotected under basic conditions (hydrazine).

[00239] **Scheme 2:** Converting an OH group to an azide and amine.



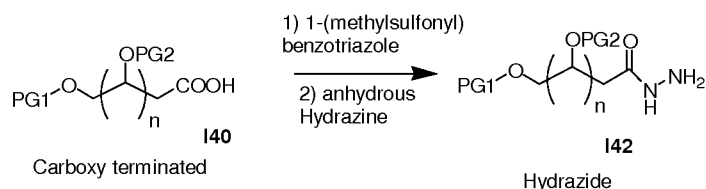
[00240] Azide can be prepared in high yields via nucleophilic displacement of the corresponding mesylate or modified Mitsunobu conditions (triphenyl phosphine, diethylazodicarboxylate: DEAD; diphenylphosphoryl azide: DPPA) (Jackson, M. D. *et al. J. Org. Chem.* **2002**, 67, 2934-2941). The azide can be further reduced to an amine using different reducing reagents, such as Zn.

[00241] **Scheme 3:** Converting an OH group to CN, COOH, or *N*-hydroxysuccinimide (NHS) ester.



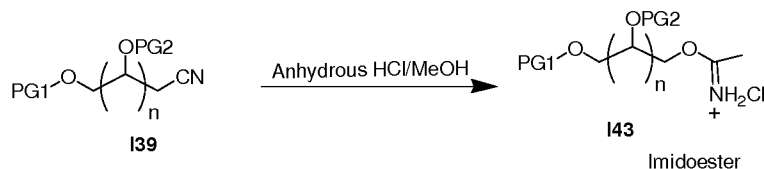
[00242] OH can be directly converted to a CN group following a procedure from the literature (Gollner, A.; Mulzer, J. *Organic Letters*, **2008**, *10*, 4701-4704) or via the mesylated alcohol intermediate. After hydrolysis of the CN group by acid or base (Bernardes, G. J. L. *et al ChemBioChem* **2011**, *12*, 1383-1386), a carboxylic acid can easily be obtained. The carboxylic acid can be activated further using dicyclohexylcarbodiimide (DCC) and *N*-hydroxysuccinimide to form an NHS ester.

[00243] **Scheme 4:** Converting a carboxylic acid to a hydrazide.



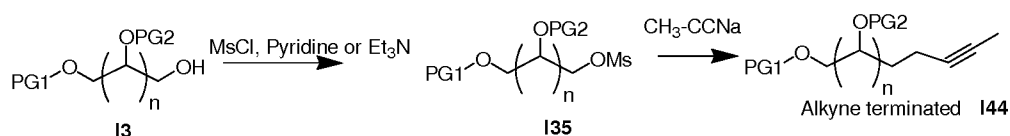
[00244] A carboxylic acid group can be conveniently converted to a hydrazide in one pot via hydrazinolysis of the intermediate *N*-acylbenzotriazole (Katritzky, A. R. *ARKIVOC***2001** (ix) 19-23, issue in honor of academician Michael G. Voronkov).

[00245] **Scheme 5:** Converting a CN group to an imidoester.

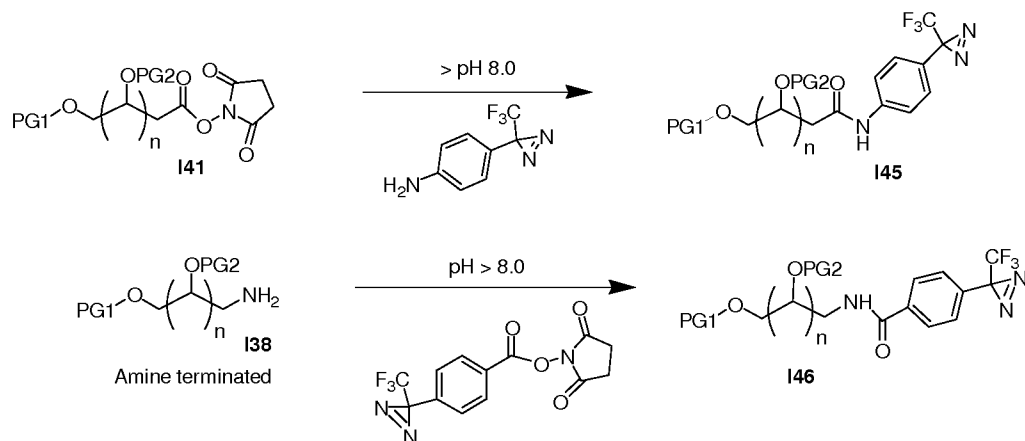


[00246] Imidoesters are highly specific reagents for amino groups in biopolymers. Imidoester can easily be prepared from a nitrile following procedures in the literature (McElvain, S. M.; Schroeder, J. P. *J. Amer. Chem. Soc.* **1949**, 71, 40; Davies, G. E.; Stark, G. R. *Proceed of the National Academy of Sciences*, **1970**, 66, 651-656).

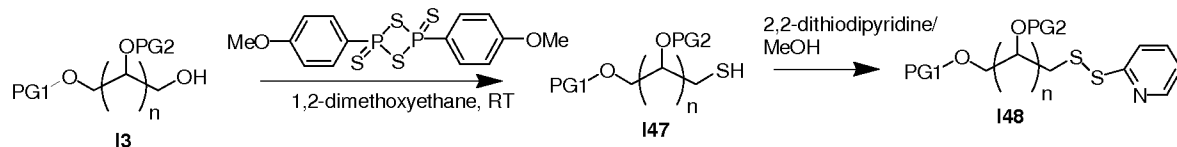
[00247] **Scheme 6:** Converting an OH group to an alkyne.



[00248] **Scheme 7:** Introducing a trifluoromethylphenyldiazirine via a carboxylic acid group or amine group.



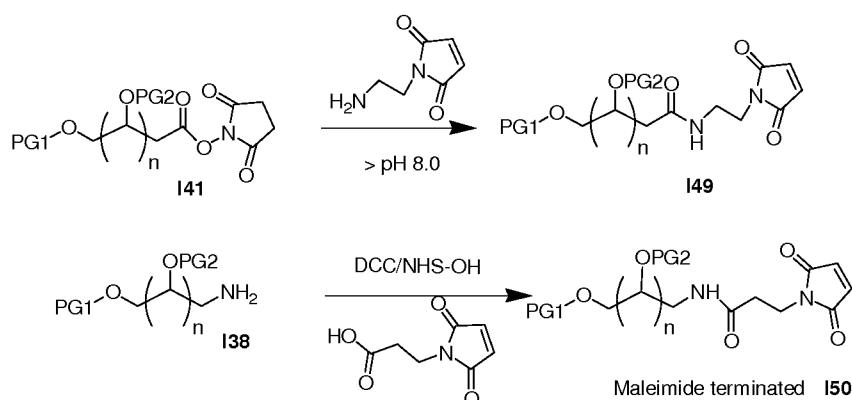
[00249] **Scheme 8:** Converting an OH group to a free SH and protected thiol.



[00250] OH can be converted to a free thiol in one pot using 2,4-bis(4-methoxyphenyl)-1,3,2,4-dithiadiphosphetane 2,4-disulfide (Lawesson's reagent, LR) (Nishio, T. *J. Chem. Soc. Perkin Trans* **1993**, 1113-1117). The free thiol can react further with 2,2'-dithio

dipyridine in MeOH to give the disulfide-protected product (Jones, L. R. et al *J. Am. Chem. Soc.* **2006**, 128, 6526-6527). Other disulfide reagents, such as Ellman's reagent (5,5'-dithiobis-(2-nitrobenzoic) acid, or DTNB) can be introduced in a similar fashion.

[00251] **Scheme 9:** Introducing a maleimide group via a carboxylic acid group or an amine group.



SA macromolecules

[00252] In one aspect, the present invention provides a collective of novel SA macromolecules that can be used for the modification of biomolecules, formulation of biologics, and drug delivery. In addition, sophisticated three-dimensional architecture can be readily built into the system to make single pure SA macromolecules, such as linear, circular, branched, and dendrimer SA macromolecules, depending on the requirement of the tethered molecules. These features enable modulation of the formulation and the physical properties of the final conjugates. Furthermore, this system may be used to transport potent antitumor drugs to tumor tissue, reducing undesirable side effects and frequency of dosing.

[00253] SA macromolecules can be made from the SA backbone by (i) linking SAs linearly through the OH group of the backbone, (ii) cyclizing the SA unit at the termini, (iii) asymmetrically branching the SA unit together, (iv) symmetrically branching the SA, or (v) repetitively branching SAs to build sophisticated three-dimensional structures. In all cases, a high MW (>1000 Da) crosslinking reagent or carrier molecule can be made.

Linear SA macromolecule

Methods of synthesizing linear SA macromolecules

[00254] **FIG. 6** illustrates an embodiment of a general approach for synthesizing SA building blocks containing multiple SA units. The method consists of: (i) providing the first SA unit with a free primary OH, (ii) substituting the primary OH group with a good leaving group, (iii) providing the second SA unit with a free primary OH with the protective group of the other primary OH (PG3) orthogonal to the protecting groups of the primary OH of the first SA unit (PG1), (iv) combining the first SA unit with the second SA unit under conditions that permit the condensation of these two units, and (v) deprotecting one of the primary OH groups to provide a di-SA building block (two SA units) that can be utilized to build a higher MW SA molecule. Higher orders of SA building blocks (higher number of SA units) can be built following repetitive steps (i) to (v) using r-SA building blocks, where r represents the number of SA units in one molecule.

[00255] Higher MW linear SA molecules can be built by stepwise or convergent, or stepwise plus convergent, methods depending on the heterogeneity of the secondary alcohol groups in the SA molecules. For example, tetra-SA building blocks containing different numbers and different kinds (different stereochemistry) of secondary OH groups on each SA unit can be built by coupling four different mono-SA units stepwise. Tetra-SA building blocks with different numbers and different kinds of secondary OH groups on each SA unit can also be built by coupling two units stepwise first, and then converging two of the di-SA building blocks together. Tetra-SA units with the same number and same kinds of secondary OH groups on each SA unit can be built by coupling two di-SA building blocks (*e.g.*, **I20** plus **I19**). In most cases, the low MW SA building blocks are usually built stepwise and the high MW SAs are assembled by convergence. An embodiment of a general method for the convergent synthesis of tetra-SA building blocks is shown in **FIG. 6**.

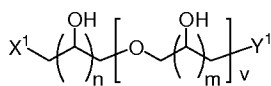
[00256] **FIG. 7** shows the calculated MW of linear SA macromolecules that can be synthesized by iterative coupling using tetra-D-mannitol as the building block. After the fifth iteration, single and pure SA macromolecules over 20 KDa can be readily synthesized from inexpensive starting materials.

[00257] In one approach, SA macromolecules containing crosslinking groups X and Y at the termini can be synthesized in a similar fashion as SA crosslinking reagents (method shown in **FIG. 2** and **FIG. 3**). For example, tetra-SA molecules **I22** and **I23** can first react with a reagent that introduces functional group X. Then, after deprotecting the second primary OH group, a second functional group, Y, can be introduced. Deprotection of the secondary OH groups produces tetra-SA crosslinking reagents.

[00258] Functional groups X and Y may be incorporated into either the primary OH groups at the termini or secondary OH groups at the side chains. **FIG. 8** illustrates an embodiment of a general approach for incorporating X and Y groups into the SA macromolecules. A mono SA building block with the X or Y group already in place at the secondary OH groups is coupled to a SA macromolecule (**I27**). If n equals 1 and the mono SA building block is coupled only once, then one X group is introduced. If n is greater than 1 or the mono SA building block of one X group is coupled several times, multiple X groups can be introduced. The number of X and Y groups and the position of the X and Y groups can easily be adjusted based on the mono SA building block and sequence of coupling.

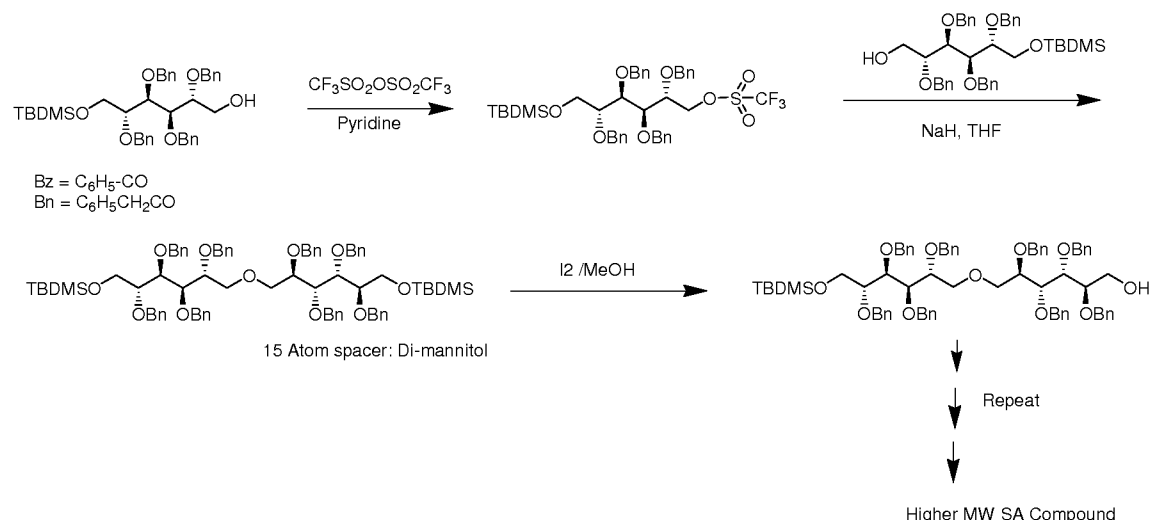
[00259] Table 2 lists the molecular weight distribution of examples of single MW SA macromolecules that can be synthesized based on the above methods. By using only four types of sugar alcohol monomer (where n is 2, 3, 4, or 5), after nine iterations of the same sugar alcohol monomer, the MWs of the obtained compounds range from 400 to 400,000 Da. One can also fine tune the MW range by mixing and reacting with other monomers, dimers, trimers, tetramers, or higher SA molecules. For example, when a tetramer of threitol (n = 2) is mixed with a tetramer of mannitol (n = 4), a MW of 1109 is obtained. When a tetramer of xylitol (n = 3) is mixed with a tetramer of mannitol (n = 4), a MW of 1230 is obtained. All of these molecules are made with chemically pure starting materials bearing a single reactive site; only one coupling product can be obtained. This is the key to obtaining single pure SA molecules.

[00260] **Table 2: MW distribution of single MW SA macromolecules that can be synthesized by chemical methods.**



Item #	MW (Da)	n	m	v	X ¹	Y ¹	Iteration #	SA unit #)
1	449	2	2	3	OH	-ONH ₂	0	4
2	570	3	3	3	OH	-ONH ₂	0	4
3	690	4	4	3	OH	-ONH ₂	0	4
4	810	5	5	3	OH	-ONH ₂	0	4
5	866	2	2	7	OH	-ONH ₂	1	8
6	1,106	3	3	7	OH	-ONH ₂	1	8
7	1,346	4	4	7	OH	-ONH ₂	1	8
8	1,586	5	5	7	OH	-ONH ₂	1	8
9	1,699	2	2	15	OH	-ONH ₂	2	16
10	2,179	3	3	15	OH	-ONH ₂	2	16
11	2,660	4	4	15	OH	-ONH ₂	2	16
12	3,140	5	5	15	OH	-ONH ₂	2	16
13	3,364	2	2	31	OH	-ONH ₂	3	32
14	4,325	3	3	31	OH	-ONH ₂	3	32
15	5,286	4	4	31	OH	-ONH ₂	3	32
16	6,247	5	5	31	OH	-ONH ₂	3	32
17	6,696	2	2	63	OH	-ONH ₂	4	64
18	8,617	3	3	63	OH	-ONH ₂	4	64
19	10,539	4	4	63	OH	-ONH ₂	4	64
20	12,461	5	5	63	OH	-ONH ₂	4	64
21	13,358	2	2	127	OH	-ONH ₂	5	128
22	17,202	3	3	127	OH	-ONH ₂	5	128
23	21,045	4	4	127	OH	-ONH ₂	5	128
24	24,888	5	5	127	OH	-ONH ₂	5	128
25	26,684	2	2	255	OH	-ONH ₂	6	256
26	34,370	3	3	255	OH	-ONH ₂	6	256
27	42,057	4	4	255	OH	-ONH ₂	6	256
28	49,744	5	5	255	OH	-ONH ₂	6	256
29	53,335	2	2	511	OH	-ONH ₂	7	512
30	68,708	3	3	511	OH	-ONH ₂	7	512
31	84,081	4	4	511	OH	-ONH ₂	7	512
32	99,454	5	5	511	OH	-ONH ₂	7	512
33	106,636	2	2	1023	OH	-ONH ₂	8	1024
34	137,383	3	3	1023	OH	-ONH ₂	8	1024
35	168,129	4	4	1023	OH	-ONH ₂	8	1024
36	198,876	5	5	1023	OH	-ONH ₂	8	1024
37	213,239	2	2	2047	OH	-ONH ₂	9	2048

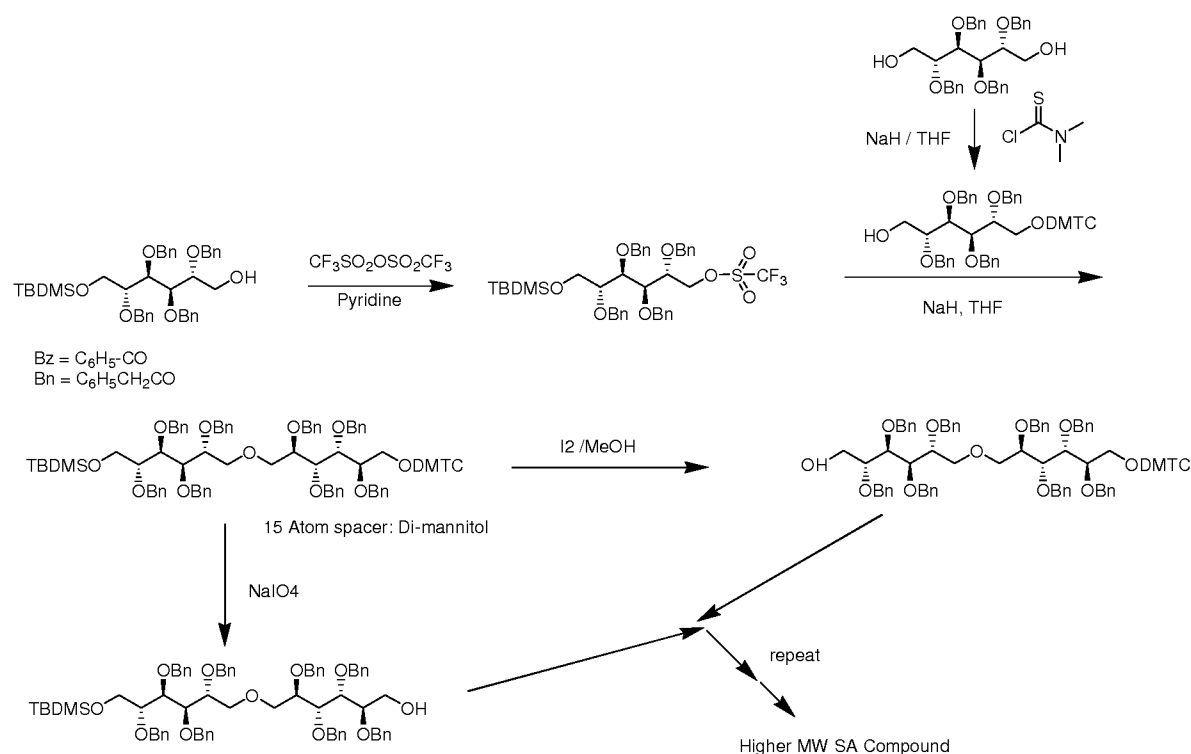
38	274,732	3	3	2047	OH	-ONH ₂	9	2048
39	336,225	4	4	2047	OH	-ONH ₂	9	2048
40	397,719	5	5	2047	OH	-ONH ₂	9	2048

[00261] **Scheme 10:**

[00262] **Scheme 10** shows a general strategy for synthesizing a higher MW sugar alcohol. One of the primary OH groups of the mannitol is protected as a TBDMS ether and the secondary OH group as benzyl ether. The remaining OH group is activated by reacting with trifluoromethanesulfonic acid anhydride in pyridine. Another mild leaving strategy can also be used, such as O-mesylation. This pre-activated mannitol carrying a good leaving group can couple to another mannitol carrying a single free OH group in the presence of a base, such as NaH, LiHMDS, or potassium tert-butoxide. The initial strategy of using benzoate ester as the starting material (compound **I3-a**) for the dimerization was unsuccessful under similar conditions. Apparently, the benzoate ester of **I3-a** underwent intramolecular isomerization during the reaction with little or no dimer formation. **I3-a** has an R_f value of 0.43 (TLC, 25:75 EtOAc:hexanes; HPLC, 11.014 minutes using Method B), whereas the isomerized product has an R_f value of 0.55 (HPLC: 11.182 min) (m/z expected for [M+H] = 713.3, observed m/z = 713.6; m/z expected for [M+Na] = 735.3, observed m/z = 735.6; m/z expected for [2M+Na] = 1447.6, observed m/z = 1448.2). In contrast, the benzyl ether protection was very stable under the dimerization reaction conditions during a separate run using threitol as an

example and was easily removed during hydrogenation. The above strategy uses benzyl ether protection instead of benzoate ester protection. The only drawback of the above strategy is that the yield for selective iodine deprotection of the TBDMS is not very high (~ 50%) based on previous experiments, which will affect the overall efficiency of multiple synthesis.

[00263] **Scheme 11:**



[00264] **Scheme 11** outlines another strategy in which a third protecting group, such as DMTC (dimethylthiocarbamate), is used. DMTC is stable with a wide range of reagents and conditions, including metal hydrides, acid, base, and heat. It is easily removed by NaIO₄ or H₂O₂ and the other common alcohol protecting groups (Barma, D. K. *et al. Organic Letters*, **2003**, 5, 4755-4757). This property will greatly increase the efficiency of the synthesis.

[00265] Linear SA macromolecules can also be synthesized using the solid phase approach by coupling mono SA units or r-SA units (multiple SA units) one by one. For example, an SA unit containing an Fmoc-protected amine at one terminus and a

carboxylic acid at another terminus may be synthesized first, then the linear SA macromolecule can easily be synthesized following the Fmoc solid phase strategy similar to peptide synthesis. In another example, an SA unit containing a DMT-protected amine at one terminus and a phosphoramidite at another terminus can be synthesized first, then the linear SA macromolecule can be assembled following the standard oligonucleotide synthesis strategy. **FIG. 9** provides two examples of such linear SA macromolecules synthesized by the solid phase strategy.

Cyclic, branched, hyperbranched macro SA molecules

[00266] In another aspect, the invention generally relates to a precursor compound that is a macrocyclic SA molecule comprising three or more monomeric SA units, B^1 (formula **III**), with each monomeric SA unit connected linearly through the X and Y portion of the SA unit one by one and then cyclized through the reaction of the X group of the first SA unit to the Y group of the last SA unit. In certain embodiments the SA units of the macrocyclic SA molecule are cyclized through the reaction of the X group of the first SA unit to the Z group of the last SA unit. In certain embodiments the SA units of the macrocyclic SA molecule are connected through the Z group of any SA in any order but in a cyclized form.

[00267] The precursor compound may be a branched SA macromolecule comprising three or more monomeric sugar alcohol units, B^1 , with each monomeric sugar alcohol unit bound to one or another monomeric sugar alcohol unit through a linking group, W, wherein at least one of the linking groups is formed by a reaction between the X, Y, or Z portion of one monomeric unit with the Z of another monomeric unit.

[00268] The precursor compound may be a three-dimensional hyperbranched SA macromolecule comprising six or more monomeric sugar alcohol units, B^1 , in which the core is an SA unit and several SA units branch out from the core structure. The hyperbranched SA macromolecule is largely a monodispersed, three-dimensional molecule with a well-defined MW. The characteristic hyperbranched SA macromolecule is a multiple branching molecule in three dimensions. When the size of the hyperbranched SA macromolecule approaches nano or micro scales, or microsphere may be obtained.

[00269] In certain embodiments the OH groups in an SA macromolecule (cyclic, branched, and hyperbranched) are unmodified and can be used directly to link molecules of interest through the OH groups. In some embodiments one or more of the OH groups may be replaced with X, Y, or Z crosslinking groups. Molecules of interest can be conjugated by reacting with X, Y, or Z crosslinking groups.

[00270] **FIG. 10** lists a few configurations of hyperbranched SA macromolecules. In some embodiments hyperbranched SA macromolecules have a tree-like configuration wherein the core is an SA unit and other multiple SA (mSA) building blocks are attached to all of the OH groups at the core SA unit. In some embodiments hyperbranched SA macromolecules have a dendrimer-like configuration wherein the SA macromolecules continue to grow through the branches of the tree-like SA macromolecules. In another embodiment, hyperbranched SA macromolecules have a pyramid-like configuration wherein the core is a glycerol unit. Branching can also occur to the side chain of the cyclic SA macromolecule as shown in the few configurations in **FIG. 10**. **FIG. 11** shows examples of some actual branched molecules (*e.g.*, symmetrical, asymmetrical, linear, and cyclic) based on D-mannitol.

[00271] Hyperbranched molecules, such as dendrimers, have been found to have the characteristics of an ideal drug delivery vehicle and have been widely investigated as potential carriers of drugs, genes, and vaccines (Patri, A. K. *et al. Curr. Opin. Chem. Biol.* **2002**, 6, 466–471.; Qiuand, L. Y. and Bae, Y. H. *Pharm. Res.* **2006**, 23, 1–30; Al-Jamal. K. T. *et al. J. Pharm. Sci.* **2005**, 94, 102–113). The synthesis of a dendrimer was first reported in 1985 (Tomolia, D. A. *et al. Polym. J.* (Tokyo), **1985**, 17, 117–132; Newkome, G. R. *et al. J. Org. Chem.* **1985**, 50, 2003–2004). The details of dendrimer synthesis have been reviewed extensively (Bai, S. *et al. Crit. Rev. Ther. Drug Carrier Syst.* **2006**, 23, 437–495).

Methods of synthesizing branched SA macromolecules

[00272] Branched SA macromolecules can be synthesized by incorporating linear SA macromolecules at the side chain of the monomeric SA unit (secondary OH groups).

FIG. 12 illustrates embodiments of a general approach for synthesizing a branched SA macromolecule. The method consists of: (i) providing the first SA unit with a free

secondary OH group while the primary OH groups are protected with PG1, (ii) substituting the secondary OH groups with a good leaving group, (iii) providing the second linear SA macromolecule building block with a free primary OH while the secondary OH groups are protected with PG2 and the other primary OH is protected with PG3, which is orthogonal to the protecting group (PG1) of the primary OH of the first SA unit, (iv) combining the first SA unit with the second linear SA macromolecule under conditions that permit the condensation of these two units, and (v) deprotecting one or two of the primary OH groups to provide sites for further branching. The macromolecule is usually non-symmetrical (*e.g.*, **P19**). When a glycol is used as the core SA unit, the macromolecule is symmetric (*e.g.*, **P20**).

[00273] Small MW SA homobifunctional and heterobifunctional crosslinking reagents may be used to crosslink different organic molecules or biomolecules together. Similar conjugates created with other crosslinking reagents have found many uses as research tools in biomedical research, as diagnostic reagents, and as new pharmaceutical drugs. High MW SA crosslinking reagents can be used to modify therapeutic agents and as carriers for drug delivery. For example, high MW SA macromolecules can be used to conjugate proteins of pharmaceutical interest that have a MW of less than 30 KDa, such as enzymes, cytokines, hormones, and monoclonal antibody fragments. In addition, SA macromolecules may be used to conjugate peptides, nucleic acids and their analogs, and siRNAs. The benefit of conjugating such high MW SA macromolecules to these molecules include (i) an increased hydrodynamic volume of the conjugate molecules, reducing their kidney excretion and prolonging the *in vivo* half-life of proteins to stabilize the protein, (ii) protecting amino acids of peptides from degradation, (iii) masking the critical sites sensitive to enzymatic degradation, (iv) reducing aggregation, and (v) increasing bioavailability.

[00274] In addition, SA macromolecules can be metabolized *in vivo*, which may generate a new mechanism for drug release.

[00275] Furthermore, SA macromolecules may be used to load drugs or small molecules, not only at the termini, but throughout the SA macromolecule. For example,

molecules containing acid groups can be coupled to the OH group of the backbone, increasing the amount of small molecules delivered to the tissue.

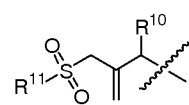
Site-specific labeling through SA crosslinking reagents and SA macromolecules

[00276] Site-specific labeling may be achieved through various strategies: (i) terminal amino acid in the protein of interest, (ii) insertion of a non-paired cysteine as a labeling site, (iii) structure-based approach by predicting the most reactive group in the surface, such as amine, phenolic hydroxyl, and thiol, (iv) oxidation or enzymatic reaction of a glycosylated moiety on the protein followed by tethering, (v) insertion of unnatural amino acids into the protein sequence to enable labeling at that specific site, and (vii) cysteine mutagenesis to introduce single reactive Cys groups.

[00277] SA crosslinking reagents may be used for the site-specific labeling of molecules of interest. For example, an SA molecule can label only the *N*-termini of proteins, antibodies, and enzymes through reductive amination. In some embodiments, the X or Y groups are aldehyde functional groups. For example, this strategy was used for site-specific PEGylation (Lee, D. *et al. J. Interferon Cytokine Res.* **2008**, 28, 101–112). An example of a conjugate made by this chemistry is Neulasta® (PEG-filgrastim) (Kinstler OB. *Pharm. Res.* **1996**, 13, 996–1002.).

[00278] In some embodiments, thiol-specific SA crosslinking reagents or SA macromolecules are used for site-specific labeling of Cys in the protein, with which single reactive Cys can be obtained by Cys mutagenesis. SA crosslinking reagents or SA macromolecules can undergo thiol exchange reactions or alkylation reactions through ether substitution (such as iodoacetamide derivatives) or an addition reaction (such as a vinyl sulfone, vinyl pyridine, or maleimide end-group).

[00279] In some embodiments X or Y is a conjugation moiety with the formula

, wherein R¹¹ is an optionally substituted aryl and R¹⁰ is an electron withdrawing group (*e.g.*, carbonyl), an α,β -unsaturated double bond, or an α,β' sulfonyl group prone to elimination as sulfonic acid. This compound can be used to label any protein or antibody with a disulfide bond in a site-specific manner through two steps: (i)

mild disulfide reduction to release the free thiols and (ii) conjugation of both thiols by sequential interactive bis-alkylation to yield a three-carbon bridge to which the SA molecule is covalently attached (Shaunak S. *et al. Nat. Chem. Bio.* **2006**, 312–313; Balan S. *et al., Bioconjugate Chem.* **2007**, 18, 61–76.; Brocchini, S. *et al. Nat. Protocols.* **2006**, 1, 2241–2252).

[00280] In some embodiments various enzymatic methods can be used to label molecules of therapeutic interest in a site-specific manner using SA macromolecules. The enzymes recognize and specifically modify only a select single or few amino acid residues, such as glycosyl-transferases and transglutaminases.

[00281] In some embodiments X or Y is a sialic acid group linked either directly to the SA macromolecules or through other spacers. Site-specific labeling can be achieved through enzymatic GalNAc glycosylation at serine and threonine residues in the protein, followed by the enzymatic transfer of SA-linked sialic acid to the previously introduced GalNAc residues. GlycoPEGylation has been applied successfully to the modification of granulocyte colony stimulating factor (G-CSF) (Defrees, S. US Patent Publication No. 20070254836A1), granulocyte macrophage colony stimulating factor (GM-CSF) (DeFrees, S. *et al. Glycobiology*, **2006**, 16, 833–843), interferon alpha-2b (IFN α -2b) (DeFrees, S. *et al. Glycobiology*, **2006**, 16, 833–843), follicle stimulating hormone (DeFrees, S. *et al.* US patent application 20080015142), erythropoietin (DeFrees, S. *et al.* US Patent Publication No. 20060287224A1), and factor VII (Klausen NK *et al.* US Patent Publication No. 20080039373A1).

[00282] In some embodiments X or Y is an amine functional group linked either directly to the SA macromolecules or through another spacer/linker. The conjugation reaction of a single amine SA macromolecule is achieved through transglutaminase, where the amino group of the SA macromolecule serves as a donor and glutamine in the protein or peptide serves as an acceptor. This process has been used to conjugate PEG to granulocyte-colony stimulating factor (BK0026) (Tonon G. **2008**, WO 2008/017603), interleukin-2 (Sato H. *Adv. Drug. Deliv. Rev.* **2002**, 54, 487–504), growth hormone (Zundel M. **2006**, WO2006/084888), and erythropoietin (Pool CT, **2004**, WO 2004/108667).

SA crosslinked conjugates

[00283] The SA macromolecules herein may be used to conjugate and link one molecule to another to produce new homogeneous or heterogeneous chemical entities. Here, any of the X, Y, Z, or ketone groups can react with one or a few crosslinking groups of the other molecule of interest to form a conjugate.

[00284] In one aspect, the invention generally relates to a conjugate having a chemical structure selected from the group consisting of:



wherein

each M_1 is independently selected from the group consisting of a protein, an enzyme, an antibody, an antibody fragment, a polypeptide, an oligonucleotide, an oligonucleotide analog, a polysaccharide;

each B is a modified sugar alcohol polymer, comprising :

from 1 to about 2000 sugar alcohol monomer(s);

wherein each monomer has from 3 to about 14 $-OR^1$ groups;

wherein R^1 is independently selected from the group consisting of hydrogen, C_1 - C_8 alkyl, benzoyl, acetyl, benzyl, C_1 - C_8 alkyl silyl, cyclic ortho ester, actinide, acetate, tetrahydropyranyl, tetrahydrofuranyl, and tetrahydrothiofuranyl;

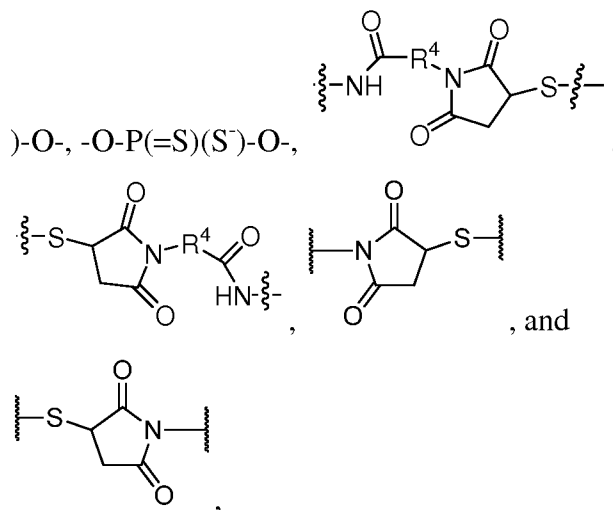
each L is independently selected from the group consisting of:

a bond and, a structure of $-V_1-R^2-V_2-$, wherein:

V_1 and V_2 are independently selected from the group consisting of:

Diels-Alder adduct, a 1,3-dipolar adduct, $-C(=G^2)-G^1-$, $-G^1-C(=G^2)-$, $-G^3-$, $-G^1-C(=G^2)-G^1-$, $-S-S-$, $-S-(CH_2)_2-S(O)_2-$, $-S(O)_2-(CH_2)_2-S-$, $-S(O)_2-N(R^3)-$, $-N(R^3)-S(O)_2-$, $-C(O)-NH-NH-CH_2-$, $-C(O)-NH-N=CH-$, $-CH=N-NH-C(O)-$, $-CH_2-NH-NH-C(O)-$,

-N(R³)-S(O)₂-N(R³)-, -C(O)-NH-CH(CH₂SH)-, -N=CH-,
 -NH-CH₂-, -NH-C(O)-CH₂-C(O)-NH-, -CH=N-G⁴-,
 -CH₂-NH-G⁴-, -G⁴-NH-CH₂-, -G⁴-N=CH-,
 -C(=NH₂⁺)-NH-, -NH-C(=NH₂⁺)-, -O-P(=O)(O⁻)-NH-,
 -NH-P(=O)(O⁻)-O-, -CH₂-CH(NH₂)-CH₂-S-,
 -S-CH₂-CH(NH₂)-CH₂-, -O-P(=O)(O⁻)-O-, -O-P(=O)(S⁻



wherein:

- each G¹ is independently selected from N R³, O, and S;
- each G² is independently O or S;
- each G³ is independently selected from S, O, NR³, and SO₂;
- each G⁴ is independently O or NR³;

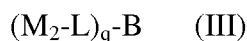
each R² is independently selected from a bond, C₁-C₁₂ alkyl,
 -(CH₂CH₂O)₁₋₁₀-, -(CH₂CH₂O)₁₋₁₀-CH₂-, optionally substituted alicyclyl,
 heteroalicyclyl, aryl, a peptide, and a peptidomimetic oligomer;

each R³ is independently selected from hydrogen, C₁-C₈ alkyl,
 -(OCH₂CH₂)₁₋₃-, optionally substituted alicyclyl, and optionally substituted
 heteroalicyclyl;

each R^4 is independently C_1 - C_8 alkyl;

u is an integer from 1 to about 20; and,

[00285] In another aspect, the invention is generally relates to a conjugate having chemical structural Formula (III):



wherein

each M_2 is independently selected from the group consisting of a metabolite, a fluorescent compound, a chemiluminescent compound, a mass tag, a chromophore, biotin, a toxin, a drug, a chemotherapeutic agent, a cytotoxic agent, an immunosuppressive agent, a diagnostic agent, a radioligand, and a small molecule,

each B is a modified sugar alcohol polymer, comprising :

from 1 to about 2000 sugar alcohol monomer(s);

wherein each monomer has from 3 to about 14 $-OR^1$ groups;

wherein R^1 is independently selected from the group consisting of hydrogen, C_1 - C_8 alkyl, benzoyl, acetyl, benzyl, C_1 - C_8 alkyl silyl, cyclic ortho ester, actinide, acetate, tetrahydropyranyl, tetrahydrofuranyl, and tetrahydrothiofuranyl;

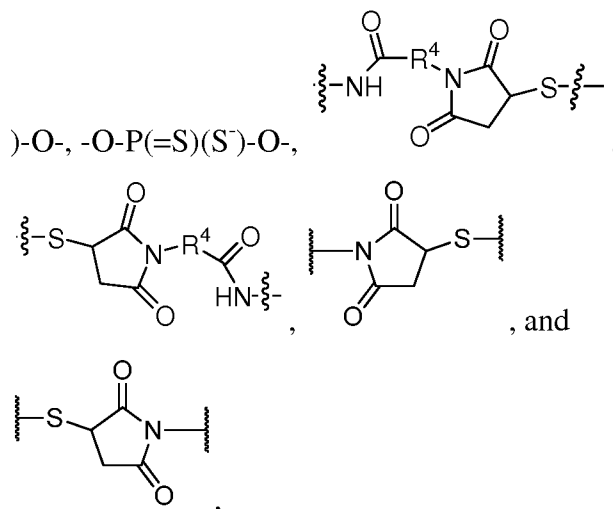
each L is independently selected from the group consisting of:

a bond and, a structure of $-V_1-R^2-V_1-$, wherein:

V_1 and V_2 are independently selected from the group consisting of:

Diels-Alder adduct, a 1,3-dipolar adduct, $-C(=G^2)-G^1-$,
 $-G^1-C(=G^2)-$, $-G^3-$, $-G^1-C(=G^2)-G^1-$, $-S-S-$,
 $-S-(CH_2)_2-S(O)_2-$, $-S(O)_2-(CH_2)_2-S-$, $-S(O)_2-N(R^3)-$,
 $-N(R^3)-S(O)_2-$, $-C(O)-NH-NH-CH_2-$, $-C(O)-NH-N=CH-$,
 $-CH=N-NH-C(O)-$, $-CH_2-NH-NH-C(O)-$,
 $-N(R^3)-S(O)_2-N(R^3)-$, $-C(O)-NH-CH(CH_2SH)-$, $-N=CH-$,
 $-NH-CH_2-$, $-NH-C(O)-CH_2-C(O)-NH-$, $-CH=N-G^4-$,
 $-CH_2-NH-G^4-$, $-G^4-NH-CH_2-$, $-G^4-N=CH-$,

-C(=NH₂⁺)-NH-, -NH-C(=NH₂⁺)-, -O-P(=O)(O⁻)-NH-,
 -NH-P(=O)(O⁻)-O-, -CH₂-CH(NH₂)-CH₂-S-,
 -S-CH₂-CH(NH₂)-CH₂-, -O-P(=O)(O⁻)-O-, -O-P(=O)(S⁻



wherein:

each G¹ is independently selected from N R³, O, and S;

each G² is independently O or S;

each G³ is independently selected from S, O, NR³, and SO₂;

each G⁴ is independently O or NR³;

each R² is independently selected from a bond, C₁-C₁₂ alkyl,

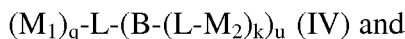
-(CH₂CH₂O)₁₋₁₀-, -(CH₂CH₂O)₁₋₁₀-CH₂-, optionally substituted alicyclyl,
 heteroalicyclyl, aryl, a peptide, and a peptidomimetic oligomer;

each R³ is independently selected from hydrogen, C₁-C₈ alkyl,

-(OCH₂CH₂)₁₋₃, optionally substituted alicyclyl, and optionally substituted
 heteroalicyclyl;

each R⁴ is independently C₁-C₈ alkyl;

[00286] In another aspect, the invention is generally relates to a conjugate having a chemical structure selected from the group consisting of:



wherein

each M_1 is independently selected from the group consisting of a protein, an enzyme, an antibody, an antibody fragment, a polypeptide, avidin, streptavidin, an oligonucleotide, an oligonucleotide analog, a polysaccharide;

each M_2 is independently selected from the group consisting of a metabolite, a fluorescent compound, a chemiluminescent compound, a mass tag, a chromophore, biotin, a toxin, a drug, a chemotherapeutic agent, a cytotoxic agent, an immunosuppressive agent, a diagnostic agent, a radioligand, a small molecule, and another biologically active molecule;

each B is a modified sugar alcohol polymer, comprising :

from 1 to about 2000 sugar alcohol monomer(s);

wherein each monomer has from 3 to about 14 $-OR^1$ groups;

wherein R^1 is independently selected from the group consisting of hydrogen, C_1 - C_8 alkyl, benzoyl, acetyl, benzyl, C_1 - C_8 alkyl silyl, cyclic ortho ester, actinide, acetate, tetrahydropyranyl, tetrahydrofuranyl, and tetrahydrothiofuranyl;

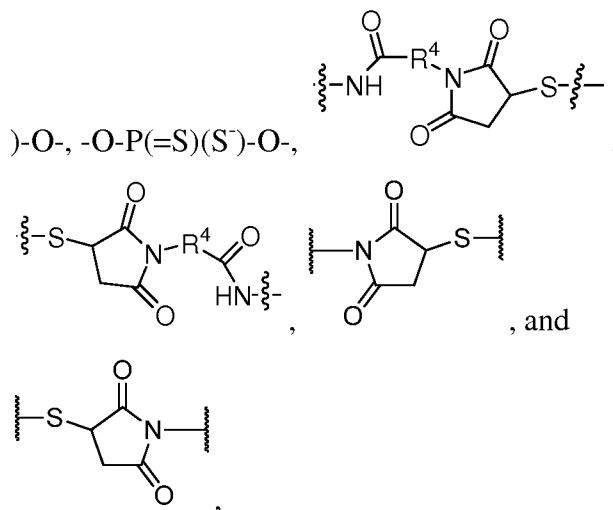
each L is independently selected from the group consisting of:

a bond and, a structure of $-V_1-R^2-V_2-$, wherein:

V_1 and V_2 are independently selected from the group consisting of:

Diels-Alder adduct, a 1,3-dipolar adduct, $-C(=G^2)-G^1-$,
 $-G^1-C(=G^2)-$, $-G^3-$, $-G^1-C(=G^2)-G^1-$, $-S-S-$,
 $-S-(CH_2)_2-S(O)_2-$, $-S(O)_2-(CH_2)_2-S-$, $-S(O)_2-N(R^3)-$,
 $-N(R^3)-S(O)_2-$, $-C(O)-NH-NH-CH_2-$, $-C(O)-NH-N=CH-$,
 $-CH=N-NH-C(O)-$, $-CH_2-NH-NH-C(O)-$,

-N(R³)-S(O)₂-N(R³)-, -C(O)-NH-CH(CH₂SH)-, -N=CH-,
 -NH-CH₂-, -NH-C(O)-CH₂-C(O)-NH-, -CH=N-G⁴-,
 -CH₂-NH-G⁴-, -G⁴-NH-CH₂-, -G⁴-N=CH-,
 -C(=NH₂⁺)-NH-, -NH-C(=NH₂⁺)-, -O-P(=O)(O⁻)-NH-,
 -NH-P(=O)(O⁻)-O-, -CH₂-CH(NH₂)-CH₂-S-,
 -S-CH₂-CH(NH₂)-CH₂-, -O-P(=O)(O⁻)-O-, -O-P(=O)(S⁻



wherein:

- each G¹ is independently selected from NH, O, and S;
- each G² is independently O or S;
- each G³ is independently selected from S, O, NR³, and SO₂;
- each G⁴ is independently O or NR³;

each R² is independently selected from a bond, C₁-C₁₂ alkyl,
 -(CH₂CH₂O)₁₋₁₀-, -(CH₂CH₂O)₁₋₁₀-CH₂-, optionally substituted alicyclyl,
 heteroalicyclyl, aryl, a peptide, and a peptidomimetic oligomer;

each R³ is independently selected from hydrogen, C₁-C₈ alkyl,
 -(OCH₂CH₂)₁₋₃-, optionally substituted alicyclyl, and optionally substituted
 heteroalicyclyl;

each R^4 is independently C_1 - C_8 alkyl;

u is an integer from 1 to about 100;

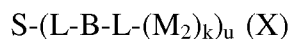
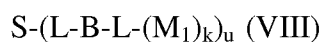
q is an integer from 1 to about 100; and,

k is 0 or an integer from 1 to about 20.

[00287] In some embodiments, q is an integer from 1 to about 10 and B comprises from 3 to about 2000 sugar alcohol monomers. In some embodiments, u is an integer from 1 to about 10 and B comprises: from 3 to about 2000 sugar alcohol monomers.

[00288] In some embodiments, M_1 is selected from the group consisting of an antibody and an antibody fragment; and M_2 is a chemotherapeutic drug, q is 1; u is an integer from 1 to about 20; and k is an integer from 1 to about 10.

[00289] In another aspect, the invention relates to a conjugate having chemical selected from the group consisting of:



wherein

S comprises a solid support;

each M_1 is independently selected from the group consisting of a protein, an enzyme, an antibody, an antibody fragment, a polypeptide, avidin, streptavidin, an oligonucleotide, an oligonucleotide analog, a polysaccharide;

each M_2 is independently selected from the group consisting of a metabolite, a fluorescent compound, a chemiluminescent compound, a mass tag, a chromophore, biotin, a toxin, a drug, a chemotherapeutic agent, a cytotoxic agent, an immunosuppressive agent, a diagnostic agent, a radioligand, a small molecule, and another biologically active molecule;

each B is a modified sugar alcohol polymer, comprising :

from 1 to about 2000 sugar alcohol monomer(s);

wherein each sugar alcohol monomer has from 3 to about 14 $-OR^1$ groups;

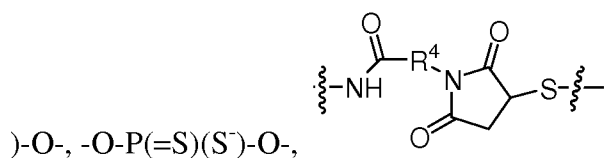
wherein R^1 is independently selected from the group consisting of hydrogen, C_1 - C_8 alkyl, benzoyl, acetyl, benzyl, C_1 - C_8 alkyl silyl, cyclic ortho ester, actinide, acetate, tetrahydropyranyl, tetrahydrofuranyl, and tetrahydrothiofuranyl;

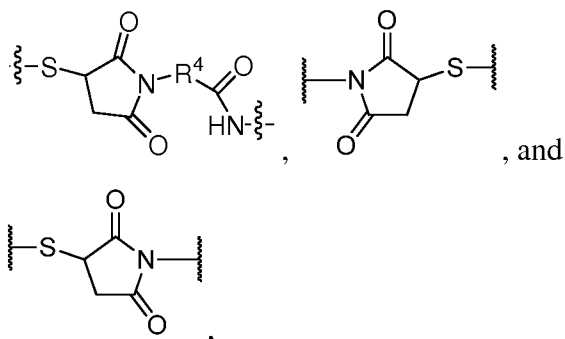
wherein each L is independently selected from the group consisting of a bond and $-V_1-R^2-V_2-$,

wherein:

V_1 and V_2 are independently selected from the group consisting of:

Diels-Alder adduct, a 1,3-dipolar adduct, $-C(=G^2)-G^1-$, $-G^1-C(=G^2)-$, $-G^3-$, $-G^1-C(=G^2)-G^1-$, $-S-S-$, $-S-(CH_2)_2-S(O)_2-$, $-S(O)_2-(CH_2)_2-S-$, $-S(O)_2-N(R^3)-$, $-N(R^3)-S(O)_2-$, $-C(O)-NH-NH-CH_2-$, $-C(O)-NH-N=CH-$, $-CH=N-NH-C(O)-$, $-CH_2-NH-NH-C(O)-$, $-N(R^3)-S(O)_2-N(R^3)-$, $-C(O)-NH-CH(CH_2SH)-$, $-N=CH-$, $-NH-CH_2-$, $-NH-C(O)-CH_2-C(O)-NH-$, $-CH=N-G^4-$, $-CH_2-NH-G^4-$, $-G^4-NH-CH_2-$, $-G^4-N=CH-$, $-C(=NH_2^+)-NH-$, $-NH-C(=NH_2^+)-$, $-O-P(=O)(O^-)-NH-$, $-NH-P(=O)(O^-)-O-$, $-CH_2-CH(NH_2)-CH_2-S-$, $-S-CH_2-CH(NH_2)-CH_2-$, $-O-P(=O)(O^-)-O-$, $-O-P(=O)(S^-$





wherein:

each G^1 is independently selected from NH, O, and S;

each G^2 is independently O or S;

each G^3 is independently selected from S, O, NR^3 , and SO_2 ;

each G^4 is independently O or NR^3 ;

each R^2 is independently selected from a bond, C_1 - C_{12} alkyl,

$-(CH_2CH_2O)_{1-10}-$, $-(CH_2CH_2O)_{1-10}-CH_2-$, optionally substituted alicyclyl, heteroalicyclyl, aryl, a peptide, and a peptidomimetic oligomer;

each R^3 is independently selected from hydrogen, C_1 - C_8 alkyl,

$-(OCH_2CH_2)_{1-3}$, optionally substituted alicyclyl, and optionally substituted heteroalicyclyl;

each R^4 is independently C_1 - C_8 alkyl;

u is an integer from 1 to about 500; and,

k is 0 or an integer from 1 to about 20.

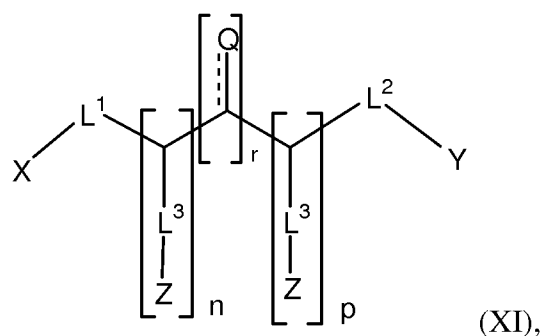
[00290] Solid support includes, for example, agarose beads, dextran, silica gel-based polymer, polystyrene, PLGA, PMMA, and colloidal gold. S may be a microparticle. The chemical composition of the particles may be polymers or copolymers, inorganic constructs, metals and semiconductors, superparamagnetic composites, biodegradable constructs, or synthetic dendrimers and dendrons. S may be buckyballs, fullerenes, or

carbon nanotubes. S may also be a quantum dot, dye-coded particle, or magnetic-coded particle.

[00291] In some embodiments, each B is a modified sugar alcohol polymer, comprising :from 1 to about 2000 sugar alcohol monomer(s) and each sugar alcohol monomer is bound to one or more sugar alcohol monomers through a linking group W formed by a reaction between the X, Y or Z portion of one monomeric unit with the X, Y or Z of another monomeric unit;

wherein

for each B¹, independently, has the chemical structural Formula XI:



each of n and p is independently selected from 0 and an integer selected from 1 to about 12, and n + p is between 1 and 12;

r is 0 or 1;

each bond represented by ----- is a single or a double bond;

Q is selected from =O, =N-O-L-M₁, =N-O-L-M₂, =N-O-L-S, -NH-O-L-S, -NH-O-L-M₁, and -NH-O-L-M₂;

each of X, Y and Z, when bound to M₁, M₂ or S, is a linker V,

each of X, Y and Z, when not bound to S or M₁, M₂, is a functional group that independently selected from -OH, -J, -R⁵J, -C(=O)-J, -C(=O)-CH₂-J, -NH-C(=O)-CH₂-J, -OR⁵, -OR⁶, -OR⁷, -O-Mesyl, -O-Tosyl, -NH-C(=O)-CH₂-O-Mesyl, -NH-C(=O)-CH₂-O-Tosyl, -SH, -S-S-tButyl, -SR⁷, -SR⁵, -S-S-R⁸, -S(=O)₂-J, -NH₂, -NHR⁵, -N(R⁵)R⁵, -NHR⁷, -NH-Fmoc, -NH-Boc, -C(=O)H, -C(=O)-R⁵, -C(=O)OH, -N=C=S, -N=C=O, -C≡C-R⁵, -N=N⁺=N⁻, -O-NH₂, -O-NH-Fmoc, -O-NH-Boc, -O-N-(Boc)₂,

-O-N(-phthalimidyl), -NH-NH₂, -C(=O)-NH-NH₂, -NH-C(=O)-NH-NH₂,
 -NH-C(=S)-NH-NH₂, -toluenesulfonylhydrazide, -R⁵-NH-C(=NH₂⁺)-NH₂, a
 benzophenone, an aryl diazonium, a diazoalkane, a diazoacetyl, an anthraquinone,
 a diazine, an optionally substituted trifluoromethylphenyldiazirine, a diene, a
 dienophil, a 1,3-dipole, a dipolarophile, an alkene, a ketene, an olefin, an alkene
 with allylic hydrogen, a dicarbonyl group, an epoxide, an oxirane, an
 organosilane, a phosphonium group, an ester, an anhydride, a carbonate group, a
 glyoxal, -C(=NH²)-O-R⁵, a hydroxymethyl phosphine derivative, an ethyl vinyl, a
 maleimide, a vinylsulfone, an allyl sulfone, a thioester, a cisplatin derivative, an
 aziridine, an acryloyl group,;

each R⁵ is independently selected from hydrogen, C₁-C₈ alkyl, alicyclyl,
 heteroalicycyl, benzyl or aryl, wherein any ring in R⁵ is optionally substituted;

each R⁶ is independently selected from benzoyl, acetyl, benzyl, C₁-C₈
 alkyl silyl, tetrahydropyranyl, tetrahydrofuranyl, and tetrahydrothiofuranyl;

each R⁷ is independently selected from trityl, MMT, and DMT;

each R⁸ is independently selected from 2-pyridyl, 4-pyridyl,
 5-nitro-2-pyridyl, 5-nitro-4-pyridyl, 2-nitrophenyl, 4-nitrophenyl,
 3-carboxy-4-nitrophenyl, and 2,4-dinitrophenyl;

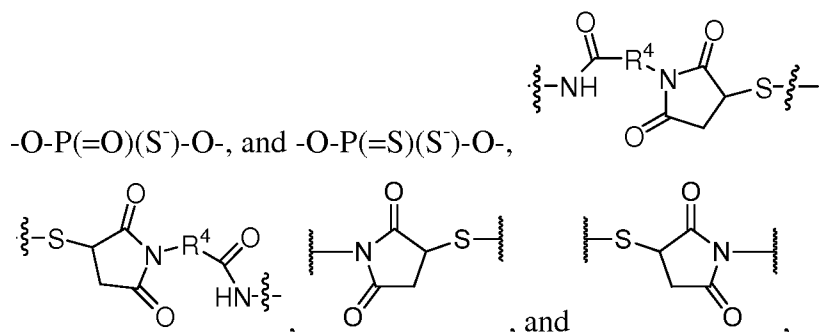
each J is independently selected from Cl, Br and I

each of L¹, L², and L³ is independently a bond or -R⁹-V-R²*, wherein:

“*” represents a portion of L¹, L², and L³ bound to X, Y, S, M₁ or
 M₂, or a Z, respectively;

each W and V are independently selected from the group consisting of
 Diels-Alder adduct, a 1,3-dipolar adduct, -C(=G²)-G¹-, -G¹-C(=G²)-, -G³-,
 -G¹-C(=G²)-G¹-, -S-S-,
 -S-(CH₂)₂-S(O)₂-, -S(O)₂-(CH₂)₂-S-, -S(O)₂-N(R³)-, -N(R³)-S(O)₂-,
 -C(O)-NH-NH-CH₂-, -C(O)-NH-N=CH-, -CH=N-NH-C(O)-,
 -CH₂-NH-NH-C(O)-, -N(R³)-S(O)₂-N(R³)-, -C(O)-NH-CH(CH₂SH)-,
 -N=CH-, -NH-CH₂-, -NH-C(O)-CH₂-C(O)-NH-, -CH=N-G⁴-,
 -CH₂-NH-G⁴-, -G⁴-NH-CH₂-, -G⁴-N=CH-, -C(=NH₂⁺)-NH-,

-NH-C(=NH₂⁺)-, -O-P(=O)(O⁻)-NH-, -NH-P(=O)(O⁻)-O-,
 -CH₂-CH(NH₂)-CH₂-S-, -S-CH₂-CH(NH₂)-CH₂-, -O-P(=O)(O⁻)-O-,



wherein:

each G¹ is independently selected from NR³, O, and S;

each G² is independently O or S;

each G³ is independently selected from S, O, NR³, and SO₂;

each G⁴ is independently O or NR³;

each R² is independently selected from a bond, C₁-C₁₂ alkyl, -(CH₂CH₂O)₁₋₁₀-, -(CH₂CH₂O)₁₋₁₀-CH₂-, optionally substituted alicyclyl, heteroalicyclyl, aryl, a peptide, and a peptidomimetic oligomer;

each R³ is independently selected from hydrogen, C₁-C₈ alkyl, -(OCH₂CH₂)₁₋₃, optionally substituted alicyclyl, and optionally substituted heteroalicyclyl;

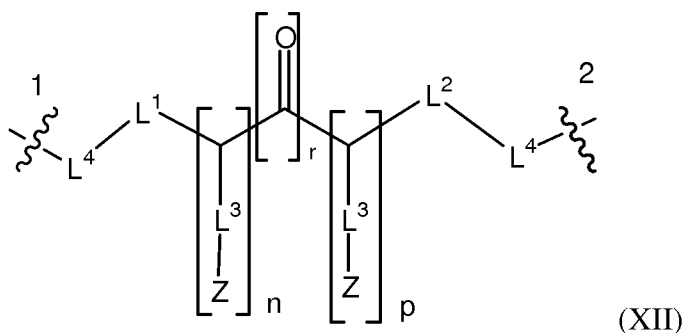
each R⁴ is independently C₁-C₈ alkyl;

each R⁹ is a bond or -CH₂-;

and at least in one of the B¹ unit each -L³-Z portion is -OR¹;

wherein each R¹ is independently selected from the group consisting of hydrogen, C₁-C₈ alkyl, benzoyl, acetyl, benzyl, C₁-C₈ alkyl silyl, cyclic ortho ester, actinide, acetate, tetrahydropyranyl, tetrahydrofuranyl, and tetrahydrothiofuranyl.

[00292] In some preferred embodiments B has the chemical B has the chemical structural Formula XII:



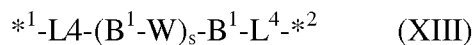
wherein represents a bond to M_1 , M_2 or S .

each of L^4 , when bound to M_1 , M_2 or S , is a linker V

when k is 0, represents Y . when k is an integer selected from 1

to about 20, represents a bond to M_1 , M_2 or S .

[00293] In another preferred embodiment B has the chemical structural Formula XIII:



wherein:

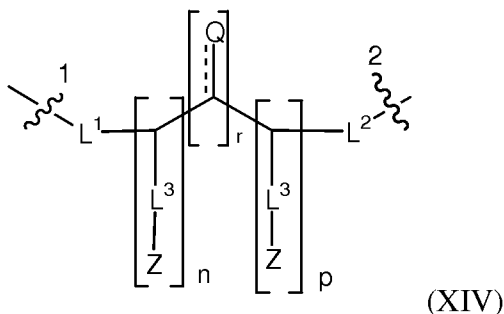
“ $*^1$ ” represents a portion of the L^4 bound to S , M_1 or M_2 ;



each of L^4 , when bound to M_1 , M_2 or S , is a linker V

s is 0 or an integer independently selected from 1 to about 500;

when k is 0, L^4-*^2 represents Y ; and when k is an integer selected from 1 to about 20, “ $*^2$ ” represents a portion of the L^4 bound to M_1 , M_2 , or S and .

each B^1 , independently, has the chemical structural Formula XIV:



 represents a bond to L^1 ; and  represents a bond to L^2 .

[00294] In some embodiments, when each of q and k is 1, and u is larger than 1, the conjugate has the formula $M_1-L-(B-L-M_2)_u$ or $M_1-(L-B-L-M_2)_u$. In some preferred embodiments B is a sugar alcohol modifier with a MW < 1000, for example, an antibody linked to several cytotoxic drugs through sugar alcohol moiety B , or a fluorescence-labeled protein or enzyme through sugar alcohol crosslinking reagent.

[00295] In some embodiments, when k is 0 and q is 1, the conjugate has the formula M_1-L-B_u . M_1 is simply labeled with different numbers of modifier B , which can further react with other molecules of interest to form a conjugate, $M_1-(L-B-L-M_2)_u$. In certain preferred embodiments B is a sugar alcohol modifier with a MW < 1000.

[00296] In some embodiments, when k is 0, u is 1, and q is larger than 1, the conjugate has the formula $(M_1)_q-L-B$, $B-(L-M_1)_u$ or $(M_2-L)_q-B$. In some preferred embodiments B is an SA macromolecule with MW > 1000 Da (*e.g.*, a drug carrier). Polymeric microspheres, polymer micelles, soluble polymers, and PEGylation have been shown to be effective in enhancing drug stability and target specificity and decreasing toxicity. SA macromolecules can be used to pharmaceutically load useful groups or entities, then deliver the drug *in vivo*.

[00297] In some embodiments, when k is 0, u is 1, and q is 1, the conjugate has the formula M_1-B or M_2-B . In a preferred embodiment B is an SA macromolecule with MW > 10000 Da, wherein B can carry various large MW biomolecules, such as proteins, siRNAs, oligos, peptides, and polypeptides.

[00298] In certain embodiments M_2 is a biomolecule, a metabolite, a fluorescent compound, biotin, a toxin, a drug, a chemotherapeutic agent, a diagnostic agent, or other biologically active molecule.

[00299] In certain embodiments M_1 or M_2 may include one or more radioactive isotopes or isotopic elements.

[00300] In certain embodiments M_2 is a metabolite. Metabolites are the intermediates and products of metabolism. Examples of metabolites include alkaloids, glycosides, lipids, flavonoids, nonribosomal peptides, phenazines, phenols, polyketides, terpenes, and

tetrapyrroles. Metabolites may also be fragments of drugs or drugs modified by living organisms through specialized enzymatic systems.

[00301] In certain embodiments the conjugate is an antibody-drug conjugate. M_1 is an antibody or antibody fragment and M_2 is a chemotherapeutic drug. From 1 to 8 drug molecules may be connected to a single antibody.

[00302] In some preferred embodiments M_1 and M_2 is a therapeutic agent, such as a drug, toxin, cytokine, hormone, hormone antagonist, enzyme, enzyme inhibitor, inhibitory oligonucleotide (*e.g.*, RNAi, siRNA), immunomodulator (*e.g.*, cytokine, lymphokine, chemokine, growth factor, or tumor necrosis factor), radionuclide, anti-angiogenic agent, pro-apoptotic agent, antibody, radiolabeled antibody, or photoactive therapeutic agent.

[00303] In certain embodiments the therapeutic agent is a chemotherapeutic drug. Examples of chemotherapeutic drugs include adrenocortical suppressants, antimetabolites, alkylating agents, alkyl sulfonates, antibiotics, antimetabolites, anthracyclines, anti-angiogenic agents, camptothecins, COX-2 inhibitors, CPT-11, doxorubicin, doxorubicin analogs, enzyme inhibitors, endostatin, epipodophyllotoxins, ethylenimine derivatives, folic acid analogs, gemcitabine, HDAC inhibitors, heat shock protein (HSP)90 inhibitors, hormone antagonists, methotrexate, methyl hydrazine derivatives, mTOR inhibitors, nitrosoureas, nitrogen mustards, pyrimidine analogs, purine analogs, platinum coordination complexes, substituted ureas, SN-38, taxols, triazenes, taxanes, tyrosine kinase inhibitors, proteasome inhibitors, pro-apoptotic agents, and vinca alkaloids. Suitable chemotherapeutic agents are described in the literature (Remington's Pharmaceutical Sciences, 19th Ed. Mack Publishing Co. **1995**; Goodman and Gilman's the Pharmacological Basis of Therapeutics, 7th Ed. McMillan Publishing Co. **1985**).

[00304] In certain embodiments the therapeutic agent is a cytotoxic or immunosuppressive agent, such as an antitubulin agent, auristatin, DNA minor groove binder, DNA replication inhibitor, alkylating agent, anthracycline, antibiotic, antifolate, antimetabolite, chemotherapy sensitizer, cyclooxygenase inhibitor, duocarmycin, etoposide, fluorinated pyrimidine, ionophore, lexitropsin, lipoxygenase inhibitor,

nitrosourea, platinol, pre-forming compound, purine antimetabolite, puromycin, radiation sensitizer, steroid, taxane, topoisomerase inhibitor, vinca alkaloid, and the like.

[00305] Individual cytotoxic agents include, for example, auristatin (*e.g.*, MMAE, MMAF), azathioprine, bleomycin, bortezomib, busulfan, calicheamicin, capecitabine, carboplatin, carmustine, chlorambucil, cisplatin, cladribine, colaspase, cyclophosphamide, cytarabine, dacarbazine, dactinomycin, dauorubicin, docetaxel, doxorubicin, duocarmycin, epirubicin, etoposide, etoposide phosphate, fludarabine, fluorouracil, fotemustine, ganiclevir, gemcitabine, hydroxyurea, idarubicin, ifosfamide, irinotecan, lomustine, melphalan, mercaptopurine, methotrexate, mitomycin, mitozantrone, oxaliplatin, paclitaxel, premetrexed, procarbazine, raltitrexed, temozolomide, temiposide, thioguanine, thiotepa, topotecan, valganciclovir, vinblastine, vincristine, vinorebine, and maytansine (*e.g.*, DM1, DM4). Drugs that have been conjugated to the antibody and are currently in clinical trials are auristatin, maytansine, calicheamicin, and duocarmycin (Alley, SC, *et al. Current opinion in chemical biology* **2010**, *14*, 529–537).

[00306] In certain embodiments the cytotoxic agent is dolastatin (*e.g.*, auristatin E, AFP, MMAF, MMAE) or derivatives thereof. In certain embodiments the cytotoxic agent is a conventional chemotherapeutic, such as doxorubicin, paclitaxel, melphalan, vinca alkaloids, methotrexate, mitomycin C, or etoposide. In addition, potent agents include CC-1065 analogs, calicheamicin, maytansine (or DM-1), analogues of dolastatin 10, rhizoxin, and palytoxin.

[00307] In certain embodiments the immunosuppressive agent may be, for example, arylcarboxylic derivatives, azathioprine, cyclosporine, cyclooxygenase inhibitors, cyclophosphamide, etanercept, gancyclovir, glucocorticoids or glucocorticoid analogs, leukotriene receptor antagonists, 5-lipoxygenase inhibitors, mycophenolate mofetil or methotrexate, nicotinic acid derivatives, oxicam derivatives, pyrazole-containing derivatives, rapamycin, or tacrolimus.

[00308] In some preferred embodiments the therapeutic agent is a toxin selected from the group consisting of ricin, abrin, alpha toxin, saporin, ribonuclease (RNase), DNase I,

Staphylococcal enterotoxin-A, pokeweed antiviral protein, gelonin, diphtheria toxin, *Pseudomonas* exotoxin, and *Pseudomonas* endotoxin.

[00309] In some preferred embodiments the therapeutic agent is an immunomodulator selected from the group consisting of cytokines, stem cell growth factors, lymphotoxins, hematopoietic factors, colony stimulating factor (CSF), interferons (IFNs), erythropoietin, thrombopoietin, and a combination thereof.

[00310] M may be any antibody or fragment that is capable of binding specifically to a target antigen associated with a disease state or condition. Antibody sequences or antibody-secreting hybridomas against almost any disease-associated antigen may be obtained from ATCC (American Type Culture Collection), NCBI, and USPTO databases. Useful polyclonal antibodies are heterogeneous populations of antibody molecules derived from the sera of immunized animals. Useful monoclonal antibodies are homogeneous populations of antibodies to a particular antigenic determinant of a target antigen. A polyclonal and monoclonal antibody to a target antigen may be prepared by using any technique known in the art.

[00311] Suitable antibodies include monoclonal antibodies, such as chimeric, humanized, or human antibodies, or an antigen-binding fragment thereof. In one embodiment the antibody fragment is, for example, AC10, BR96, 1F6 or 2F2, or growth inhibitory antibody.

[00312] Individual therapeutic antibodies include, for example, alemtuzumab (Campath; Leukosite, MA), Allomune (BioTransplant), bevacizumab (Avastin; Genetech, Inc., CA), CEAcide (Immunomedics, NJ), cetuximab (Erbix; Imclone Systems Inc., NY), epratuzumab (Immunomedics, Inc., NJ and Amgen, CA), LymphoCide (Immunomedics, Inc., NJ), Oncolym (Techniclone, Inc., CA), OVARE (AltaRex Corporation, MA), Panorex (Glaxo Wellcome, NC), rituximab (Rituxan; Genetech), Smart MI95 (Protein Design Labs, Inc., CA), Smart ID10 (Protein Design Labs, Inc., CA), trastuzumab (Herceptin; Genetech), and Vitaxin (MedImmune, Inc., MD).

[00313] In certain embodiments the antibodies include, for example, antibodies against the following antigens: tumor-associated antigens; antigens associated with pancreatic

cancer, malignant disease, autoimmune disease, immune dysfunction disease, leukemia, or neurological disease; and antigens against transmembrane activator and CAML-interactor (TACI, Yu *et al. Nat. Immunol.* **2000**, *1*, 252–256). Examples of antigens include: CA125, CA 15-3, CA19-9, L6, Lewis Y, Lewis X, alpha fetoprotein, CA 242, placental alkaline phosphatase, prostate specific antigen, prostatic acid phosphatase, epidermal growth factor, MAGE-1, MAGE-2, MAGE-3, MAGE-4, anti-transferrin receptor, p97, MUC1-KLH, CEA, gp100, MART1, IL-2 receptor, CD4, CD5, CD8, CD14, CD15, CD19, CD20, CD21, CD22, CD23, CD25, CD33, CD37, CD38, CD40, CD40L, CD46, CD52, CD54, CD66a-d, CD67, CD74, CD79a, CD80, CD126, CD138, CD154, B7, MUC1, LALI, HM1.24, HLA-DR, tenascin, VEGF, PIGF, ED-B fibronectin, oncogenes, oncogene products, necrosis antigens, T101, TAG, IL-6, MIF, TRAIL-R1 (DR8), TRAIL-R2 (DR5), human chorionic gonadotropin, mucin, P21, MPG, and Neu oncogene product.

[00314] The antibody can also be a multispecific antibody, such as a bispecific antibody. Methods for making bispecific antibodies are known in the art. In some embodiments the antibody fragment is an Fv, Fab, Fab', or F(ab')₂. Other useful antibodies are heavy chain and light chain dimers of antibodies, single chain antibodies, a minibody, a diabody, a triabody, a tetrabody, dsFv, sc-Fv-Fc, (sFv)₂, a fragment produced by a Fab expression library, an anti-idiotypic (anti-Id) antibody, or multispecific antibodies from antibody fragments.

[00315] In certain embodiments the antibody and proteins may comprise one or more radioactive isotopes useful for treating diseased tissue. Suitable therapeutic radionuclides include, but are not limited, iodine-131, iodine-125, bismuth-212, bismuth-213, lutetium-177, yttrium-90, yttrium-88, technetium-99m, copper-62, copper-67, rhenium-188, rhenium-186, gallium-66, gallium-67, indium-111, indium-114m, indium-115, boron-10, astatine-211, phosphorus-32, phosphorus-33, scandium-47, silver-111, praseodymium-142, samarium-153, terbium-161, dysprosium-166, holmium-166, rhenium-186, rhenium-188, rhenium-189, lead-212, lead-211, radium-223, actinium-225, iron-59, selenium-75, arsenic-77, strontium-89, molybdenum-99, rhodium-105, palladium-109, praseodymium-143, promethium-149, erbium-169, iridium-194, gold-198, and gold-199.

[00316] Additional potential therapeutic radioisotopes include carbon-11, nitrogen-13, oxygen-15, bromine-75, bromine-76, gold-198, actinium-224, iodine-126, iodine-133, bromine-77, indium-113, ruthenium-95, ruthenium-97, ruthenium-103, ruthenium-105, mercury-107, mercury-203, tellurium-121m, tellurium-122m, tellurium-125m, tellurium-165, tellurium-167, tellurium-168, platinum-197, palladium-109, rhodium-105, praseodymium-142, praseodymium-143, terbium-161, holmium-166, gold-199, cobalt-57, cobalt-58, chromium-51, iron-59, selenium-75, thallium-201, actinium-225, ytterbium-169, and the like.

[00317] Therapeutic reagents may be attached to the antibody through partial reduction of the SH group or surface amines. Therapeutic reagents may also be attached to carbohydrate side chains if available.

[00318] In certain embodiments the therapeutic agents may include one or more copies of the same therapeutic agent or combinations of different therapeutic agents.

[00319] In certain embodiments M_2 is a diagnostic agent. Examples of diagnostic agents include fluorescent probes, chemiluminescent compounds, radio ligands, mass spectrometric tags, chromophores, and UV-active compounds.

[00320] In certain embodiments M_2 is a fluorescent compound. Examples of fluorescent compounds include fluorescein, rhodamine, coumarin, green fluorescent protein, BODIPY, Texas Red, Cascade Blue, Lucifer yellow derivatives, phycobiliprotein cyanine dye, lanthanide chelate, and quantum dot. Various fluorescent compounds are commercially available (*e.g.*, from Molecular Probes and Invitrogen).

[00321] The position at which M_1 or M_2 attaches to B can be a single site or multiple sites. M_1 or M_2 can be attached to B through an ester linkage or other crosslinking group.

[00322] In a preferred embodiment M_1 is a therapeutic protein or polypeptide. SA macromolecules may conjugate the protein or peptide at a single specific site or multiple sites. The therapeutic proteins may be cytokines, hormones, hemopoietic proteins, blood proteins, enzymes, or peptides.

[00323] In certain embodiments M_1 is G-CSF, its fragments, or modified derivatives. G-CSF is a 174-amino-acid glycosylated cytokine that stimulates the proliferation, survival, and differentiation of neutrophil granulocyte progenitor cells and mature neutrophils (Hill

CP, *et al. Proc. Natl. Acad. Sci.* **1993**, 90, 5167–5171). G-CSF is rapidly eliminated from the blood. Modification of G-CSF using a single SA macromolecule may help stabilize the substance. PEGylated G-CSF has been marketed under the trade name Neulasta (Kinstler O. B. *et al. Pharm Res* **1996**, 13, 996–1002).

[00324] In certain embodiments the therapeutic proteins are GM-CSF, IFN α -2a, IFN α -2b, IL-2 (Waldmann TA, *Nature Rev. Immunol.* **2006**, 6, 595–601), erythropoietin (EPO, Macdougall IC, *Curr Hematol Rep* **2005**, 4, 436–440), growth hormone (GH; Zundel M, Peschke B, **2006**, WO 2006/084888), human growth hormone (hGH; Li CH, *Mol Cell Biochem* **1982**, 46, 31–41), or apomyoglobin (apoMb; Evans SV *et al. J. Mol. Biol.* **1990**, 213, 885–897). Other examples of therapeutic proteins and peptides include asparaginase, interferons (*e.g.*, IFN- α , - β , - γ), interleukins, leptin, serum proteins (*e.g.*, factor VII, factor VIIa, factor VIII, factor IX, and factor X), human chorionic gonadotropin (HCG), insulin, follicle stimulating hormone (FSH), luteinizing hormone (LH), urate oxidase (uricase), adenosine deaminase (ADA), and antibody fusion proteins (*e.g.*, tumor necrosis factor receptor (TNFR)/Fc domain fusion protein).

[00325] Other useful proteins include proteins that selectively localize in a particular tissue or region of the body. Examples of such proteins include transferrin, HS-glycoprotein, coagulation factors, serum proteins, O-glycoprotein, G-CSF, GM-CSF, M-CSF, EPO, and the like.

[00326] In some preferred embodiments M₁ is a derivative of a therapeutic protein or peptide. For example, fragments of the proteins and chemically modified proteins (*e.g.*, glycosylation, acylation, amino acid substitution). In some preferred embodiments M is a recombinant protein.

[00327] In certain embodiments M₁ is an oligonucleotide, oligonucleotide analog, or small interference RNA (siRNA). Examples of oligonucleotide analogs include peptide nucleic acids (PNAs), locked nucleic acids (LNAs), threose nucleic acid (TNA), and alpha PNAs.

[00328] In certain embodiments the therapeutic agent may include one or more copies of the same therapeutic agent or combinations of different therapeutic agents.

[00329]

EXAMPLES

[00330] The following examples contain important additional information, exemplification, and guidance that can be adapted to the practice of this invention in its various embodiments and equivalents thereof. Practice of the invention will be more fully understood from the following examples, which are presented here for illustrative purposes only and should not be construed as limiting in anyway.

[00331] **Instrumentation:** ^1H -NMR spectra were recorded at 500 MHz (Bruker) and are reported in parts per million (ppm) on the δ scale relative to residual CHCl_3 (δ 7.25) and $\text{DMSO-}d_6$ (δ 2.49). All NMR experiments were performed at room temperature (RT) unless otherwise stated. HPLC was performed in an Agilent 1100 HPLC system with automatic sample injector and diode array detector. Analytical HPLC was performed on an XTerraTMC18 column (Waters, 2.5 μm , 3.0 x 30 mm). The HPLC method used (method A) was a linear gradient of AB solvent (5% B to 95% B in 10 minutes) at a flow rate of 0.6 mL/min. In the case of very hydrophobic compounds, a Nova-Pack C18 column (Waters, 5 μm , 3.9 x 150 mm) was used with a linear AB gradient (10% B to 95% B in 10 minutes, then held at 95% B for another 5 minutes) at a flow rate of 1.0 mL/min (method B). Solvent A was 0.1% aqueous TFA and solvent B was 0.1% TFA in acetonitrile. The UV detector was set at 210 nm and 254 nm. Most mass spectra were collected on a Quadrupole MDS Sciex Q-TRAP. In a typical experiment, crude or purified samples were dissolved or diluted in methanol containing 0.1% formic acid and infused directly into the electrospray inlet. For some large molecular weight compounds, mass spectra were collected on a 4700 Proteomic Analyzer with TOF/TOF optics (AB Sciex, Framingham). In a typical experiment, 5 μL of sample solution was mixed with 5 μL of 1 mg/mL dihydroxy benzoic acid solution in water, then 1 μL of the mixture was spotted onto the MALDI plate and air dried. The sample either co-crystallized or formed a dried droplet with a matrix. Upon laser excitation, the matrix absorbs the laser energy and transfers the energy to the sample, facilitating its ionization and vaporization.

[00332] **Solvents and Reagents:** All moisture-sensitive reactions were performed in an inert, dry atmosphere of nitrogen. Reagent grade solvents were used for chromatography

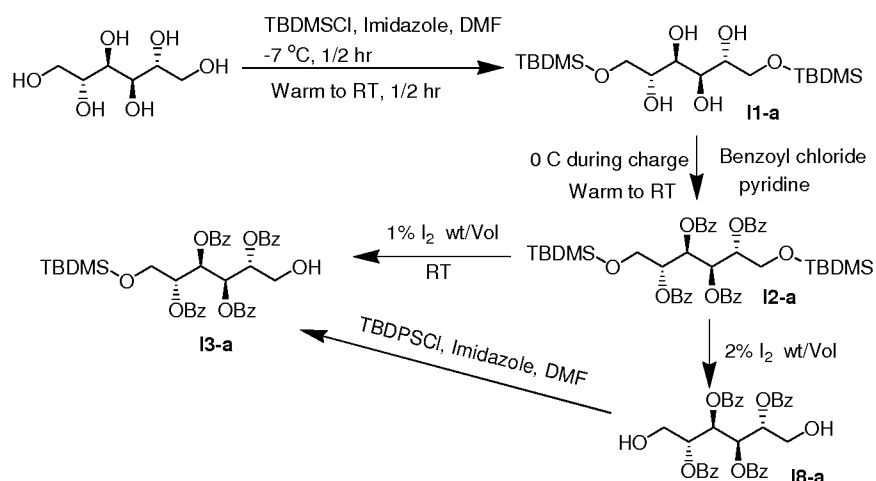
and extraction. D-glucamine, D-glucosamic acid, N-hydroxyphthalimide, and pyridinium p-toluenesulfonate were purchased from TCI America. Acetone cyanohydrin, 10% palladium on carbon, 3,4-dihydro-2H-pyran, acetic anhydride, formic acid, anhydrous dichloromethane, and anhydrous N,N-dimethylformamide were purchased from Sigma-Aldrich. N-(9-fluorenylmethoxycarbonyloxy)succinimide ("Fmoc-OSu") was purchased from Chem-Impex International; triethylamine was purchased from Mallinckrodt; pyridine was purchased from EMD; and ACS grade solvents were purchased from EMD, BDH, Macron, or Mallinckrodt. All other chemicals and reagents were purchased from Alfa Aesar and used as received.

[00333] **Chromatography:** Thin-layer chromatography (TLC) analysis was performed using EMD TLC silica gel 60 F₂₅₄ (0.25 mm thickness). The plates were visualized first with UV illumination, followed by charring with chemical solutions. Different charring solutions were used: 1) PMA (3% phosphomolybdic acid in ethanol w/v); 2) CAM (ceric ammonium molybdate, 2.5% ammonium molybdate, 1% cerium sulfate in 10% aqueous sulfuric acid); 3) 5% ninhydrin in ethanol; and 4) 2% KMnO₄ in water. Flash chromatography was performed on an ISCO companion using pre-packed columns. The solvent compositions were on a volume/volume (v/v) basis.

Example 1-6: Selective protection and deprotection strategies for the primary and secondary alcohol groups in a sugar alcohol.

[00334] **Example 1: Synthesis of a single free OH SA molecule using a benzoate ester and TBDMS protecting strategy**

[00335] **Scheme 12:**



[00336] **Compound 11-a:** Compound **11-a** was synthesized based on a similar procedure from the literature (*Chem. Pharm. Bull.* **2010**, 58, 495). 4.55 g (25.0 mmol, 1 eq.) of D-mannitol and 5.56 g (81.6 mmol, 3.3 eq.) of imidazole were partially dissolved in 20 mL of DMF and cooled to -7°C. In a separate flask, 7.52 g (50.2 mmol, 2 eq.) of *t*-butyl-dimethylsilyl chloride was dissolved in 10 mL of DMF. This solution was then added slowly to the D-mannitol suspension over a period of 20 minutes at -7°C and the reaction allowed to warm to RT. The DMF was removed under reduced pressure to provide an oil that was then dissolved in 90 mL of ethyl acetate. A gummy solid formed. The ethyl acetate was decanted away from the solid, which was completely dissolved in 12 mL of water. This aqueous phase was extracted with 25 mL of ethyl acetate and the ethyl acetate extracts combined. The extracts were then washed three times with 10 mL of water, followed by a wash with 15 mL of brine. The organic phase was dried over anhydrous Na₂SO₄, filtered, and concentrated under reduced pressure. The resulting material was purified by silica gel column chromatography to obtain 2.10 g of desired product (R_f = 0.20, EtOAc:hexanes = 25:75, charring by 2% KMnO₄). MALDI: exact mass 410.25, obtained 433.44 [M+Na]⁺. ¹H-NMR (500 MHz, DMSO-d₆): δ 4.32 (d, J = 5.7 Hz, 2H), 4.02 (d, J = 7.1 Hz, 2H), 3.76 (dd, J = 10.4, 3.0 Hz, 2H), 3.57-3.48 (m, 4H), 3.43 (dtd, J = 8.7, 5.9, 3.0 Hz, 2H), 0.83 (s, 18H), 0.00 (s, 12H). Higher substituted byproducts were also present (confirmed by mass spec): 5.05 g of tri-TBDMS protection (39% yield) (R_f = 0.53) and tetra-TBDMS substitution (R_f = 0.71).

[00337] **Compound I2-a:** 0.9746 g (2.374 mmol, 1 eq.) of **I1-a** were dissolved in 4.6 mL (57 mmol) of pyridine and cooled to 0°C. Next, 1.50 mL (12.2 mmol, 5.1 eq.) of benzoyl chloride was added drop wise. The reaction was allowed to warm to RT and stir overnight. The majority of the pyridine was removed by evaporation under reduced pressure, and the resulting residue was dissolved in 15 mL of ethyl acetate. The ethyl acetate was then washed with 5 mL of 1 N HCl (aq.), followed by 5 mL of saturated NaHCO₃ (aq.). The ethyl acetate was dried over anhydrous Na₂SO₄, filtered and concentrated under reduced pressure, and purified by silica gel column chromatography to obtain 1.59 g of the desired product (80% yield). Mass spec analysis (electrospray): exact mass 826.36, obtained 827.7 [M+H]⁺; 849.7 [M+Na]⁺.

[00338] **Compound I3-a:** 0.1060 g of elemental iodine was dissolved in 10 mL of methanol to create an approximately 1% by weight solution. Next, 0.800 g (0.967 mmol, 1 eq.) of **I2-a** was dissolved in 7.5 mL of the I₂/MeOH solution at RT. An additional 1.0 mL of THF was added to obtain a homogeneous solution. The reaction was monitored by TLC. After 9 hours, the reaction was quenched by the drop wise addition of 3% Na₂S₂O₃ (aq.) until all of the iodine color was consumed. MeOH and THF were removed under reduced pressure and the residue dissolved in 6 mL of ethyl acetate and 2 mL of water. The phases were separated and the organic phase washed twice with 2 mL of water, followed by 2 mL of brine. Ethyl acetate was removed by evaporation under reduced pressure. The resulting material was purified by silica gel column chromatography to obtain 0.2338 g of the desired product (0.328 mmol, 34% yield, R_f = 0.57, 25:75 EtOAc:hexanes). Mass spec analysis (electrospray): exact mass 712.27, obtained 713.6 [M+H]⁺; 735.3 [M+Na]⁺. A total of 0.2681 g (0.324 mmol, 34% yield) of starting material was recovered. A total of 0.1045 g (0.175 mmol, 18%) of the tetra-benzoyl diol (**I8-a**) was obtained (R_f = 0.20, confirmed by mass spec). Mass spec analysis (electrospray): exact mass 598.18, obtained 599.5 [M+H]⁺.

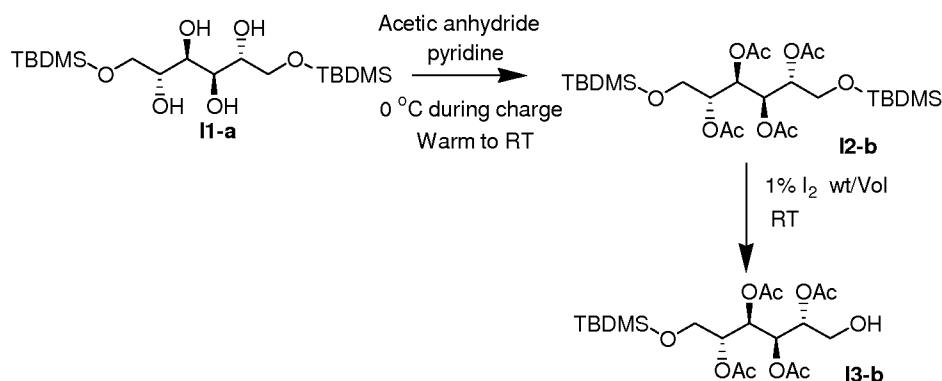
[00339] **Compound I8-a:** A solution of 2% iodine in methanol (30 mL) was added to a solution of the crude **I2-a** (5.50 g, 6.7 mmol) in 15 mL of THF. The reaction mixture was stirred at RT overnight. The reaction was quenched with the addition of 3% aqueous sodium thiosulfate until the brown color disappeared. The suspension was concentrated *in*

vacuo. The residue was taken up in water (~60 mL) and extracted three times with 60 mL of dichloromethane. The combined organic layers were dried over sodium sulfate and purified by silica gel column chromatography to obtain 3.84 g of the desired product (96%). TLC (EtOAc:hexanes = 1:1, R_f = 0.5). Mass spec analysis (electrospray): exact mass 598.2, obtained 621 $[M+Na]^+$ and 1219 $[2M+Na]^+$.

[00340] **Compound I3-a (converting from I8-a to I3-a):** A solution of *t*-butyldimethylsilyl chloride (256 mg, 1.0 equiv.) in anhydrous dichloromethane (5 mL) was added dropwise via syringe pump at a rate of 2.5 mL/h to a stirred solution of compound k (1.0 g, 1.7 mmol) and imidazole (116 mg, 1 equiv.) in anhydrous DMF (10 mL) under nitrogen at RT. The reaction was then stirred for an additional hour. Next, the reaction was placed in an ice bath and quenched with 70 mL of water added in small portions. The mixture was extracted three times with 40 mL of dichloromethane. The combined organic layers were washed three times with 20 mL of water, followed by two washes with 20 mL of brine. The organic layer was dried over sodium sulfate overnight, filtered, and concentrated *in vacuo* at 40°C. The residue was purified by silica gel column chromatography to obtain the desired product (584 mg, 48%). TLC (EtOAc:hexanes = 2:3, 254 nm UV): R_f = 0.83. Mass spec analysis (electrospray): exact mass 712.27, obtained 592 $[M-OBz]^+$, 713 $[M+H]^+$. 1H -NMR (500 MHz, chloroform-*d*): δ 8.07 – 7.99 (m, 4H), 8.00 (dd, J = 8.2, 1.4 Hz, 2H), 7.92 (dd, J = 8.4, 1.3 Hz, 2H), 7.64 – 7.32 (m, 12H), 6.16 (dd, J = 6.9, 2.5 Hz, 1H), 6.08 (dd, J = 8.2, 2.6 Hz, 1H), 5.56 (dt, J = 7.0, 4.6 Hz, 1H), 5.35 (dt, J = 8.1, 3.3 Hz, 1H), 4.04 – 3.94 (m, 2H), 3.89 (dd, J = 11.3, 4.8 Hz, 1H), 3.79 (dd, J = 13.3, 3.8 Hz, 1H), 2.50 (s, 1H), 0.81 (s, 9H), -0.02 (s, 3H), -0.06 (s, 3H).

[00341] **Example 2: Synthesis of a single free OH SA molecule using the acetate ester and TBDMS protecting strategy.**

[00342] **Scheme 13:**

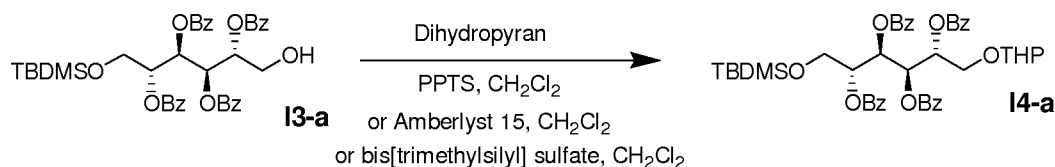


[00343] **Compound 12-b:** Acetic anhydride (7 mL, 5.1 equiv.) was added dropwise via syringe to a stirred solution of compound **11-a** (4.3 g, 10.5 mmol) in pyridine (10 mL) at 0°C. The reaction was allowed to warm to RT overnight. The reaction was quenched by the addition of water in small portions (~20 mL total) to produce a biphasic liquid, which was extracted three times with 40 mL of ethyl acetate. The combined organic layers were washed three times with 15 mL of 0.1 N HCl, followed by 20 mL of brine, and then dried over sodium sulfate overnight. The dried organic layer was filtered and concentrated *in vacuo* until no UV absorption was observed at 254 nm on the TLC plate, suggesting the removal of residual pyridine, to yield the product (5.9 g, 97%), which was used without further purification. TLC (EtOAc:hexanes = 1:3, charring by 2% KMnO₄): R_f = 0.65.

[00344] **Compound 13-b:** Compound **12-b** (4.9 g, 8.7 mmol) was suspended in methanol (18 mL) by sonication for 5 minutes. A solution of 2% (w/v) iodine in methanol (17 mL) was added, and the reaction was stirred at RT overnight. The reaction was quenched by the addition of 3% aqueous sodium thiosulfate in small portions until no brown color remained (~15 mL total). The suspension was concentrated *in vacuo* to remove most of the MeOH, diluted by the addition of 15 mL water, then extracted three times with 30 mL of dichloromethane. The combined organic layers were washed with 20 mL of brine, dried over sodium sulfate, and purified by silica gel column chromatography to obtain the desired product (720 mg, 18%). TLC (EtOAc:hexanes = 1:1, charring by 2% KMnO₄): R_f = 0.57. Mass spec analysis (electrospray): exact mass 464.21, obtained 333 [M-OTBDMS]⁺; 405 [M-OAc]⁺, 465 [M+H]⁺, 483 [M+H₃O]⁺, 951 [2M+Na]⁺.

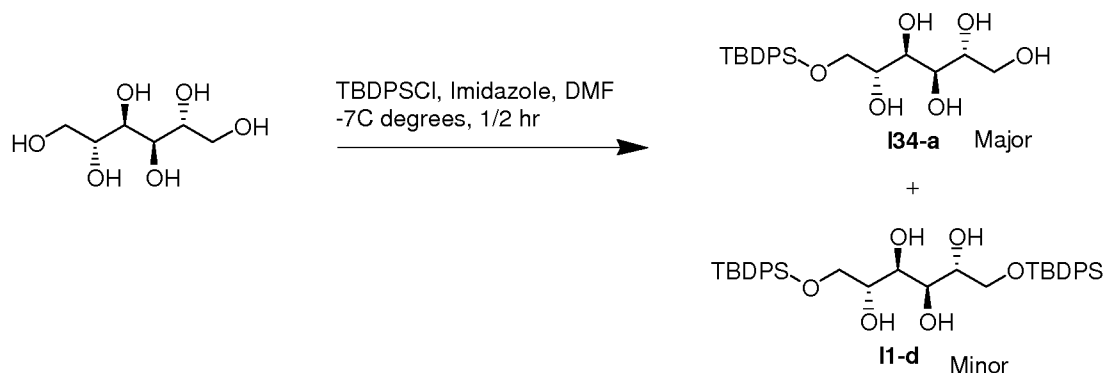
[00345] **Example 3: THP (tetrahydropyranyl) and TBDMS protecting strategy.**

[00346] **Scheme 14:**

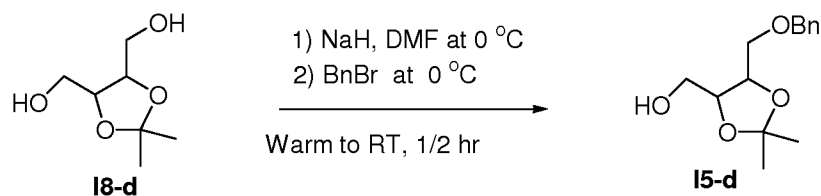


[00347] Compound **14-a**: Three different methods were explored for THP protection of the primary hydroxyl group using **13-a** as the starting material. **Method A**: 29.2 mg of **13-a** (41 μ mol) were dissolved in 100 μ L of CH_2Cl_2 in an HPLC vial, followed by the addition of 4.17 μ L of 3,4-dihydro-2H-pyran and 20 μ L of 0.1 mg/ μ L beads in CH_2Cl_2 . The mixtures were stirred at RT for 2 hrs. TLC indicated that some starting material remained ($R_f = 0.28$ for starting material), and a new spot with $R_f = 0.59$ was observed. Additional starting material (4.17 μ L) was added. After 30 minutes the reaction was complete with a single spot detected by UV, which is presumably the product. The mixture was filtered through glass wool to obtain the crude product. **Method B**: 14.7 mg of **13-a** (20 μ mol) was dissolved in 100 μ L of CH_2Cl_2 in an HPLC vial, followed by the addition of 1.92 μ L of 3,4-dihydro-2H-pyran and 1.1 μ L of 50 mM bis(trimethylsilyl) sulfate in CH_2Cl_2 . The mixtures were stirred at 0°C for 2 hrs. TLC indicated that some starting material remained ($R_f = 0.28$), and a new spot with $R_f = 0.59$ was observed. Additional starting material (1.92 μ L) was added. After 30 minutes, approximately 50% of the starting material remained in the solution. **Method C**: 21.4 mg of **13-a** (30 μ mol) was dissolved in 100 μ L of CH_2Cl_2 in an HPLC vial, followed by the addition of 3.82 μ L of 3,4-dihydro-2H-pyran (1.5 equiv.) and 10 μ L of 76 mg/mL pyridinium p-toluenesulfonate (PPTS) in CH_2Cl_2 . The mixtures were stirred at RT for 2 hrs. TLC indicated that some starting material remained ($R_f = 0.28$), and a new spot with $R_f = 0.59$ was observed. Additional starting material (3.82 μ L) was added. After 30 minutes the reaction was complete. 150 μ L of ethyl ether (PPTS forms white precipitate) was added to the vial plus 100 μ L of 4M NaCl. The mixture was extracted twice with CH_2Cl_2 . The organic layers were combined to obtain the crude product. Mass spec analysis (electrospray): exact mass for **14-a** 796.33 and observed 797.8 $[\text{M}+\text{H}]^+$.

[00348] **Example 4: Selective protection of a single primary alcohol of SA using the TBDPSCI strategy.**

[00349] **Scheme 15:**

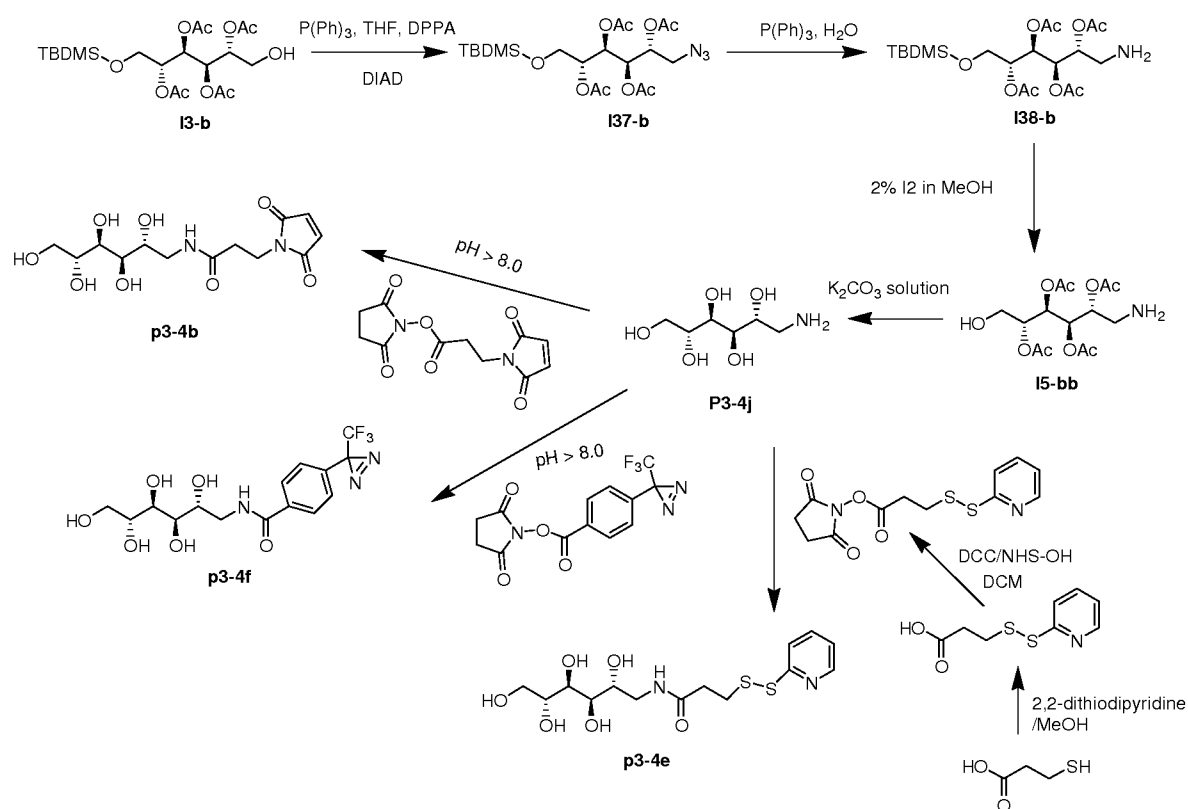
[00350] **Compound 134-a:** 0.53 g (6.4 mmol) of D-mannitol and 0.54 g (7.9 mmol) of imidazole were dissolved by heating in 16 mL of DMF, then cooled to -7°C. In a second flask, 1.65 mL (6.4 mmol) of t-butyl-diphenylsilyl chloride was dissolved in 10 mL of DMF. This solution was then added to the mannitol solution over a period of 20 minutes at -7°C and stirred for an additional 5 minutes. The DMF was removed under reduced pressure to provide an oil that was then dissolved in 50 mL of ethyl acetate. A white solid (imidazole hydrochloride) precipitated and was removed by filtration. The ethyl acetate extract was washed twice with 10 mL of water, followed by a wash with 10 mL of brine. The organic phase was concentrated under reduced pressure, providing 2.4 g of oil. Analysis by TLC indicated that the majority of the product was mono-protected (**134-a**). Mass spec analysis (MALDI): exact mass 420.20, observed 443.39 $[M+Na]^+$ (R_f = 0.21, 25:75 EtOAc:hexanes) and a minor spot corresponding to the di-protected substance (R_f = 0.93). Mass spec analysis (MALDI): exact mass 658.31, observed 680.7 $[M+Na]^+$.

[00351] **Example 5: Benzyl protection of OH.**[00352] **Scheme 16:**

[00353] **Compound 15-d:** A solution of 1.0607 g (6.54 mmol, 1.0 eq.) 2,3-O-isopropylidene-D-threitol (TCI America) dissolved in 2 mL DMF was added to a suspension of 0.2959 g of NaH (7.40 mmol, 1.13 eq.) as a 60% by wt. dispersion in oil in

4 mL of DMF at 0°C. The addition occurred over a period of 10 minutes, followed by 30 minutes of additional reaction time. To this solution, 0.780 mL (6.56 mmol, 1.0 eq.) of benzyl bromide was added slowly and the resulting mixture stirred for 20 minutes at 0°C. TLC analysis (40:60 ethyl acetate:hexane on silica, CAM stain) indicated consumption of the starting material and the product with $R_f = 0.28$. The majority of the DMF was removed by evaporation under reduced pressure. The resulting oil was dissolved in 5 mL of water and extracted three times with 15 mL of ethyl acetate. The organic extracts were combined, washed with 5 mL of brine, dried over anhydrous Na_2SO_4 , filtered, and concentrated under reduced pressure. The resulting residue was then purified by silica gel column chromatography to obtain 0.997g (3.95 mmol, 60.4% yield) of the desired product. Mass spec analysis (MALDI): exact mass 252.14 Da, observed 275.95 $[\text{M}+\text{Na}]^+$. HPLC showed one peak at 4.387 minutes for the purified product (method A).

[00354] **Scheme 17:**



[00355] **Example 6: Synthesis of monofunctional SA crosslinking reagent p3-4f.**

[00356] **Compound I37-b:** Diisopropyl azodicarboxylate (DIAD) (178 μ L, 0.906 mmol, 1.2 equiv.) was added dropwise via syringe to a solution of compound **I3-b** (350 mg, 0.753 mmol) and triphenylphosphine (238 mg, 0.906 mmol, 1.2 equiv.) in dry tetrahydrofuran (21 mL) under nitrogen at 0°C. After approximately one hour of stirring at 0°C in the dark, diphenylphosphoryl azide (196 μ L, 0.906 mmol, 1.2 equiv.) was added dropwise via syringe. The reaction was warmed to RT and stirred in the dark for 3 days. The reaction mixture was concentrated *in vacuo* and purified by silica gel column chromatography to obtain the desired product (0.294 g, 80% yield). TLC (EtOAc:hexanes = 1:3, charring by PMA): R_f = 0.52. Mass spec analysis (electrospray): exact mass 489.21, observed 490 $[M+H]^+$; 512 $[M+Na]^+$; 1001 $[2M+Na]^+$.

[00357] **Compound I38-b:** Triphenylphosphine (470 mg, 1.80 mmol, 3 equiv.) and deionized water (100 μ L) were added to a solution of compound **I37-b** (294 mg, 0.600 mmol) in THF (10 mL). The reaction was stirred at RT overnight and then the mixture concentrated *in vacuo*. Toluene (~ 5 mL) was added and the mixture concentrated again *in vacuo*. The residue was purified by silica gel column chromatography to obtain the product (91 mg, 33%). TLC (EtOAc:hexanes = 3:1, charring by Ninhydrin): R_f = 0.17. Mass spec analysis (electrospray): exact mass 463.22, obtained 464 $[M+H]^+$; 486 $[M+Na]^+$; 949 $[2M+Na]^+$.

[00358] **Compound I5-bb:** TBDMS of **I38-b** is deprotected following a similar protocol as converting **I2-a** to **I8-a** using a 2% iodine in methanol solution. The crude product can be either purified by silica gel column chromatography or used directly for the next reaction if it is sufficiently pure (> 90%).

[00359] **NHS ester of trifluoromethyl benzoic acid:** 20 mg (0.0869 mmole) of 4-(1-azi-2,2,2-trifluoromethyl)benzoic acid, 21.6 mg (0.1052 mmole) of DCC, 11 mg (0.0956 mmole) of *N*-hydroxysuccimide, and 435 μ L of dimethylformamide (DMF) was added to a 1.5 mL ultracentrifuge tube. The mixture was vortexed for 30 seconds and then nutated at RT. HPLC indicated the completion of the reaction within an hour (starting material: t_R = 3.73 minutes; NHS ester: t_R = 3.99 minutes). The crude reaction mixture was used directly for the next step without purification. HPLC conditions: Xterra™ RP18 column, 5 μ m, 4.6 x 250

mm; Buffer A: 0.1% TFA in water; Buffer B: 0.1% TFA in acetonitrile; Eluted with isocratic 60% B.

[00360] **Compound p3-4j:** K_2CO_3 solution (~ 1 M) in water was added to a flask containing compound **I5-bb**. If the compound is not completely soluble, a small amount of MeOH can be added. The progress of the reaction was monitored by TLC (charring by PMA). The reaction is normally done within 1 hr to obtain compound **p3-4j**, which is used directly for the next reaction without work up and purification.

[00361] **Compound p3-4f:** The reaction mixture of the NHS ester of trifluoromethyl benzoic acid was filtered and added directly into K_2CO_3 solution containing compound **p3-4j** (~1:1 molar ratio). The pH of the solution was checked. The optimal pH for this reaction is between pH 8.0 and 9.0. The progress of the reaction was monitored by TLC or HPLC; the amide coupling is normally complete within 1 ~ 4 hrs. After the reaction, the solution was passed through a C18 column to desalt (if sufficiently pure) or subjected directly to a preparative HPLC purification using a water/acetonitrile gradient system. The collected fractions were combined and lyophilized to obtain the product. The crude product can also be purified by silica gel chromatography (usually over 90% yield, if HPLC is employed the recovery is lower). The identity of the product was checked by mass spectrometry and the structure confirmed by 1H NMR.

[00362] **Example 7: Synthesis of monofunctional SA crosslinking reagent p3-4b.**

[00363] **Compound p3-4b:** Compound **p3-4b** was prepared following a similar protocol as compound **p3-4f**. First, the NHS ester was synthesized by following a similar protocol as trifluoromethyl benzoic acid. 3-maleimidopropionic acid (1.1 equiv. of compound I4-ba), *N,N'*-dicyclohexylcarbodiimide (DCC, 1.1 equiv.), and *N*-hydroxysuccinimide (1.1 equiv.) in DCM was added to a flask. Ice/water may be used if the scale of the reaction is over a few grams. After stirring the reaction for a few hours, a white solid precipitated out. After filtration, the organic solvent was evaporated under low pressure to produce an oil. The oil was added directly to the K_2CO_3 solution containing **p3-4j** following the same protocol as compound **p3-4f**. The product was purified by HPLC or silica gel chromatography (usually over 90% yield, if HPLC is

employed the recovery is lower). The identity of the product was checked by mass spectrometry and the structure confirmed by ^1H NMR.

[00364] **Example 8: Synthesis of monofunctional SA crosslinking reagent p3-4e.**

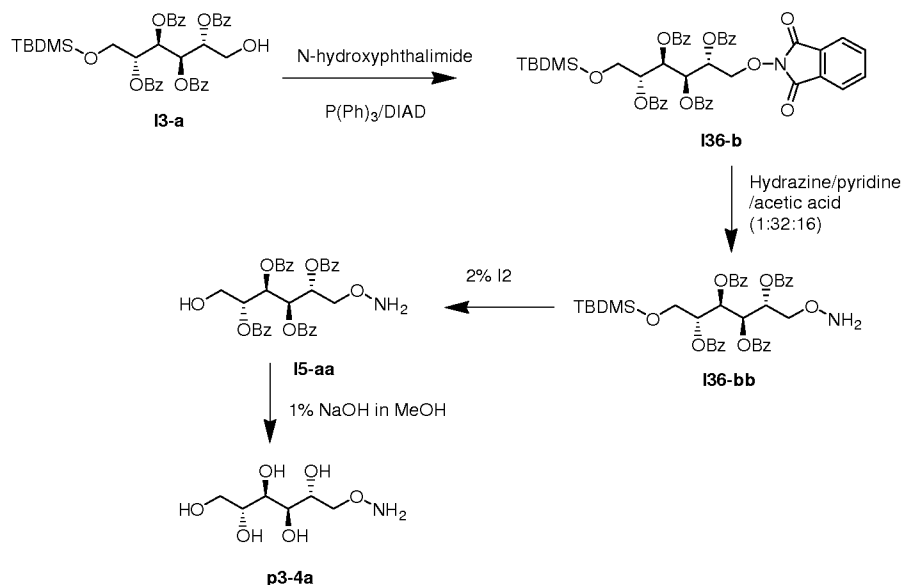
[00365] **Dithiopyridine propionic acid:** 2,2-dithiodipyridine in methanol (~ 1M solution) purged with N₂ was added to an oven-dried three-necked flask under N₂ and equipped with a stir bar at RT. 3-mercaptopropionic acid was added dropwise to this mixture. The solution turned yellow and was allowed to stir for 2 ~ 4 hrs. The solvent was removed *in vacuo* and the residue purified by silica gel column chromatography to obtain the desired product (usually quantitative yield). The identity of the product was checked by mass spectrometry and the structure confirmed by ^1H NMR.

[00366] **NHS ester of dithiopyridine propionic acid:** NHS ester was synthesized following a similar protocol as trifluoromethyl benzoic acid and dichloromethane used as a solvent. The progress of the reaction was monitored by HPLC or TLC. After the reaction, the solid precipitate was filtered and the solvent removed *in vacuo*. The residue oil was used directly for the next reaction.

[00367] **Compound p3-4e:** The compound was synthesized as described for **p3-4f** using the NHS ester of dithiopyridine propionic acid and **p3-4j** as the starting materials. The identity of the product was checked by mass spectrometry and the structure confirmed by ^1H NMR.

[00368] **Example 9: Synthesis of monofunctional SA crosslinking reagent p3-4a.**

[00369] **Scheme 22:**



[00370] **Compound 136-b:** Diisopropyl azodicarboxylate (29 μ L) was added dropwise via syringe to a solution of compound **13-a** (70 mg, 0.098 mmol), N-hydroxyphthalimide (25 mg, 0.15 mmol, 1.5 equiv.), and triphenylphosphine (39 mg, 0.15 mmol, 1.5 equiv.) in THF (ACS grade, 1 mL) in an ice bath. The reaction was allowed to warm to RT overnight. The starting material was mostly consumed. The mixture was concentrated *in vacuo* and purified by silica gel column chromatography to obtain the desired product (71 mg, 84%). The ESI-MS m/z was consistent with $[M-OBz]^+$ and $[M+H]^+$ (736 and 858, respectively).

[00371] **Compound 136-bb:** Compound **136-b** (70 mg, 0.082 mmol) was mixed with 500 μ L of a hydrazine:pyridine:acetic acid (1:32:16, volume by volume) solution by vortexing. After approximately 10 minutes, the reaction was quenched with 10 mL of water, which resulted in an initial white turbidity, but then all turbidity dissolved. The reaction was extracted three times with 3 mL of dichloromethane. The crude combined organic phase was analyzed by mass spec (electrospray): exact mass 727.28, observed 606 $[M-OBz]^+$; 728 $[M+H]^+$; 1456 $[2M+H]^+$. An alternative method using tert-butyl *N*-hydroxycarbamate (BocN-OH) was also tested on a very small scale and resulted in the desired product as confirmed by mass spec.

[00372] **Compound 15-aa:** Compound **15-aa** was prepared as described for converting **12-a** to **18-a** using a 2% iodine in methanol solution. The crude product can be either

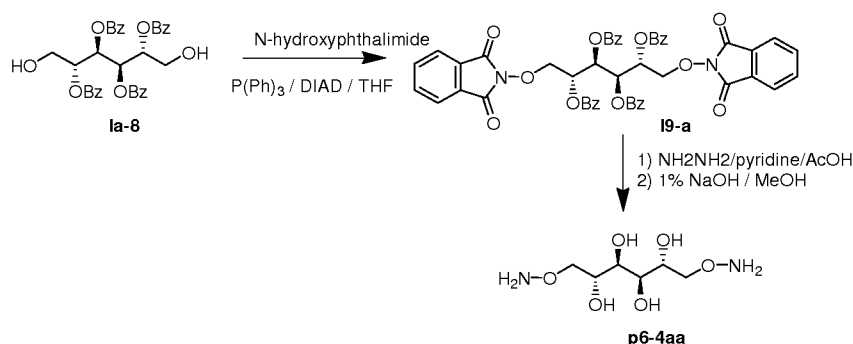
purified by silica gel column chromatography or used directly for the next reaction if it is sufficiently pure (> 90%).

[00373] **Compound p3-4a:** Compound **I5-aa** (~ 50 mg) was added to a 10 mL reaction vial, followed by 1% NaOH in MeOH solution. The reaction mixture was stirred at RT and the progress of the reaction checked by TLC (UV and PMA charring). After completion, the MeOH was removed *in vacuo*. DCM was added into the residue solid. After mixing for a few minutes, the DCM layer was dried *in vacuo* to obtain the product. If the DCM layer contained some benzoic acid, the residue was redissolved in water and acidified to pH 2~ 3 using diluted HCl. The aqueous solution was extracted with DCM to eliminate the residual benzoic acid. The aqueous solution was adjusted to pH 8~ 10 using diluted NaOH. The aqueous solution was extracted three times with DCM. The DCM layers were combined and dried to obtain the product. The identity of the product was checked by mass spec and the structure confirmed by ¹H-NMR.

[00374] **Compound I5-b:** A 2% solution of iodine in methanol (4 mL) was added to a solution of compound **I4-ba** (252 mg, 0.515 mmol) in methanol (2 mL). The reaction was stirred at RT overnight. The reaction was quenched by dropwise addition of 3% aqueous sodium thiosulfate until no brown color remained. The mixture was concentrated *in vacuo*, taken up in water (~20 mL), and extracted three times with 20 mL of dichloromethane. The combined organic layers were dried over sodium sulfate overnight, filtered, concentrated, and dried under vacuum to yield the product (176 mg, 91%), which was used for the next reaction without further purification. TLC (EtOAc:hexanes = 3:2, charring by PMA): R_f = 0.47. The ESI-MS m/z was consistent with [M+H]⁺, 376; [M+Na]⁺, 398; and [2M+Na]⁺, 773.

[00375] **Example 10: Synthesis of homobifunctional SA crosslinking reagent p6-4aa.**

[00376] **Scheme 19:**

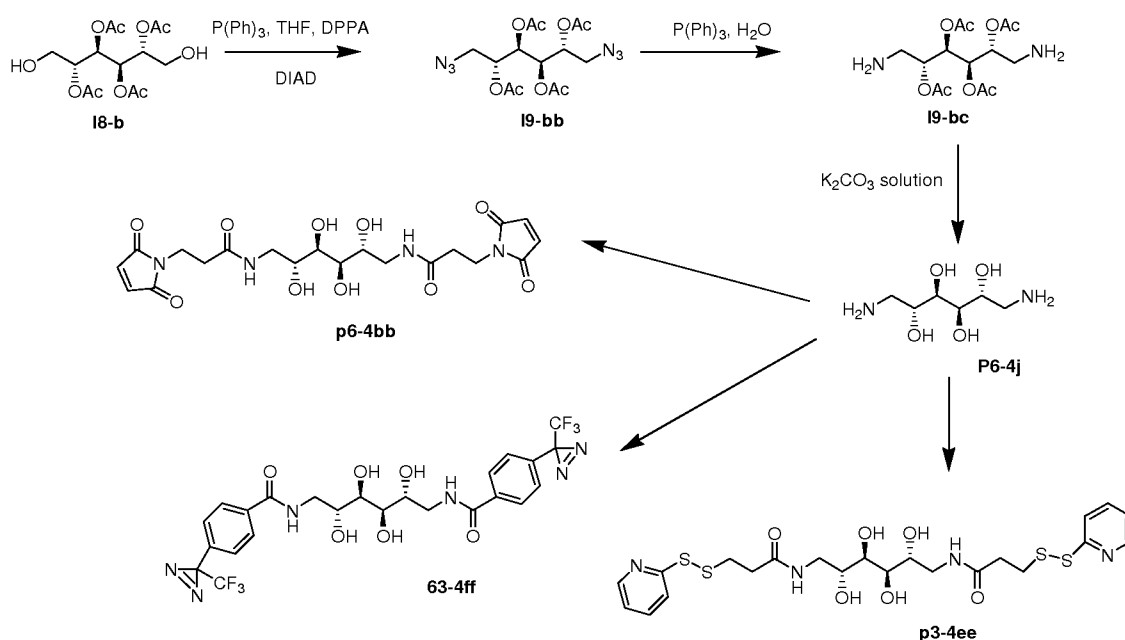


[00377] **Compound I9-a:** A solution of DIAD (49 μL , 3.0 equiv.) in THF (0.1 mL) was added slowly via syringe to a solution of compound k (49.5 mg, 0.083 mmol), N-hydroxyphthalimide (40.5 mg, 3.0 equiv.), and triphenylphosphine (65 mg, 3.0 equiv.) in THF (0.8 mL) in an ice bath under nitrogen. The solution quickly turned bright orange. After approximately 30 minutes, the reaction mixture was allowed to warm to RT and the orange color faded. The reaction was stirred overnight. The volatiles were removed *in vacuo*, and the residue was purified on a silica gel column to yield the product (31 mg, 42%) with acceptable purity (about 85%). HPLC (TFA05 method, detected by UV absorbance at 220 nm) retention time = 9.20 min. Mass spec analysis (electrospray): exact mass 888.22 Da, obtained 766 $[\text{M}-\text{OBz}]^+$; 911 $[\text{M}+\text{Na}]^+$.

[00378] **Compound p6-4aa:** Phthalimide protecting groups and the Bz groups were removed and the product purified following the protocol described in example 9 to obtain compound **p6-4aa**.

[00379] **Example 11: Synthesis of homobifunctional SA crosslinking reagent p6-4bb**

[00380] **Scheme 20:**



[00381] **Compound 19-bb:** Diazide compound **19-bb** was converted from protected di-hydroxyl mannitol (**18-b**) following the same protocol as described for monoazide compound **37-b** in example 6. The compound was purified by silica gel chromatography. The identity of the product was checked by mass spec and the structure confirmed by 1H -NMR. The purity was checked by TLC with charring (PMA).

[00382] **Compound 19-bc:** Diamine compound **19-bc** was converted from the diazide compound **19-bb** following the same protocol as described for monoamine compound **38-b** in example 6. The compound was purified by silica gel chromatography. The identity of the product was checked by mass spec and the structure confirmed by 1H -NMR. The purity was checked by TLC with charring (PMA).

[00383] **Compound p6-4j:** The deprotection of the acetate group of diamine compound **19-bc** was performed following the same protocol as described for compound **p3-4j** from **15-bb** in example 6. After the completion of the deprotection, the mixture was used directly to carry out the next step.

[00384] **Compound p6-4bb:** Homobifunctional maleimide compound **p6-4bb** was synthesized from **p6-4j** following the same protocol described for monofunctional maleimide compound **p3-4b** in example 7. The compound was purified by silica gel

chromatography. The identity of the product was checked by mass spec and the structure confirmed by ^1H -NMR. The purity was checked by TLC or HPLC.

[00385] **Example 12: Synthesis of SA crosslinking reagent p6-4ff.**

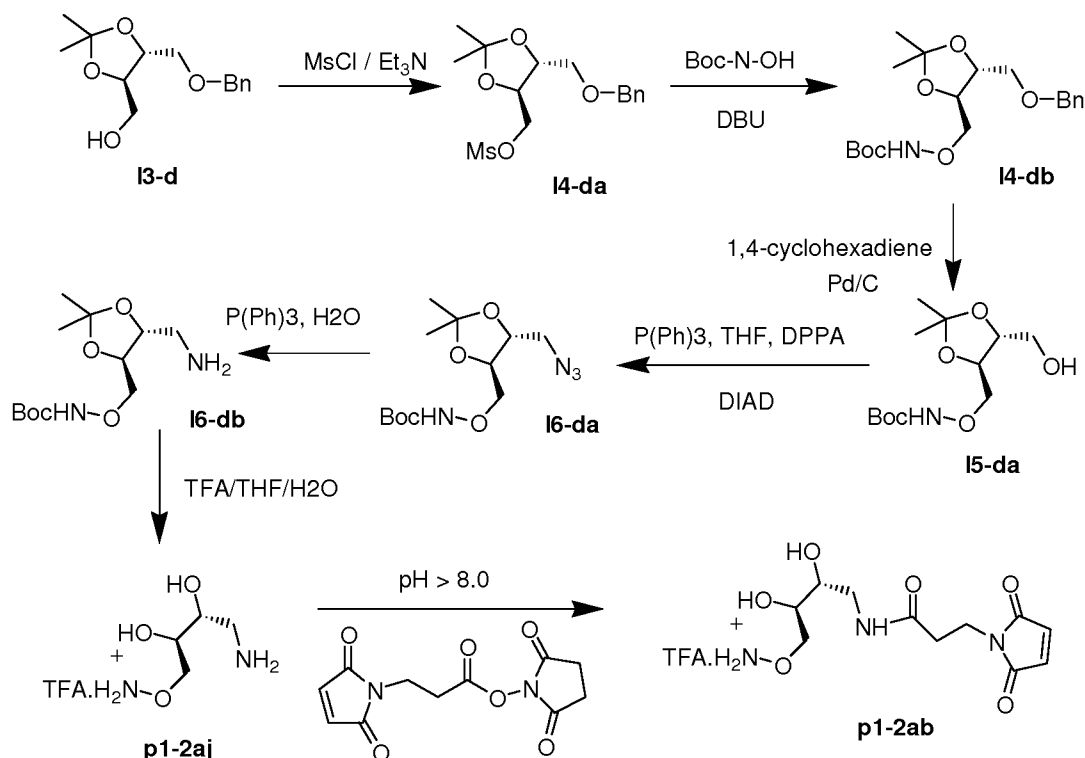
[00386] **Compound p6-4ff:** Homobifunctional maleimide compound **p6-4ff** was synthesized from **p6-4j** following the same protocol as described for monofunctional maleimide compound **p3-4f** in example 6. The compound was purified by silica gel chromatography. The identity of the product was checked by mass spec and the structure confirmed by ^1H -NMR. The purity was checked by TLC or HPLC.

[00387] **Example 13: Synthesis of SA crosslinking reagent p6-444.**

[00388] **Compound p6-4ee:** Homobifunctional maleimide compound **p6-4ee** was synthesized from **p6-4j** following the same protocol as described for monofunctional maleimide compound **p3-4e** in example 8. The compound was purified by silica gel chromatography. The identity of the product was checked by mass spec and the structure confirmed by ^1H -NMR. The purity was checked by TLC or HPLC.

[00389] **Example 14: Synthesis of heterobifunctional thrietol crosslinking reagent p2-2ab.**

[00390] **Scheme 21:**



[00391] **Compound 14-da:** Methanesulfonyl chloride (75 μL) was added dropwise via a syringe to a stirred solution of compound **13-d** (195 mg, 0.773 mmol) and triethylamine (300 μL , 2.8 equiv.) in dichloromethane (2 mL) in an ice bath. The reaction was stirred in the ice bath for one hour, then quenched with 2 M aqueous NH_4Cl (~2 mL). The organic phase was separated out and washed again with 2 M aqueous NH_4Cl (~2 mL). The combined aqueous layers were back-extracted three times with 3 mL of dichloromethane. The combined organic phase was washed with 2 mL of brine, dried over sodium sulfate, filtered, and concentrated to obtain the crude product (quantitative yield assumed) without further purification. TLC (EtOAc :hexanes = 2:3, visualized by 254 nm UV or PMA charring): R_f = 0.46.

[00392] **Compound 14-db:** A solution of compound **14-da** (255 mg, 0.773 mmol) in diethyl ether (1 mL) was added via syringe to a stirred solution of DBU (175 μL , 1.5 equiv. with respect to compound **14-da**) and *N*-Boc-hydroxylamine (145 mg, 1.4 equiv.) in diethyl ether (1 mL) in an ice bath under nitrogen. The reaction mixture was stirred at RT for 3 days. Slow conversion was observed, though the reaction profile was clean. The ether was evaporated and the reaction mixture re-dissolved in acetonitrile (2 mL) and

heated to reflux overnight. Faster conversion was observed, though the reaction profile became significantly more complicated. The reaction mixture was concentrated and purified via silica gel chromatography to obtain the product (48 mg, 17% over two steps). TLC (EtOAc:hexanes = 2:3, visualized by 254 nm UV or CAM charring): R_f = 0.75. Mass spec analysis (electrospray): exact mass 367.20 Da, observed 368 $[M+H]^+$; 390 $[M+Na]^+$; 757 $[2M+Na]^+$.

[00393] **Compound I5-da:** A 10-mL pear-shaped flask equipped with a stir bar was charged with 100 mg of 10% palladium on carbon, then purged twice with nitrogen. A solution of compound **I4-db** (40 mg, 0.109 mmol) and 1,4-cyclohexadiene (200 μ L, approximately 20 equiv.) in 1:1 THF/MeOH (1 mL) was added via syringe. The mixture was stirred at RT. Slow conversion was observed, and additional excess 1,4-cyclohexadiene was added periodically. The reaction was not complete after one day of stirring; therefore, formic acid (50 μ L) was used as an alternative hydrogen transfer reagent. After stirring for 2 days the reaction was complete. The mixture was carefully filtered through a Celite pad and concentrated to obtain the product (25 mg, 83%), which was used for the next step without further purification. TLC (EtOAc:hexanes = 2:3, visualized by CAM charring): R_f = 0.22. Mass spec analysis (electrospray): exact mass 277.15 Da, observed 278 $[M+H]^+$; 300 $[M+Na]^+$; 555 $[2M+H]^+$; 577 $[2M+Na]^+$.

[00394] **Compound I6-da:** The primary OH group in **I5-da** was converted to azide following the same protocol described for compound **I37-b** in example 6. The compound was purified by silica gel chromatography. The identity of the product was checked by mass spec and the structure confirmed by 1H -NMR. The purity was checked by TLC with charring (PMA).

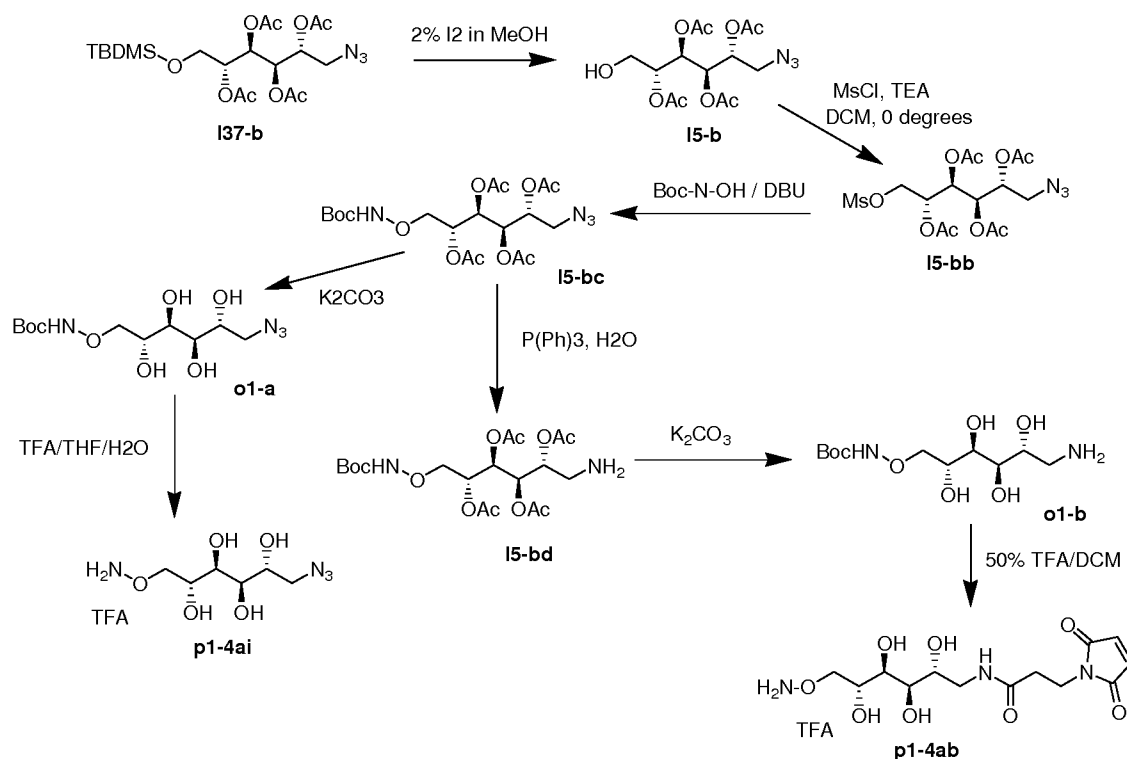
[00395] **Compound I6-db:** The azide group in **I6-da** was reduced to an amine following the same protocol as described for compound **I38-b** in example 6. The compound was purified by silica gel chromatography. The identity of the product was checked by mass spec and the structure confirmed by 1H -NMR. The purity was checked by TLC with charring (PMA).

[00396] **Compound p1-2aj:** The acetonide (isopropylidene ketal) protection group and the Boc were simultaneously deprotected following the procedure in the literature

(Leblanc, Y. *et al. J. Org. Chem.* **1986**, 51, 789). Trifluoroacetic acid (0.2 M) was added to a stirred solution of compound **I6-db** in 4:1 THF/water at 0°C. The resulting solution was allowed to warm to RT and left overnight. The reaction was neutralized by the addition of concentrated ammonium hydroxide, and THF removed under reduced pressure to obtain the product.

[00397] **Compound p1-2ab**: The amine group of **p1-2aj** was coupled to the NHS ester of 3-maleimido propionic acid following the same protocol as described for compound **p3-4b** in example 7. The compound was purified by silica gel chromatography. The identity of the product was checked by mass spec and the structure confirmed by ¹H-NMR. The purity was checked by TLC or HPLC.

[00398] **Scheme 22:**



[00399] **Example 15: Synthesis of heterobifunctional thriitol crosslinking reagent p2-2ab.**

[00400] **Compound I5-b**: A 2% solution of iodine in methanol (4 mL) was added to a solution of compound **I37-b** (252 mg, 0.515 mmol) in methanol (2 mL). The reaction was stirred at RT overnight. The reaction was quenched by the dropwise addition of 3%

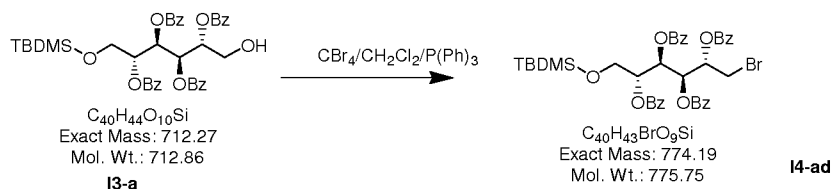
aqueous sodium thiosulfate until no brown color remained. The mixture was concentrated *in vacuo*, taken up in water (~20 mL), and extracted three times with 20 mL of dichloromethane. The combined organic layers were dried over sodium sulfate overnight, filtered, concentrated, and dried under vacuum to obtain the product (176 mg, 91%), which was used for the next reaction without further purification. TLC (EtOAc:hexanes = 3:2, charring by PMA): R_f = 0.47. Mass spec analysis (electrospray): exact mass 375.13 Da, obtained: 376 $[M+H]^+$; 398 $[M+Na]^+$; 773 $[2M+Na]^+$.

[00401] **Compound I5-bb and I5-bc:** The OH group of **I5-b** was converted to the Boc-protected aminoxy following the same protocol described for compound **I4-db** in example 11. The compound was purified by silica gel chromatography. The identity of the product was checked by mass spec and the structure confirmed by 1H -NMR. The purity was checked by TLC or HPLC.

[00402] **Compound p1-4aj:** The acetate of **I5-bc** was deprotected in K_2CO_3 solution following the protocol described for compound **p3-4j** in example 6. After deprotection, the solution was neutralized and extracted with DCM. The DCM layers were evaporated *in vacuo* and purified by silica gel chromatography to obtain compound **o1-a**. The Boc of **o1-a** was deprotected following the protocol described for compound **p1-2aj**. After evaporation of the solvent, a pure product was obtained. The identity of the product was checked by mass spec and the structure confirmed by 1H -NMR. The purity was checked by TLC or HPLC.

[00403] **Example 16: Synthesis of Br-substituted SA.**

[00404] **Scheme 23:**

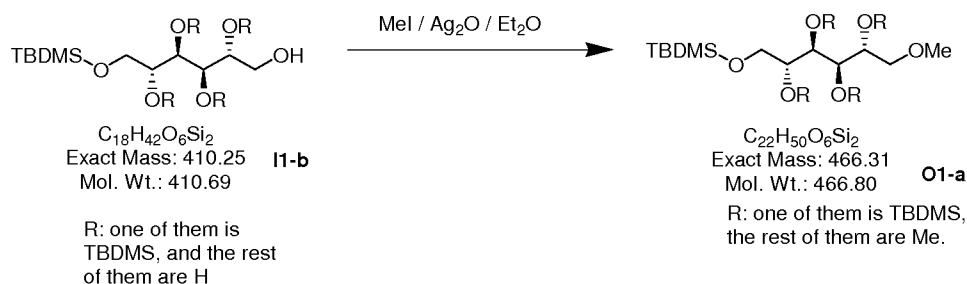


[00405] **Compound I4-ad:** A solution of carbon tetrabromide (300 mg, “may contain up to ca. 6% water,” approximately 1.05 equiv.) in 1 mL dichloromethane was added to a solution of compound **I3-a** (505 mg, 0.84 mmol) in dichloromethane (3 mL) in an ice

bath. A solution of triphenylphosphine (275 mg, 1.25 equiv.) in 1 mL dichloromethane was added. The reaction was stirred in an ice bath for approximately 2 hours, and then warmed to RT and stirred overnight. TLC indicated a trace amount of starting material remained, but the reaction profile was rather dirty. The reaction mixture was concentrated *in vacuo* and purified by silica gel column chromatography to obtain the product (209 mg, 37%). TLC (EtOAc:hexanes = 1:1, visualized by UV 254 nm): R_f = 0.82. The ESI-MS m/z was consistent with $[M-OBz]^+$, 539, 541; $[M-Br]^+$, 581; $[M-OH]^+$, 643, 645; $[M+H]^+$, 661, 663; $[M+Na]^+$, 683 and 685; and $[2M+Na]^+$, 1344, 1346, and 1348.

[00406] **Example 17: Alkylation of an OH group.**

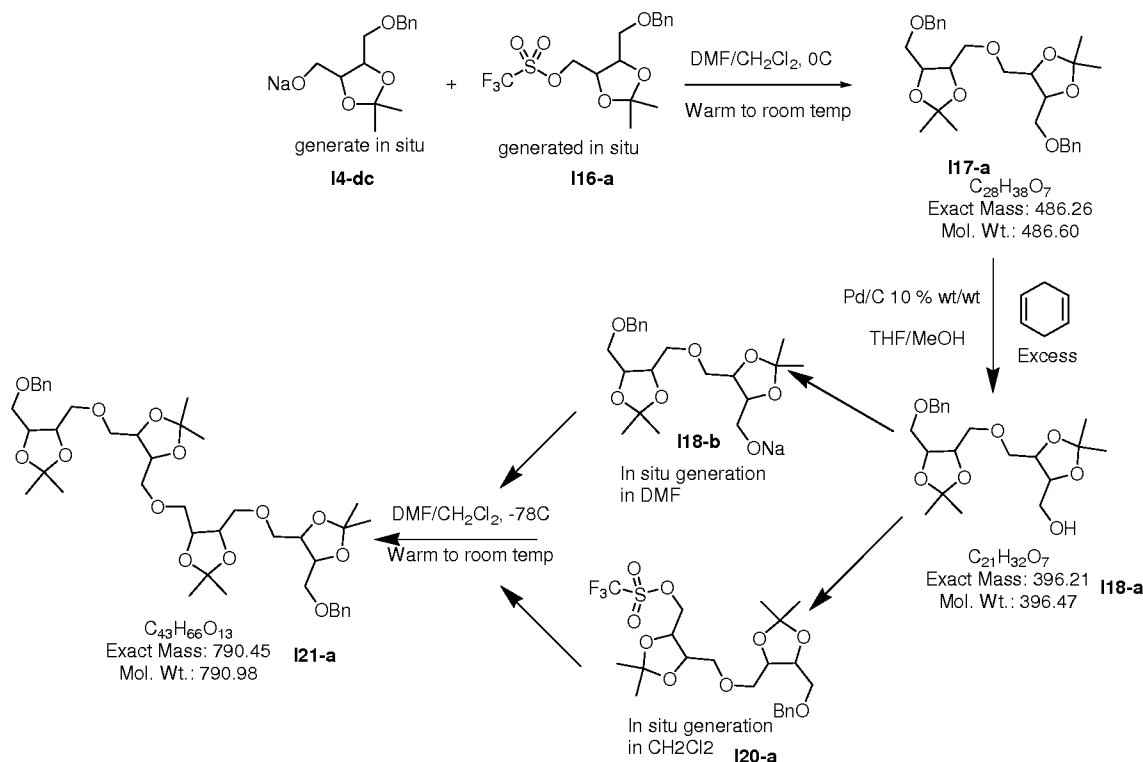
[00407] **Scheme 21:**



[00408] **Compound 01-a:** Methyl iodide (1.3 mL) was added to a stirred mixture of the starting material, **11-b** (100 mg), silver (I) oxide (1.97 g), and crushed 4A MS (500 mg) in diethyl ether (5 mL). The reaction was heated at reflux for 8 hr, then cooled to RT and stirred for 2 days. TLC indicated complete conversion, and ESI-MS data suggested the formation of the expected product: 467 $[M+H]^+$, 489 $[M+Na]^+$, 956 $[2M+Na]^+$. Note: in this reaction, the starting material was a byproduct of the silylation reaction of mannitol (**Scheme 12**). **11-b** is a regional isomer of **11-a**, as it has the same mass spec data but a lower R_f value because one of the TBDMS is coupled to the secondary OH group of the mannitol.

[00409] **Example 18: Dimerization and tetramerization of threitol.**

[00410] **Scheme 24:**



[00411] **Compound 117-a:** 0.1223 g (0.485 mmol, 1 eq.) of **13-d** was dissolved in 2.1 mL of CH₂Cl₂ with 0.075 mL (0.538 mmol, 1.11 eq.) of triethylamine and cooled to -78°C. Next, 0.080 mL (0.475 mmol, 0.98 eq.) of trifluoromethanesulfonic anhydride was added and the mixture stirred at -78°C for 30 minutes, then warmed to 0°C for a period of 7 minutes before use. In a separate reaction flask, 0.0338 g (0.845 mmol, 1.7 eq.) of NaH as a 60% by wt. dispersion in oil was suspended in 3 mL of DMF at 0°C. Next, 0.1288 g (0.510 mmol, 1.05 eq.) of **13-d** dissolved in 2 mL of DMF was added to the suspension. The resulting mixture was stirred for 20 minutes at 0°C. At the end of this period, the “triflate” solution was added slowly to the “alkoxide” mixture and the reaction warmed to RT. The reaction was quenched by the addition of 0.200 mL of water. The majority of the DMF and CH₂Cl₂ were removed by evaporation under reduced pressure. The resulting oil was dissolved in 5 mL of water and extracted three times with 15 mL of ethyl acetate. The organic extracts were combined, washed with 5 mL of brine, dried over anhydrous Na₂SO₄, filtered, and concentrated under reduced pressure. HPLC analysis of the residue indicated two peaks of almost equal area at 4.496 and 8.262 minutes. TLC analysis (25:75 ethyl acetate:hexane on silica, CAM stain) indicated the product with R_f = 0.30

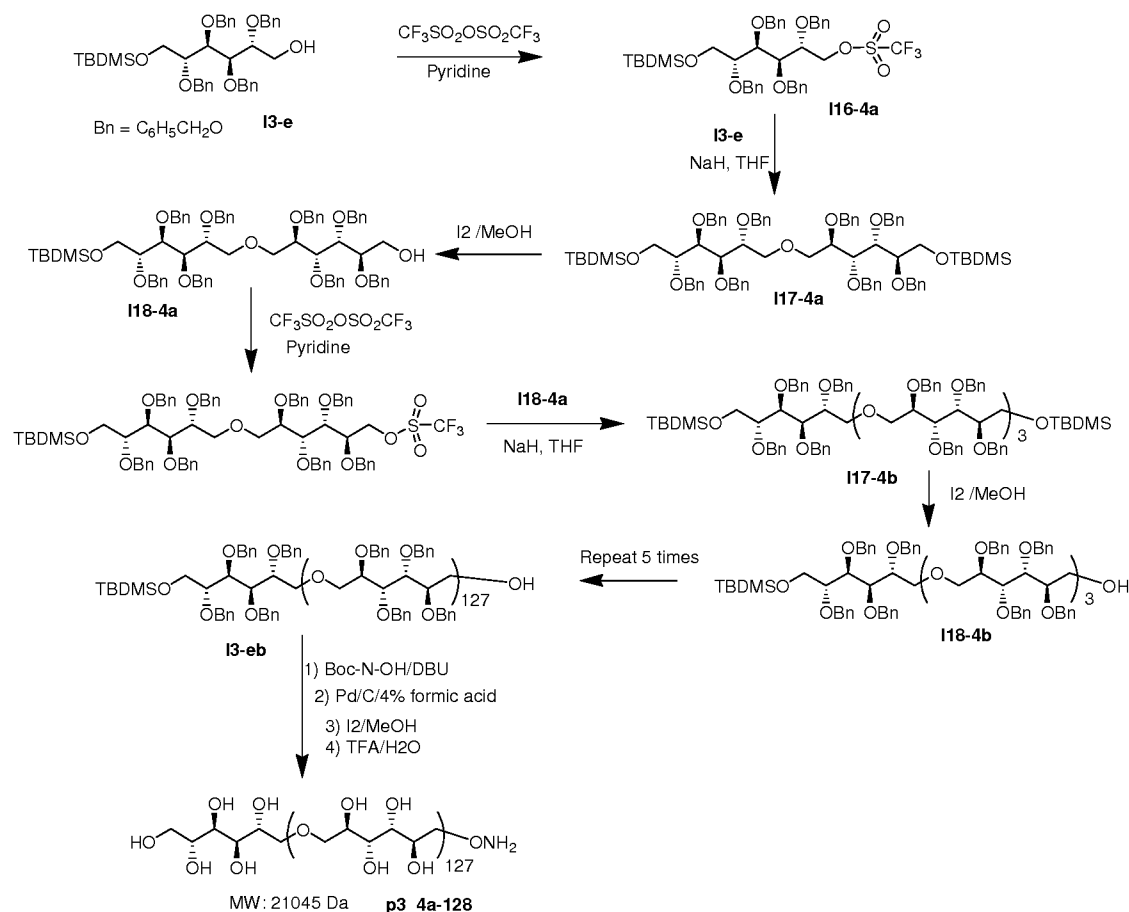
and a small amount of starting material with $R_f = 0.15$. The resulting residue was purified by silica gel column chromatography to obtain 0.0564 g (0.116 mmol, 23.9% yield) of the desired product. Mass spec (turbo spray): expected m/z 487.3 [M+H], observed m/z 487.5; expected m/z 509.3 [M+Na], observed m/z 509.5; and expected m/z 995.6 [2M+Na], observed m/z 995.6. After purification, HPLC analysis indicated a single peak at 8.155 minutes.

[00412] In a separate experiment, THF solvent was used instead of DMF. A lower yield of 13% was obtained.

[00413] **Compound I18-a:** 0.050 g (0.12 mmol, 1 eq.) of **I17-a** was dissolved in 2 mL methanol and 2 mL THF. The solution was purged with nitrogen for 15 minutes to remove dissolved gasses, followed by the addition of 0.105 g of Pd/C 10% wt./wt. The system was sealed and purged with nitrogen gas. Next, 0.100 mL (1.06 mmol, 8.8 eq.) of 1, 4-cyclohexadiene was added at RT. The mixture was stirred and the progress of the reaction monitored by TLC. After 1 hour, an additional 0.100 mL (1.06 mmol, 8.8 eq.) of 1,4-cyclohexadiene was added. After 2 hrs, an additional 0.100 mL (1.06 mmol, 8.8 eq.) of 1,4-cyclohexadiene was added. After 3 hours, an additional 0.400 mL (4.24 mmol, 35.3 eq.) of 1,4-cyclohexadiene was added and the reaction stirred overnight. TLC indicated consumption of the starting material and the presence of product with $R_f = 0.30$ (40:60 ethyl acetate: hexane on silica). The Pd/C was removed by filtration of the reaction mixture through a Celite 545 pad, followed by the addition of 1 mL of MeOH and 0.75 mL of water to facilitate the transfer of the product through the Celite. The THF and MeOH were removed by evaporation under reduced pressure and the water removed by lyophilization. A total of 0.0365 g (0.092 mmol, 89% yield) of material was obtained. Mass spec (turbo spray): expected m/z 397.2 [M+H], observed m/z 397.5; expected m/z 419.2 [M+Na], observed m/z 419.5; and expected m/z 815.4 [2M+Na], observed m/z 815.8. Also present were signals consistent with a substance on which both benzyl protecting groups had been removed: expected m/z 307.2 [M+H], observed m/z 307.4; expected m/z 419.2 [M+H], observed m/z 419.5. HPLC indicated a main product peak at 5.627 minutes. This material was used in the next step without further purification.

[00414] **Compound I21-a:** The tetramer was prepared following the same protocol as described for compound **I17-a** from dimer **I17-8**. The compound was purified by silica gel chromatography. The identity of the product was checked by mass spec and the structure confirmed by $^1\text{H-NMR}$. The purity was checked by TLC or HPLC.

[00415] **Example 19: Synthesis of a single MW SA macromolecule (> 20 KDa) crosslinking reagent.**



[00416] **Compound I3-e:** Compound **I3-e** was prepared by benzylation of **I2-b** prepared following the same protocol as described for compound **I5-d** from **I8-d** (example 5). The compound was purified by silica gel chromatography. The identity of the product was checked by mass spec and the structure confirmed by $^1\text{H-NMR}$. The purity was checked by TLC or HPLC.

[00417] **Compound p3_4a-128:** Dimer **I17-4a** was prepared following a similar protocol as **I17-a**. **I3-e** reacted first with trifluoromethanesulfonic anhydride to form a

triflate. Other good leaving groups, such as mesylate, can also be used here. Next, the triflate reacted with another **I3-e** in the presence of a base, such as NaH, lithium bis(trimethylsilyl)amide, or potassium tert-butoxide, in the presence of THF. In some cases, DMF may be used. After the coupling, the product was purified by silica gel chromatography and analyzed by HPLC and mass spec. One of the TBDMS groups of the dimer **I17-4** was deprotected using 1% I₂ in MeOH following the same protocol as **I3-a**. The resulting dimer was activated with trifluoromethanesulfonic anhydride and reacted with another dimer in the presence of a base to form the tetramer **I17-4b**. After iodine deprotection of one of the TBDMS groups, the resulting material repeated the self-coupling and iodine deprotection cycle five times to obtain a mono-protected sugar alcohol with 128 SA units (**I3-eb**). The primary OH of **I3-eb** was converted to an aminooxy following the same protocol as described in **I4-db** in example 11. The final product was first debenzylated, then iodine is used to remove the TBDMS group, and finally TFA removed the Boc following previously described procedures in this patent. The final result was a aminooxy derivatized over a 20 KDa SA compound ready for conjugation through the aminooxy.

[00418] **Example 20: Preparation of other monomers for synthesizing higher MW SAs linked by an amide bond.**

[00419] **Fmoc protection of D-glucamine:** D-glucamine (1.02 g, 5.52 mmol), Fmoc-OSu (1.99 g, 1.05 equiv.), and potassium carbonate (0.78 g, 1 equiv.) were suspended in DMF (40 mL). Water (40 mL) was added in small portions, generating heat. The reaction mixture briefly turned clear, and then a precipitate started to form. After stirring overnight, the reaction mixture was poured into 750 mL of water. Precipitate was collected by suction filtration and dried by lyophilization to obtain a yellow solid (1.75 g), of which approximately 40% was the desired material according to the HPLC peak area. HPLC (TFA05 method, detected by UV absorbance at 220 nm) retention time = 5.10 min. The UV spectrum was characteristic of the Fmoc moiety. ESI-MS of the fraction collected from HPLC: m/z consistent with [M+H]⁺, 404; [M+Na]⁺, 426.

[00420] **Fmoc protection of D-glucosamic acid:** Water (5 mL) was added to a stirred suspension of D-glucosamic acid (101.3 mg, 0.519 mmol), Fmoc-OSu (192 mg, 1.1

equiv.), and potassium bicarbonate (144 mg, 2 equiv.) in DMF (5 mL). Heat was generated. After sonication and the addition of more DMF (1 mL), the mixture briefly turned clear before white turbidity formed. The reaction was stirred at RT for 4 hours. The mixture was adjusted to pH 8 by the addition of 0.5 N HCl, and then concentrated *in vacuo*. The residue was taken up in water (~40 mL) and extracted three times with 15 mL of ethyl acetate. The aqueous layer was adjusted to pH 2.5 by the addition of 0.5 N HCl and extracted three times with 30 mL of ethyl acetate. The combined organic layers were dried over sodium sulfate, filtered, and concentrated to obtain the desired product (105 mg, 48%). HPLC (TFA05 method, detected by UV absorbance at 220 nm) retention time = 5.06 min. The UV spectrum was characteristic of the Fmoc moiety. The ESI-MS m/z was consistent with $[M-OH]^+$, 400; $[M+H]^+$, 418; $[M+Na]^+$, 440.

[00421] The free OH groups of the above mentioned Fmoc-protected sugar alcohol amino acids are protected as an acetate ester or tButyl ester. The final monomer is used to assemble SA macromolecules linked by an amide bond using a standard Fmoc peptide solid phase synthesis strategy.

[00422] **Conjugation examples:**

[00423] Examples 21-26 illustrate the general methods and protocols for conjugating or modifying other molecules using sugar alcohol crosslinkers. The advantages of sugar alcohol crosslinkers over other crosslinkers are obvious in these examples because sugar alcohol crosslinkers are so hydrophilic that little or no organic solvent is needed for the reaction. Particularly in the cases of antibody-drug conjugate, the sugar alcohol link will greatly reduce the hydrophobicity of the drug and make it easy to react it with an antibody in the aqueous buffer after modification. One can also expect less aggregation and more stable antibody-drug conjugate.

[00424] **Example 21: Synthesis of an antibody-drug conjugate.**

[00425] The standard method for conjugating an antibody to a toxin is through a maleimide-NHS crosslinker (according to most published methods in the antibody-drug conjugate area). The disulfide bonds in the hinge region of the antibody can be selectively reduced to generate a half antibody containing sulfhydryl groups, which then

react with a maleimide-modified toxin. Antibodies can also be thiolated at a surface amine to generate a sulfhydryl group, which can then be reacted with a maleimide-modified toxin. The second most popular method involves NHS ester coupling. For example, if the toxin has a free acid, it can be coupled to the surface amine of the antibody through the NHS ester activation method (simplified process).

[00426] **CD33 antibody-doxorubicin:** Commercially available CD33 antibody and doxorubicin are used to demonstrate the feasibility of synthesizing antibody-drug conjugates using a mannitol-based crosslinking reagent. In method a, the antibody is reduced at the hinge region to yield two half-antibody molecules, which react with maleimide-activated doxorubicin through a maleimide mannitol aminooxy crosslinking reagent. In method b, doxorubicin is reacted with carboxylic acid mannitol aminooxy, and then reacted with the surface amines of the antibody through EDC. After conjugation, the reaction mixtures are dialyzed or desalted to remove the unconjugated drug. Unconjugated (free) antibody is removed through preparative hydrophobic interaction chromatography (HIC) purification. The number of drug molecules loaded onto the antibody (antibody-drug ratio) is determined by HPLC analysis using a HIC column. The MW of the antibody-drug is analyzed by matrix-assisted laser desorption/ionization (MALDI) or electrospray mass spectrometry. The exact position of the labeling is determined by trypsin digestion of the antibody and analyzed by LC/MS-MS/MS. The percentage of aggregation is determined by gel filtration chromatography.

[00427] **Example 22: Synthesis of single pure SA macromolecules and protein conjugates.**

[00428] This example illustrates tetra-mannitol labeling of human granulocyte-colony stimulating factor (rhG-CSF). Recombinant rhG-CSF is prepared according to the literature (Souza, LM *et al. Science* **1986**, 232, 61–65). A typical protocol for preparing single labeled rhG-CSF thorough the terminal amine is illustrated. A solution of rhG-CSF (5 mg/mL) in sodium phosphate buffer (pH 6.5) at 4°C is added to a vial containing mannitol carboxymethyl-*N*-hydroxysuccinimidy ester (18 equiv.). After the SA molecule is dissolved, the reaction is stirred at 22°C for 1 hr. Hydroxylamine (2 M, pH 7.3) is

added to the reaction mixture to cleave any unstable SA labeling sites on rhG-CSF. After 1 hr, the reaction mixture is diluted with 1 mM HCl and the pH adjusted to 3.5 with 1M HCl. rhG-CSF-SA is purified by cation exchange chromatography. The site of SA labeling is determined by endoproteinase peptide mapping. The MW of the intact rhG-CSF-SA is determined by MALDI.

[00429] Example 23: Synthesis of highly loaded therapeutic agents on SA macromolecules.

[00430] Doxorubicin has a ketone group that easily reacts with aminoxy-containing SA macromolecules. An SA macromolecule containing multiple copies of aminoxy is reacted with doxorubicin to produce a highly loaded drug. Tetra-mannitol containing aminoxy in place of secondary OH groups reacts with doxorubicin, producing a highly loaded therapeutic agent.

[00431] Example 24: Synthesis of a single pure SA macromolecule and oligo conjugates.

[00432] An SA macromolecule (>20 KDa) can easily be attached to an oligo using the following procedure. A 5' or 3' terminal modified amine oligo is dissolved in sodium phosphate buffer (0.1 M, pH 8.0 ~ 9.0) at 10 ~ 20 mM concentration. An SA macromolecule bearing a single NHS ester is added directly into the oligo solution with a final concentration of SA macromolecule in the range of 1 ~ 2 mM. The vial is placed in a shaker at 37°C for a few hours. The progress of the reaction can be checked by size-exclusion HPLC, anion exchange, or reversed-phase C18 chromatography. Depending on the size of the oligo, the reaction mixture can be desalted using gel filtration (Superdex™ 200) or ultrafiltration to remove the unreacted oligo. If the MWs of the oligo and SA are very close, a 1:1 ratio of the oligo and SA should be mixed together and the product purified by anion exchange chromatography. A 5' or 3' thiol modified oligo is also conjugated to an SA macromolecule (>20 KDa) bearing a single maleimide group at the termini following the standard protocol. The identity of the product is checked by MALDI-MS. Gel electrophoresis is used to analyze the reaction. Please note that sugar alcohols have no UV absorbance and may require a special detector, such as a pulsed

electrochemical detector (PAD), refractive index detector, or light scattering detector. Other methods are spotting the sample in TLC and charring by CAM or PMA reagents.

[00433] Example 25: Synthesis of a single pure SA macromolecule and peptide conjugates.

[00434] An SA macromolecule (> 20 KDa) can easily be attached to a thiol peptide using the following procedure. An SA macromolecule bearing a single maleimide group is mixed with 5 ~ 10 equivalents of thiol peptide in sodium phosphate buffer (0.1 M, pH 6.0) and mixed at RT. The progress of the reaction is checked by size-exclusion HPLC, anion exchange, cation exchange, or reversed-phase C18 chromatography. Depending on the size of the oligo, the reaction mixture is desalted using gel filtration (Superdex™ 200) or ultrafiltration to remove the unreacted peptide. If the MWs of the oligo and SA are very close, a 1:1 ratio of the peptide and SA should be mixed together and the product purified by anion or cation exchange chromatography. Other peptides, such as keto peptide, are also synthesized and react with a SA macromolecules (> 20 KDa) bearing an aminoxy group under acidic conditions (usually acetic acid in MeOH) to obtain a SA-peptide conjugate.

[00435] Example 26: Synthesis of a HRP-oligo using a sugar alcohol heterobifunctional crosslinker.

[00436] A 5' or 3' modified amine oligo is first reacted with a sugar alcohol with an NHS-ester on one end and 2-pyridyldithiol on the other end (MW < 500 Da) in sodium phosphate buffer (pH > 8.0). The reaction is typically performed at 37°C for 4 hr. The reacted oligo is desalted on a Sephadex™ G25 column and freeze-dried. The dried oligo is then dissolved in sodium phosphate buffer (pH > 8.0) and reduced with DTT at 37°C for 30 minutes. The reduced oligo is desalted and added directly into an HRP-bearing maleimide group. Maleimide-HRP is prepared by reacting HRP with an NHS-maleimide sugar alcohol crosslinker (MW < 500 Da) or any other NHS-maleimide crosslinker. The oligo and HRP conjugation reaction is allowed to proceed at RT and its progress is monitored by gel filtration (or anion exchange) chromatography. The HRP-oligo conjugate is purified by gel filtration or anion exchange chromatography to obtain a single oligo-labeled HRP-containing sugar alcohol spacer.

INCORPORATION BY REFERENCE

[00437] The entire disclosure of each of the publications and patent documents referred to herein is incorporated by reference in its entirety for all purposes to the same extent as if each individual publication or patent document were also individually denoted.

EQUIVALENTS

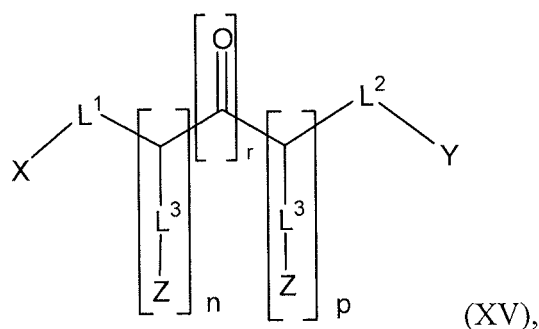
[00438] The invention may be embodied in other specific forms without departing from the spirit or essential characteristics thereof. The foregoing embodiments are therefore to be considered in all respects illustrative rather than limiting of the invention described herein. The scope of the invention is thus indicated by the appended claims rather than by the foregoing description, and all changes that come within the meaning and range of equivalent with the claims are intended to be embraced therein.

[00439] The term “comprise” and variants of the term such as “comprises” or “comprising” are used herein to denote the inclusion of a stated integer or stated integers but not to exclude any other integer or any other integers, unless in the context or usage an exclusive interpretation of the term is required.

[00440] Any reference to publications cited in this specification is not an admission that the disclosures constitute common general knowledge in Australia.

CLAIMS

1. A compound having a linear multimer sugar alcohol comprising three or more monomeric sugar alcohol units B^1 , where
 each monomeric sugar alcohol unit is bound to one or more other monomeric units through a linking group W formed by a reaction between the X, Y or Z portion of one monomeric unit with the X, Y or Z of another monomeric unit;
 wherein
 each B^1 has the chemical structural Formula XV:



wherein for each B^1 , independently:

each of n and p is independently selected from 0 and an integer selected from 1 to about 12; and

$n + p$ is between 1 and 12;

r is 0 or 1;

each of X and Y is independently selected from

-OH, -J, -C(=O)-J, -C(=O)-CH₂-J, -NH-C(=O)-CH₂-J, -OR⁵, -OR⁶, -O-Mesyl, -O-Tosyl, NH-C(=O)-CH₂-O-Mesyl, -NH-C(=O)-CH₂-O-Tosyl, -SH, -S-S-tButyl, -SR⁵, -NHR⁵, -NHR⁷, -NH-Fmoc, -NH-Boc, -C(=O)H, -C(=O)OH, -N=C=S, -N=C=O, -N=N+=N-, -O-NH₂, -O-NH-Fmoc, -O-NH-Boc, -O-N-(Boc)₂, -O-N-(phthalimidyl), -NH-NH₂, -C(=O)-NH-NH₂, -NH-C(=S)-NH-NH₂, -toluenesulfonylhydrazide, a benzophenone, an aryl diazonium, a diazoalkane, a diazoacetyl, a diazirine, a diene, an alkene, a ketene, an alkene with allylic hydrogen, an epoxide, and an oxirane;

R⁵ is C₁-C₈ alkyl;

R⁶ is benzyl;

R⁷ is independently selected from the group consisting of trityl, MMT, and DMT;

each J is independently selected from the group consisting of Cl, Br and I;

each of L^1 and L^2 is R^2 ;

each W is independently selected from O, NH or a linking group formed by X and Y;

each R^2 is independently selected from $-CH_2-$ or a bond;

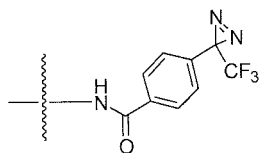
each $-L^3-Z$ is $-OR^1$, wherein each R^1 is independently selected from the group consisting of hydrogen, C_1-C_8 alkyl, benzoyl, acetyl, benzyl, C_1-C_8 alkyl silyl, cyclic ortho ester, acetate, tetrahydropyranyl, tetrahydrofuranyl, and tetrahydrothiofuranyl; and

at least in one of the B^1 units, $n + p + r$ is greater than 1.

2. The compound of claim 1, wherein

each X is $-O-(C_1-C_8 \text{ alkyl})$;

at least one Y is $-OH$, $-J$, $-N=N^+=N^-$, $-O-NH_2$, $-NH-(C=O)-CH_2-Br$, $-SH$, or



3. The compound of claim 1 or claim 2, wherein

R^1 is independently selected from the group consisting of hydrogen, C_1-C_8 alkyl, benzoyl, acetyl, and benzyl.

4. The compound of claim 3, wherein each L^1 and L^2 is $-CH_2-$.

5. The compound of claim 4, wherein each r is 0.

6. The compound of any one of claims 1 to 5, wherein the molecular weight of the compound is from about 5 kDa to about 500 kDa.

7. The compound of any one of claims 1 to 5, wherein the molecular weight of the compound is from about 10 kDa to about 100 kDa.

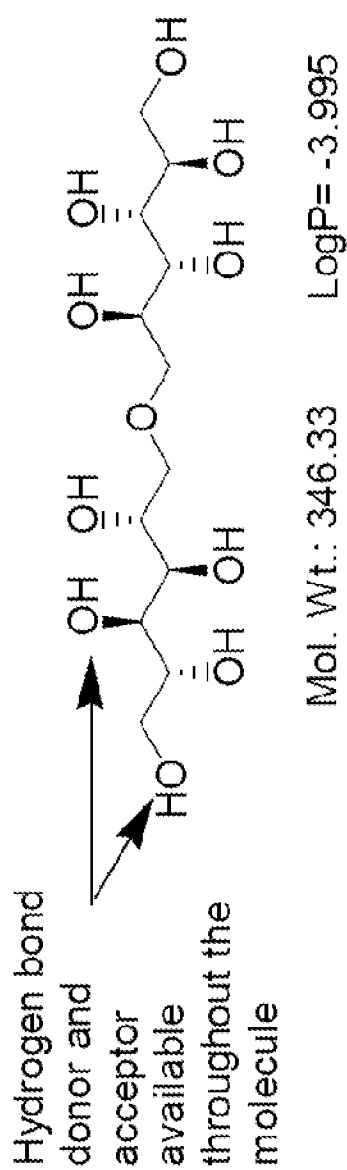
8. The compound of any one of claims 1 to 5, wherein the molecular weight of the compound is from about 10 kDa to about 60 kDa.

9. The compound of any one of claims 1 to 8, wherein the compound has a purity of greater than 90%.
10. The compound of any one of claims 1 to 8, wherein the compound has a purity of greater than 95%.
11. The compound of claim 1, wherein the molecular weight of the compound is from about 10 kDa to about 60 kDa and the compound has a purity of greater than 95%.
12. The compound of any one of claims 1 to 11, wherein W is -O-.
13. The compound of claim 1, wherein X and Y are different.
14. The compound of claim 13, wherein each $-L^3-Z$ is -OH.
15. The compound of claim 14, wherein each L^1 and L^2 is $-CH_2-$.
16. The compound of claim 15, wherein each r is 0.

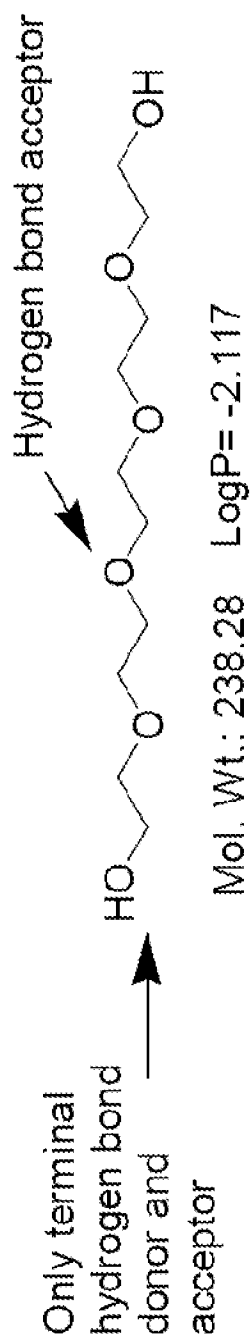
Date: 18 August 2017

1/12

Chemical structures of SA linker and PEG linker



Sugar alcohol based linker or molecule



Comparable PEG linker

Fig. 1

3/12

Methods of synthesizing mono, homobifunctional, and heterobifunctional SA crosslinking reagent with extra linkers

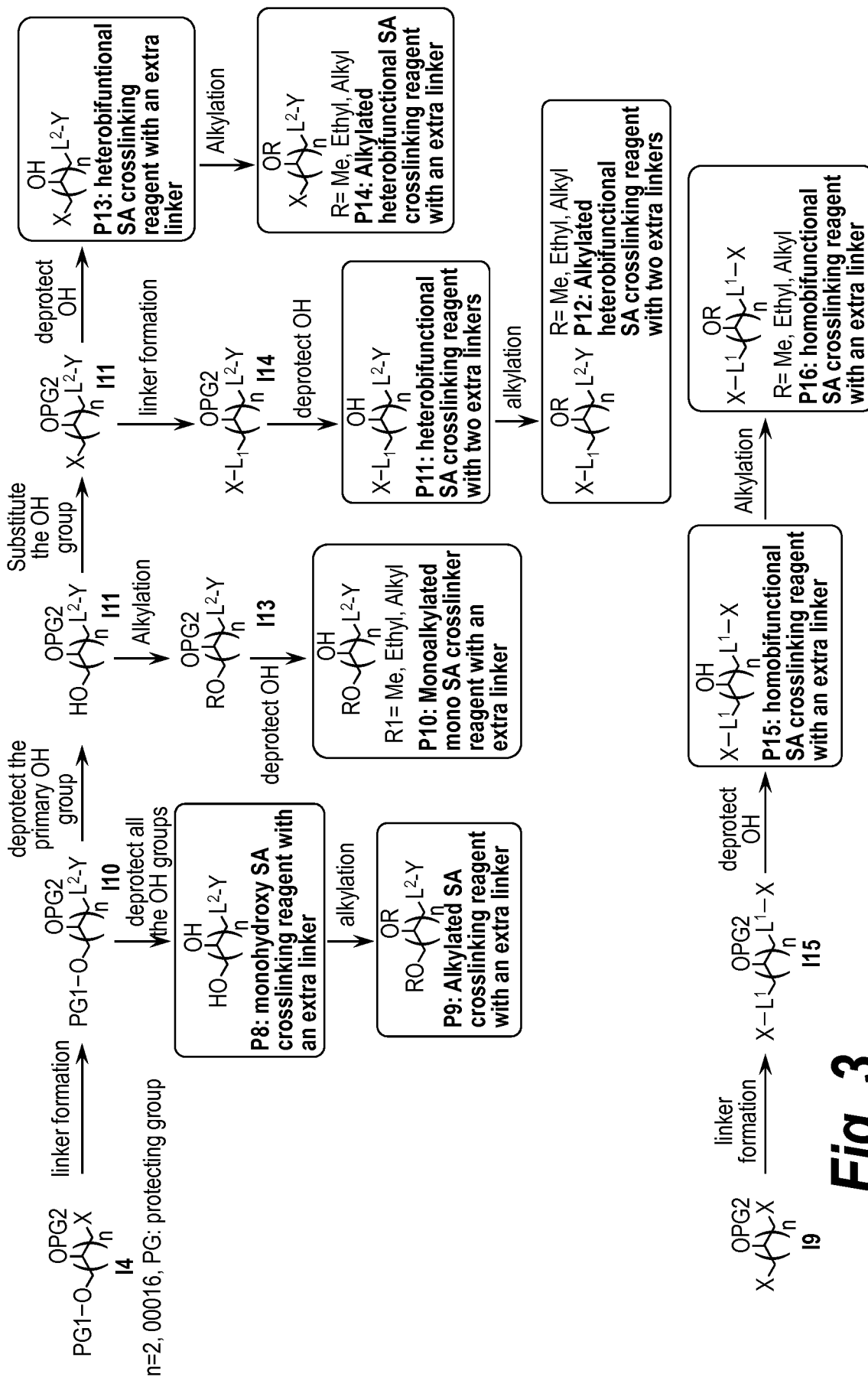
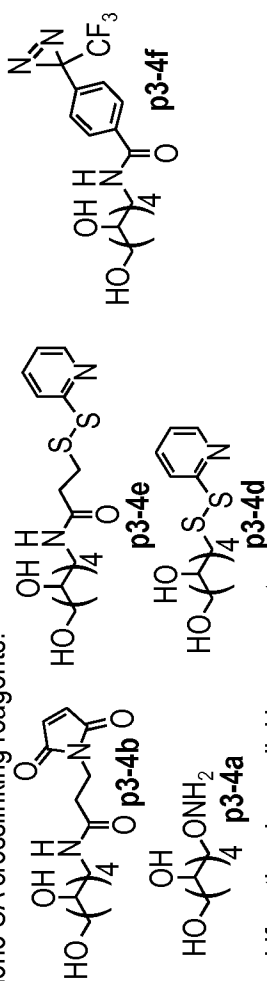


Fig. 3

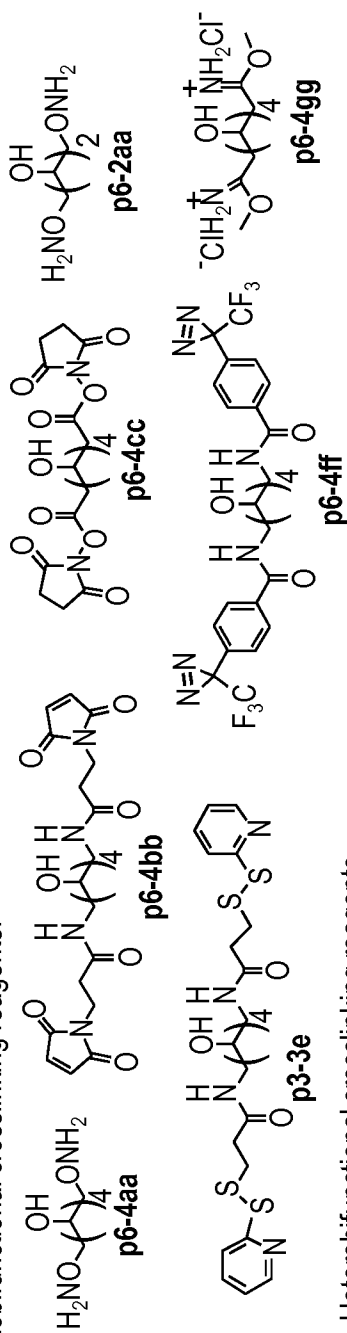
4/12

Examples of useful SA crosslinking reagents

mono SA crosslinking reagents:



Homobifunctional crosslinking reagents:



Heterobifunctional crosslinking reagents

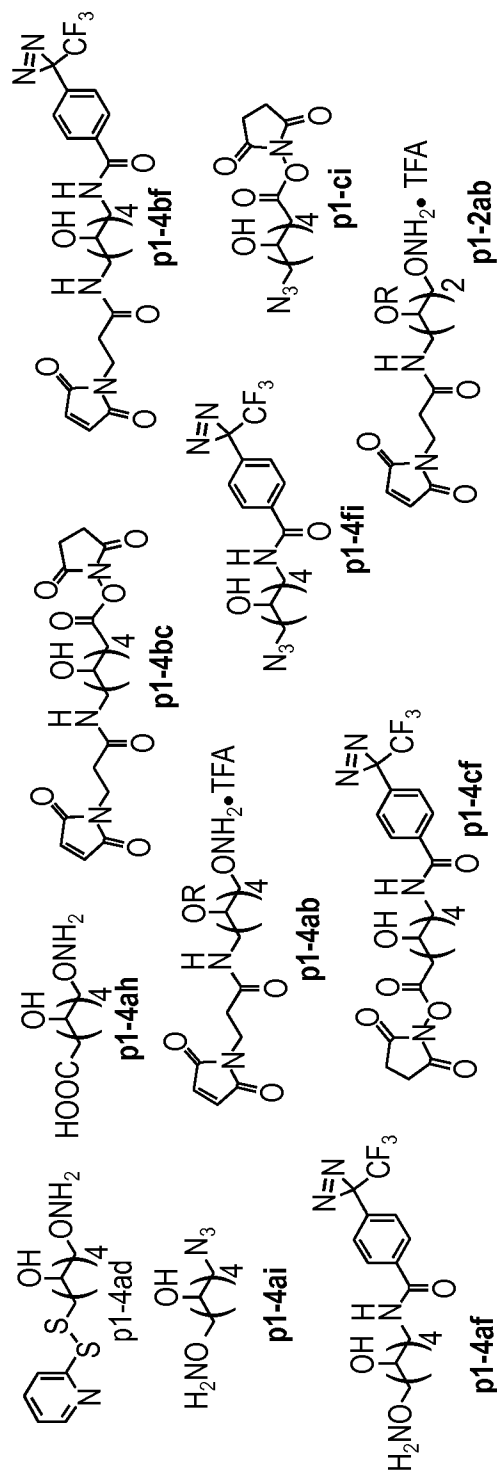


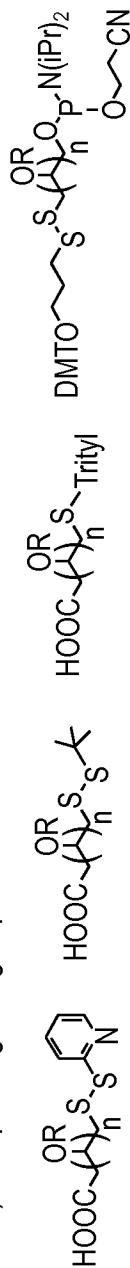
Fig. 4

5/12

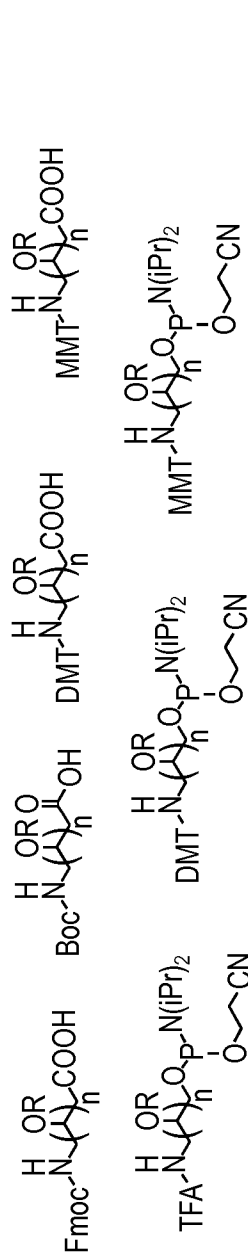
Examples of useful SA reagents for solid phase peptide and oligo synthesis

Peptide or oligo modification reagent n=2, 3, 4, 5, 6 R= Benzoyl (Bz), Acetyl, Benzyl (Bn), Me, Ethyl, Alkyl, Silyl, Tetrahydropyranyl (THP)

1) Incorporating thiol group:



2) Incorporating amino group



3) Incorporating other functional groups

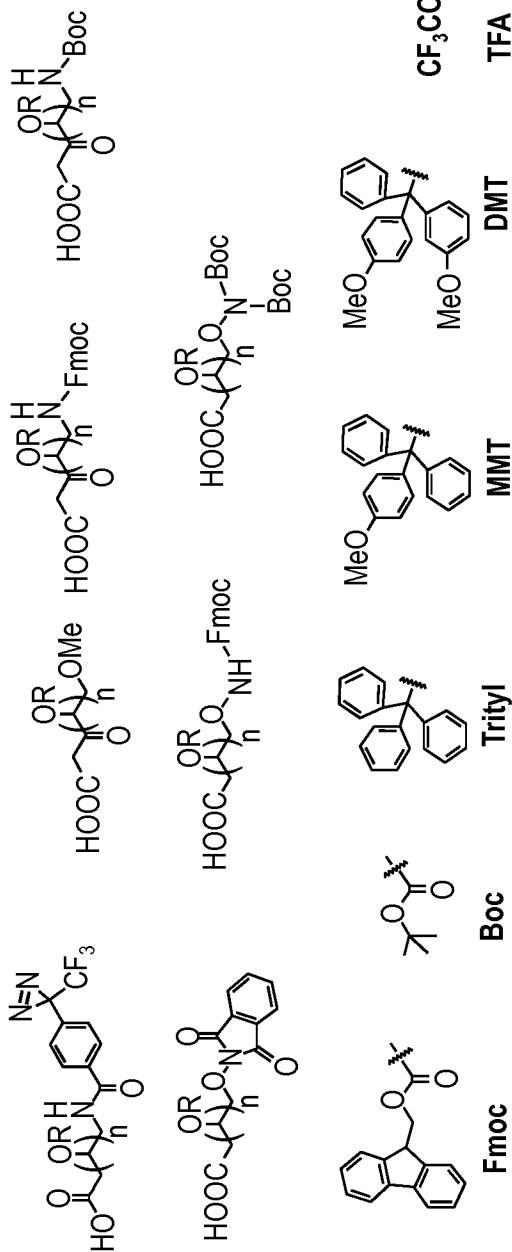


Fig. 5

Methods of synthesizing di-, tetra-, and higher molecular weight SA molecule

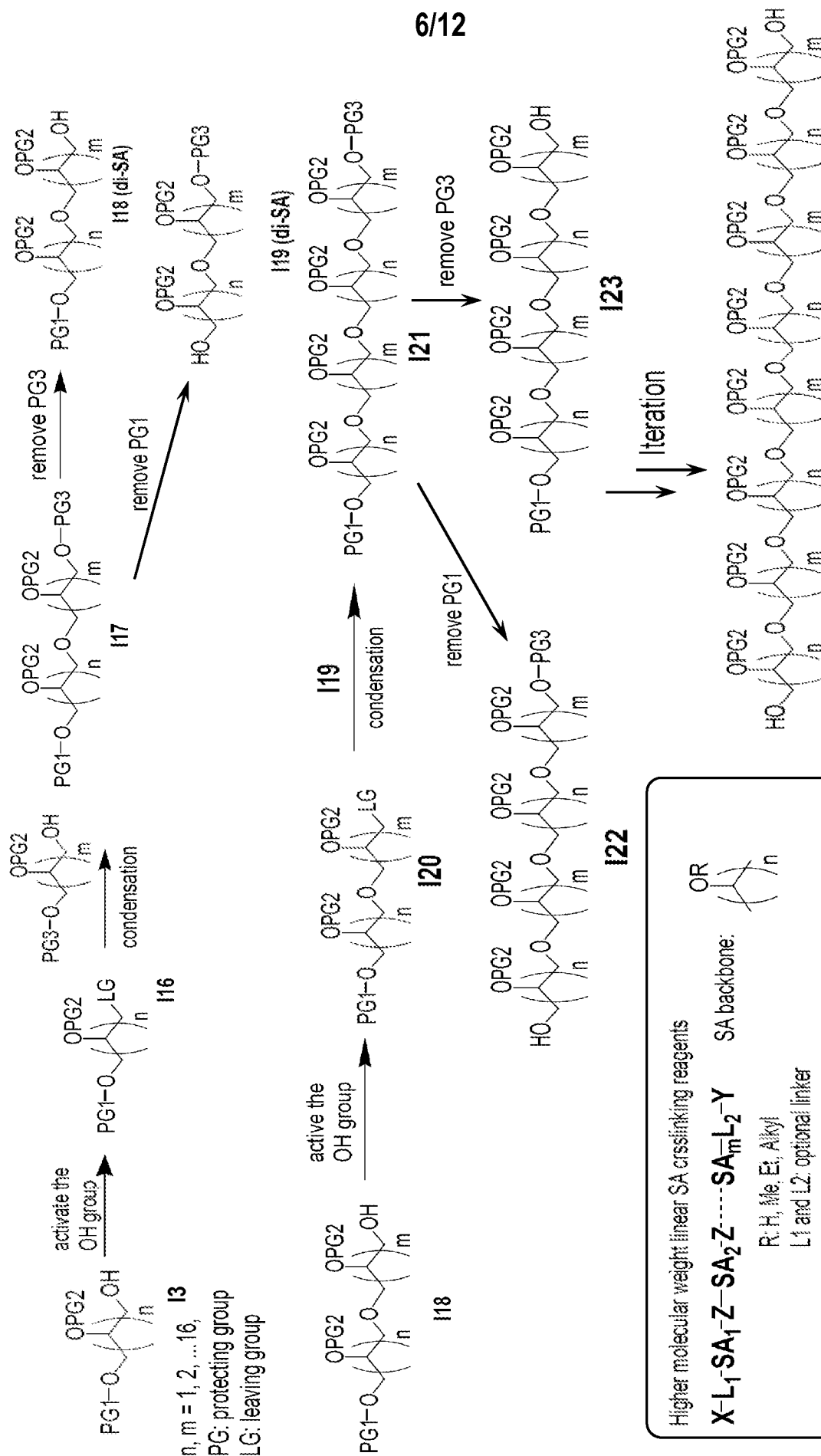
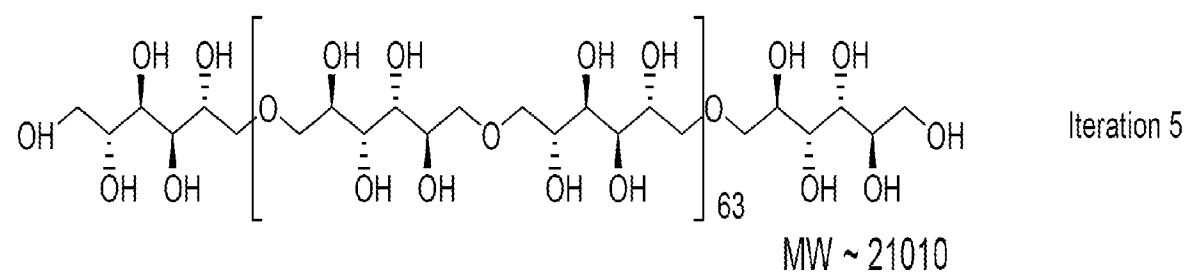
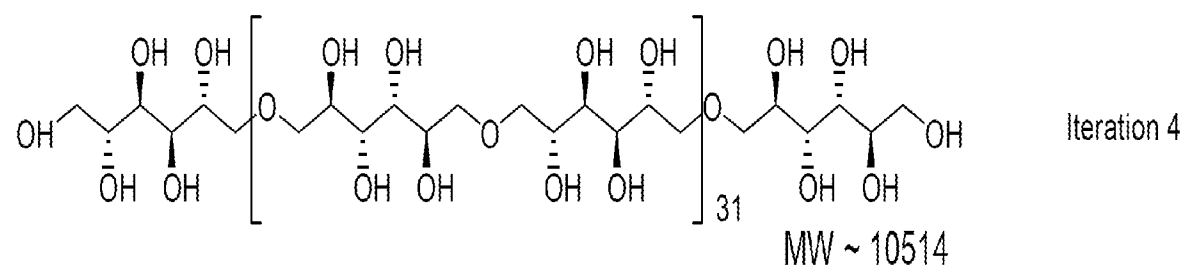
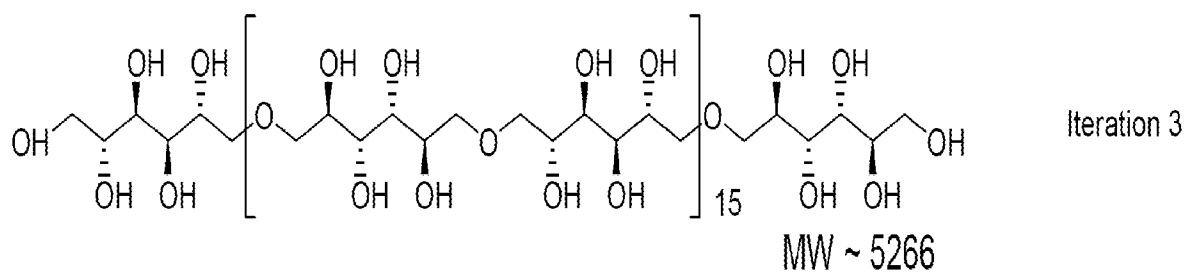
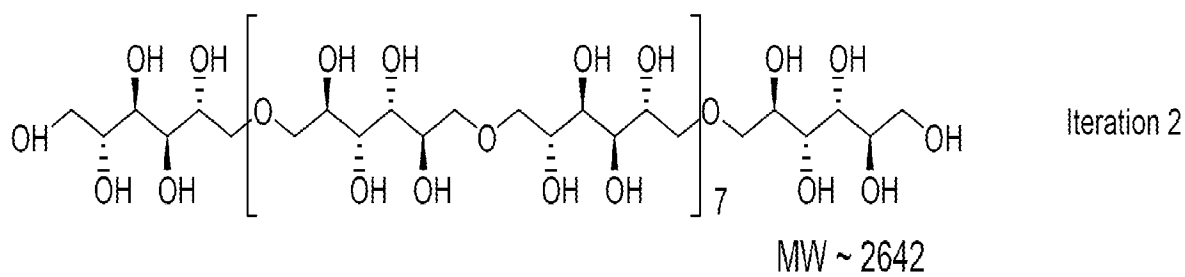
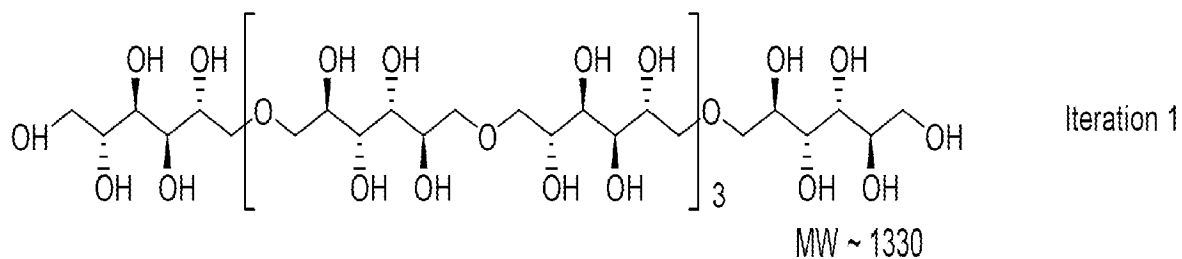
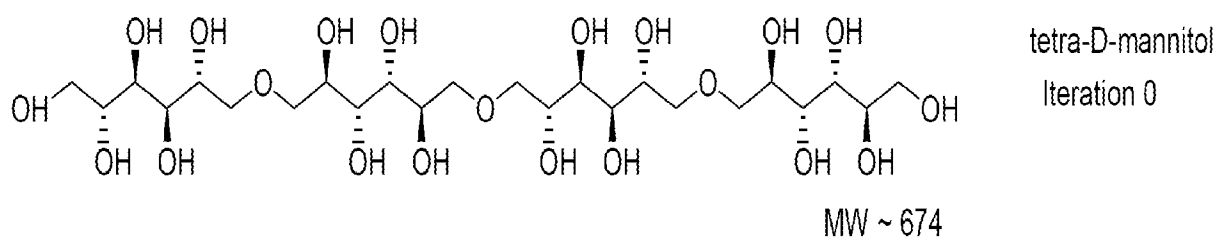


Fig. 6

7/12

MW of linear macro SA molecule based on D-mannitol**Fig. 7**

Incorporating crosslinking group at the side chain of macro SA molecule

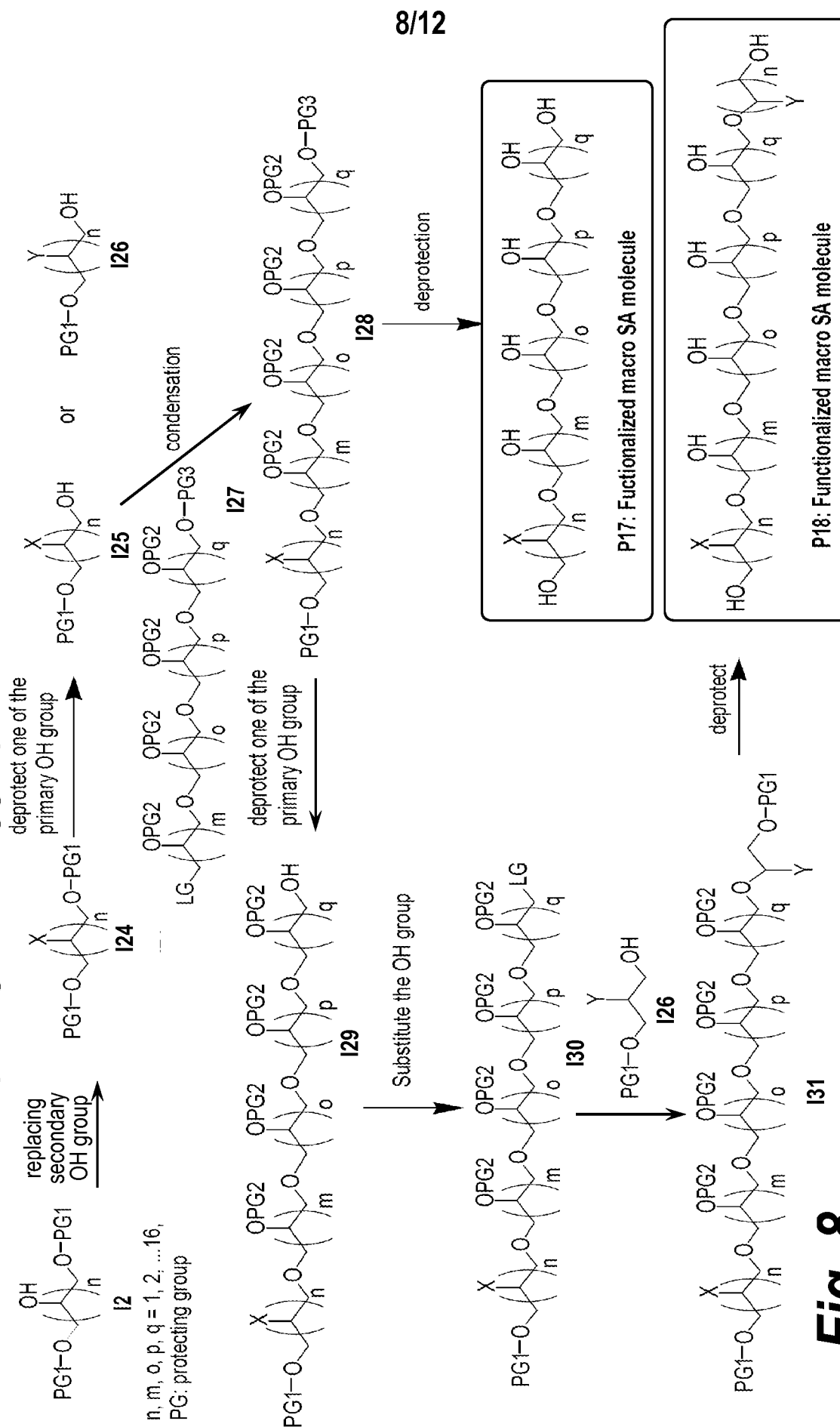


Fig. 8

Examples of linear macro SA molecules synthesized by solid phase

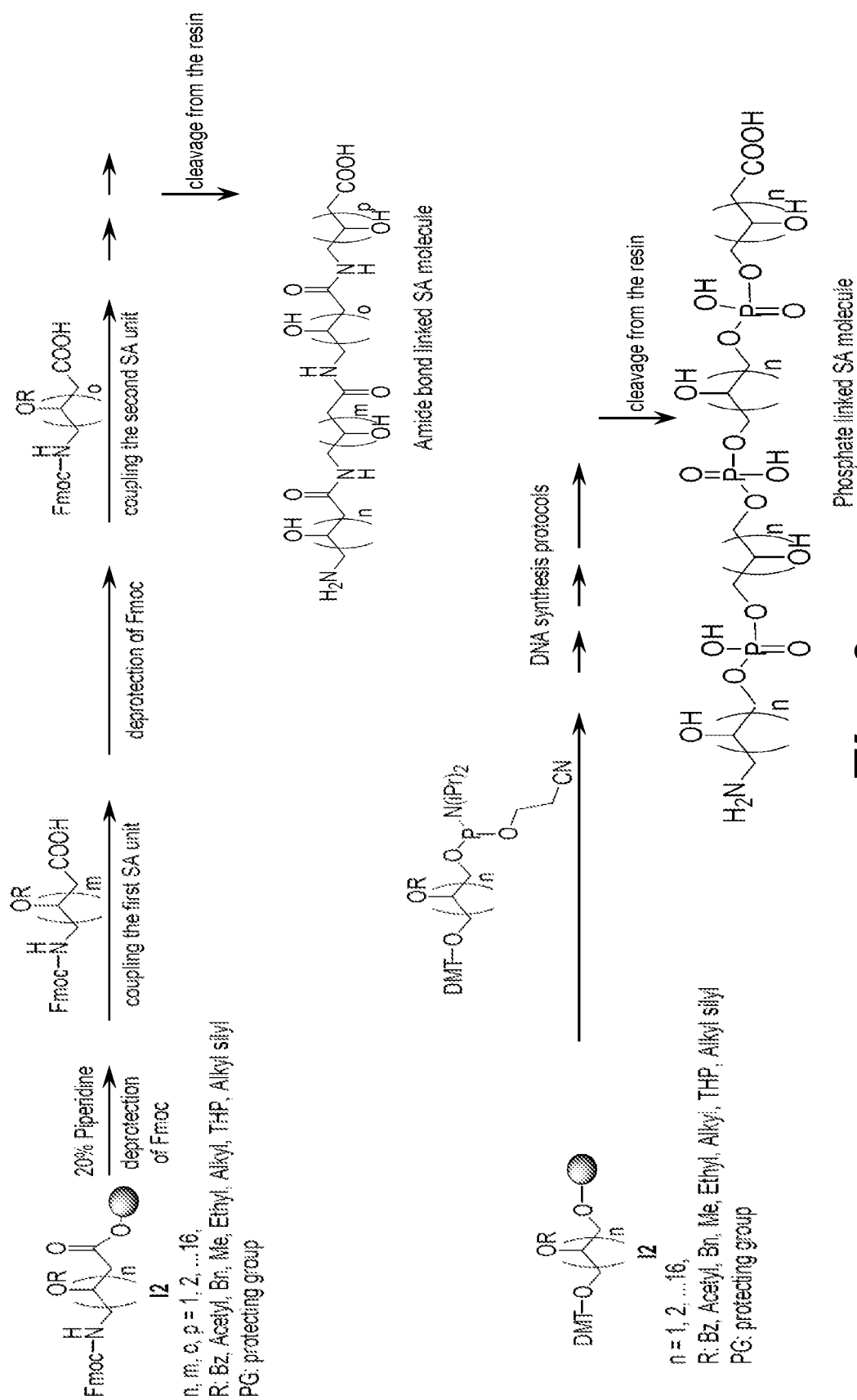


Fig. 9

10/12

Configuration of hyperbranched SA macromolecule

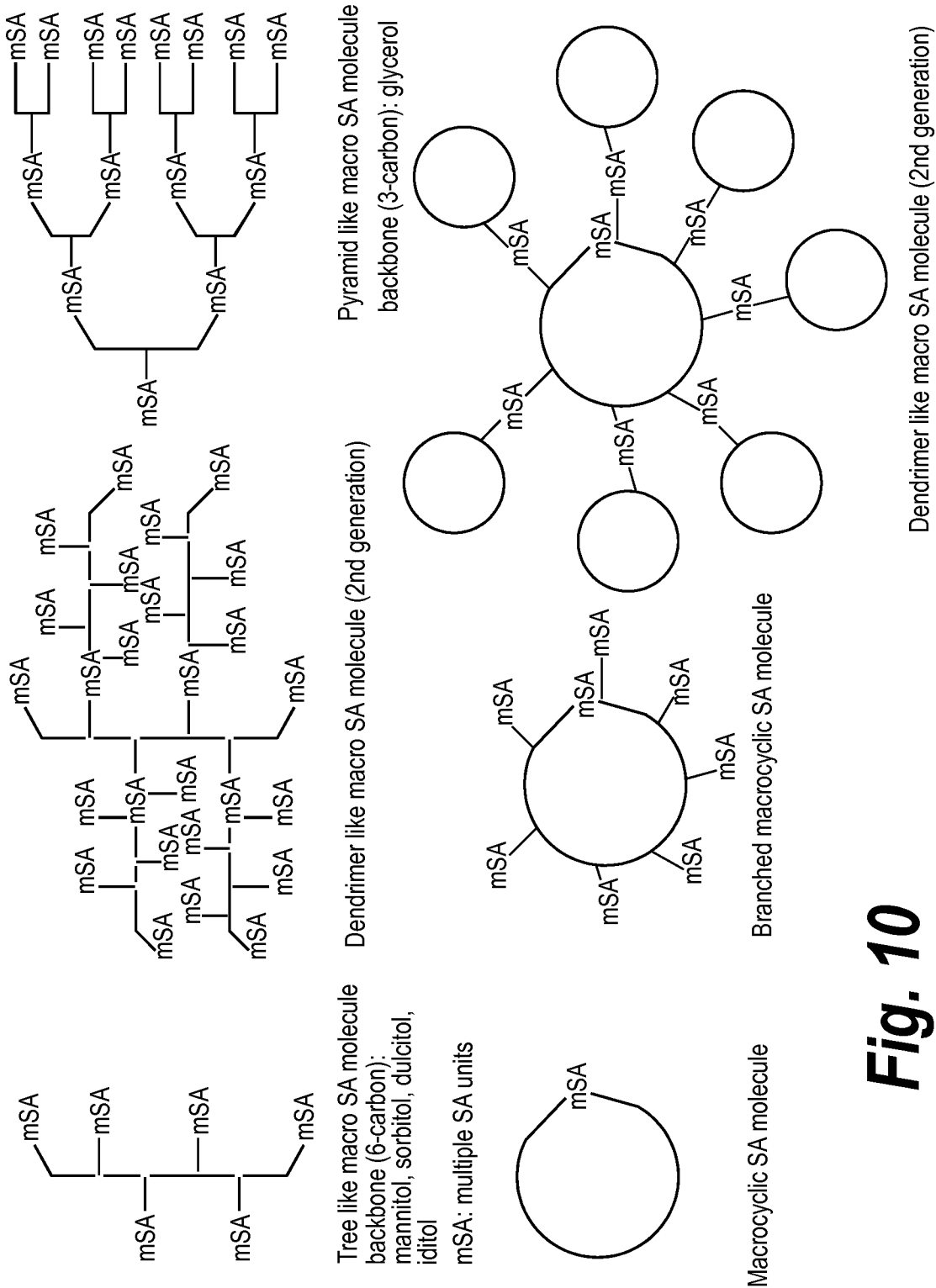


Fig. 10

11/12

Some examples of macro SA molecules based on D-mannitol

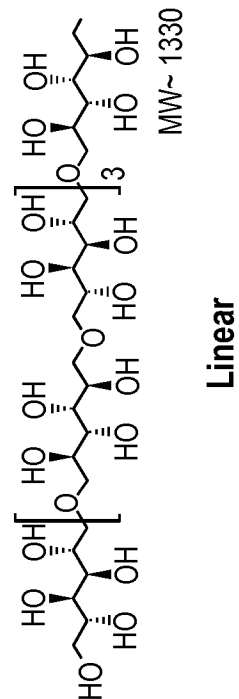
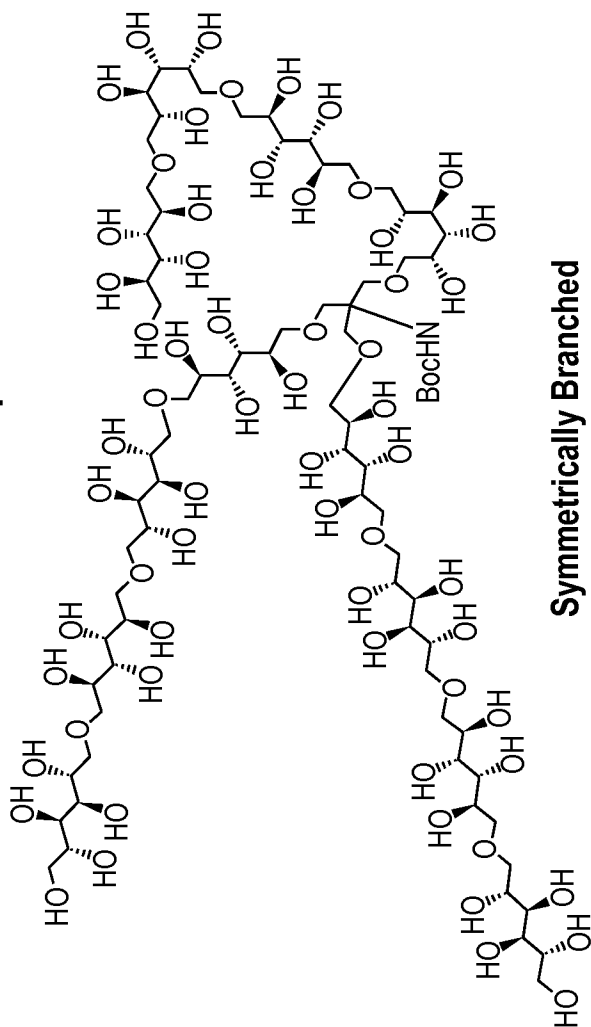
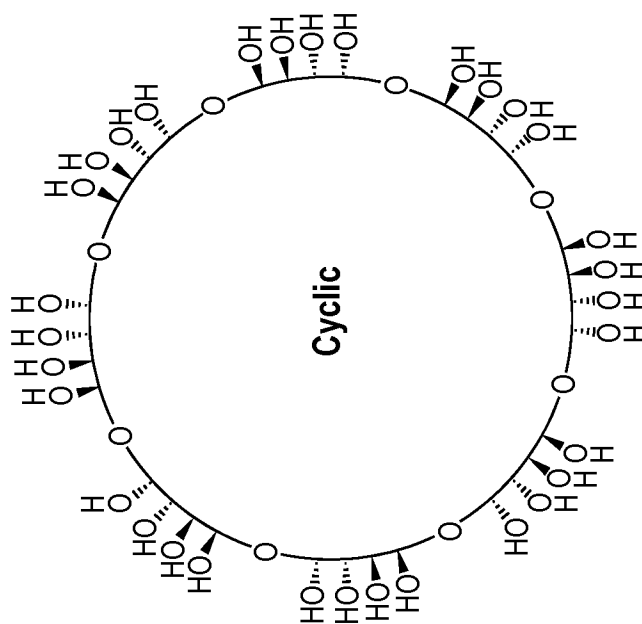
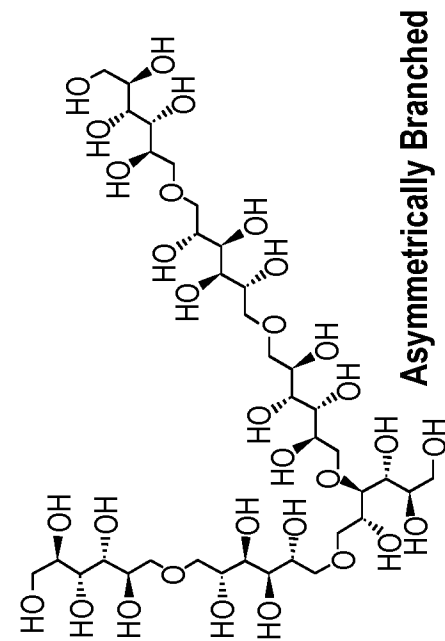


Fig. 11

Synthesis of branched macro SA molecule

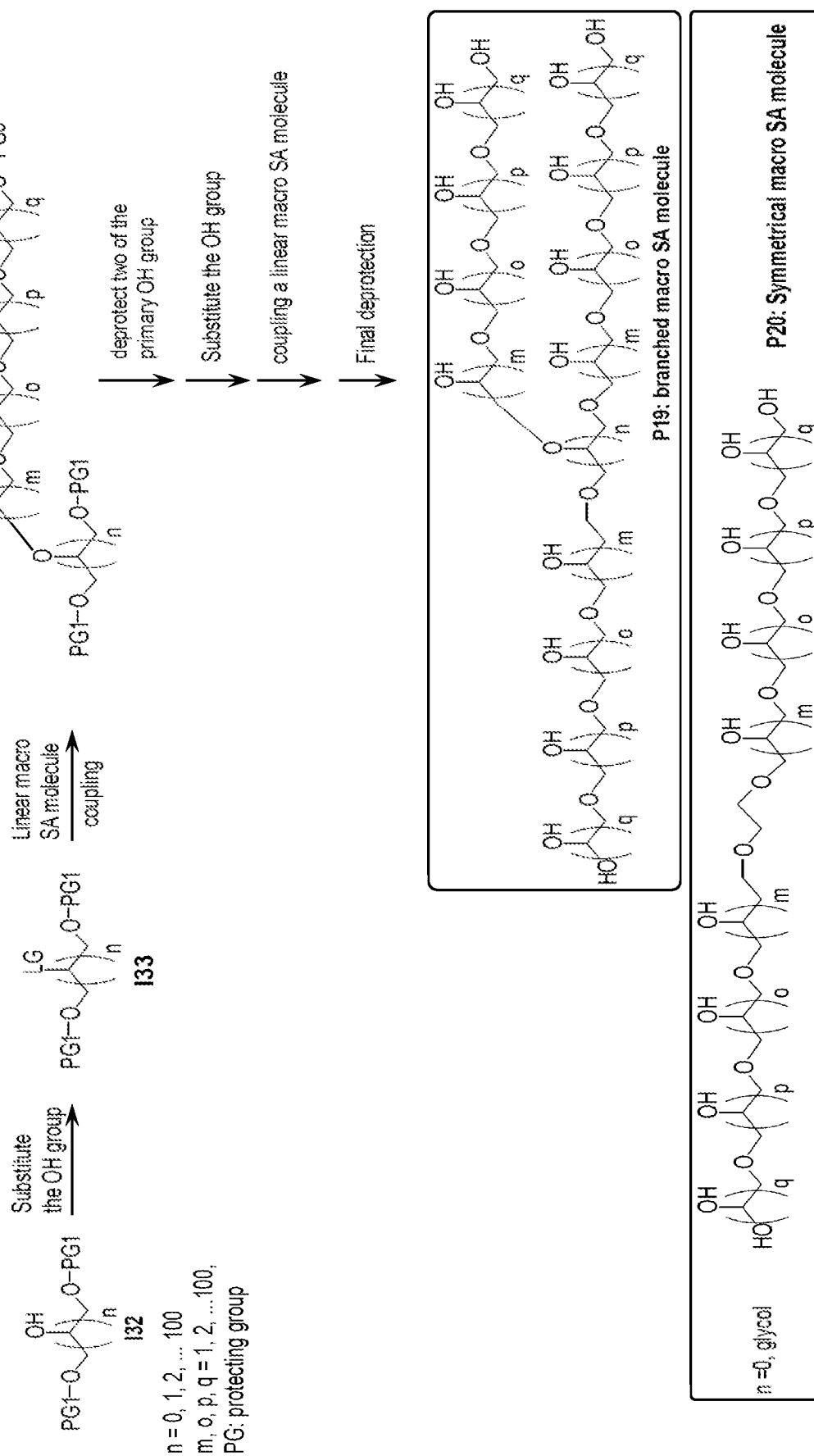


Fig. 12