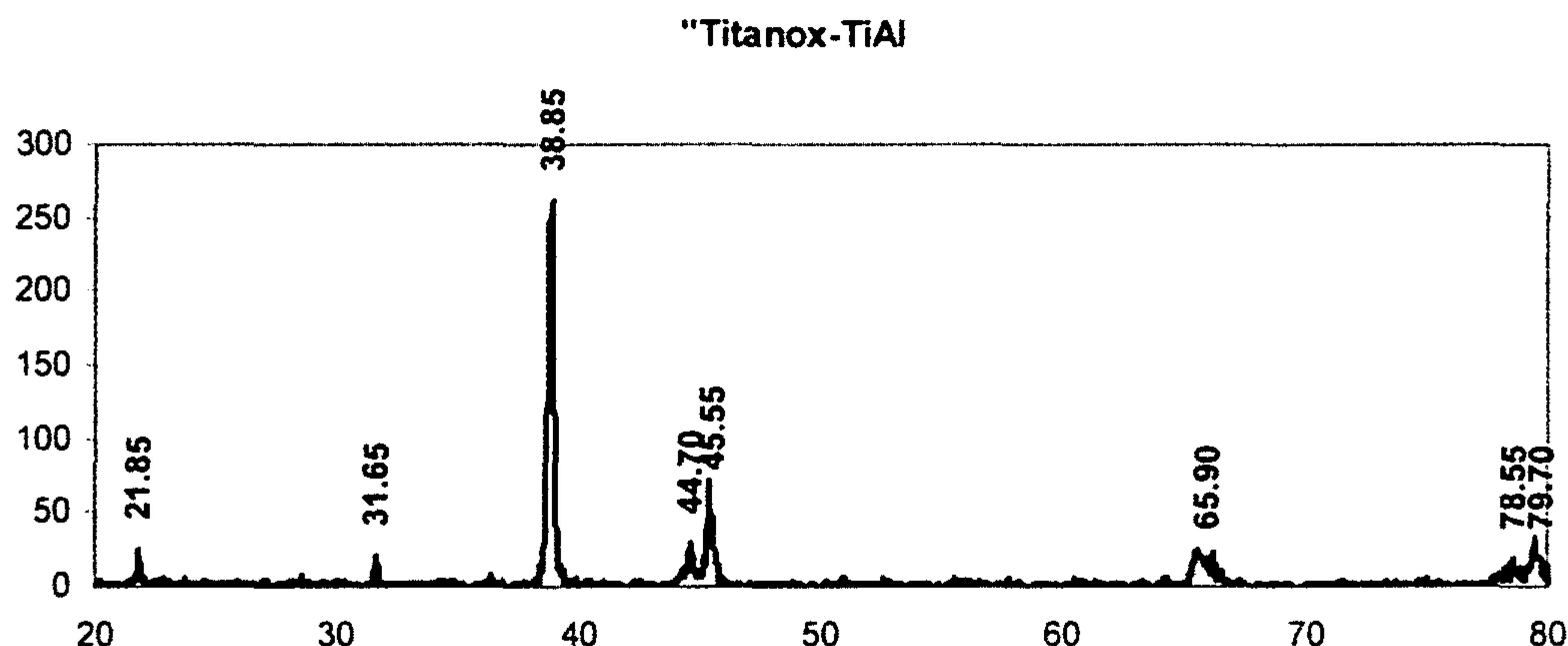




(86) Date de dépôt PCT/PCT Filing Date: 2007/07/20
(87) Date publication PCT/PCT Publication Date: 2008/01/24
(85) Entrée phase nationale/National Entry: 2009/01/19
(86) N° demande PCT/PCT Application No.: NZ 2007/000192
(87) N° publication PCT/PCT Publication No.: 2008/010733
(30) Priorité/Priority: 2006/07/20 (NZ548675)

(51) Cl.Int./Int.Cl. *B22F 9/20* (2006.01),
C22B 5/04 (2006.01), *C22C 1/04* (2006.01),
C22C 1/05 (2006.01)
(71) Demandeur/Applicant:
TITANOX DEVELOPMENT LIMITED, NZ
(72) Inventeurs/Inventors:
ADAM, GORGEES, NZ;
LIANG, JING, NZ
(74) Agent: SMART & BIGGAR

(54) Titre : PRODUCTION DE POUDRE D'ALLIAGE METALLIQUE
(54) Title: METAL ALLOY POWDERS PRODUCTION



(57) **Abrégé/Abstract:**

The invention relates to a process for the production of metal alloy powders, in particular the invention relates to a process for producing titanium metal alloys from titanium dioxide and aluminium. Optionally the process can also include the use of one or more other oxides (metal or non-metal). The result is at least a Ti-Al alloy powder. If another metal oxide is used the result is a Ti-ternary alloy powder. If SiO₂ is used the result is a Ti-Al-Si alloy.



(12) INTERNATIONAL APPLICATION PUBLISHED UNDER THE PATENT COOPERATION TREATY (PCT)

(19) World Intellectual Property Organization
International Bureau



(43) International Publication Date
24 January 2008 (24.01.2008)

PCT

(10) International Publication Number
WO 2008/010733 A1

(51) International Patent Classification:

B22F 9/20 (2006.01) *C22C 1/04* (2006.01)
C22B 5/04 (2006.01) *C22C 1/05* (2006.01)

(21) International Application Number:

PCT/NZ2007/000192

(22) International Filing Date: 20 July 2007 (20.07.2007)

(25) Filing Language: English

(26) Publication Language: English

(30) Priority Data:

548675 20 July 2006 (20.07.2006) NZ

(71) Applicant (for all designated States except US): **TI-TANOX DEVELOPMENT LIMITED** [NZ/NZ]; C/- John C R Barraclough & Associates, 240 Tristram Street, Hamilton, 3204 (NZ).

(72) Inventor; and

(75) Inventor/Applicant (for US only): **ADAM, Gorgees** [NZ/NZ]; 24 Tutere Road, Papatoetoe, Manukau, 2025 (NZ).

(74) Agent: **BALDWINS**; PO Box 5999, Wellesley Street, Auckland, 1141 (NZ).

(81) Designated States (unless otherwise indicated, for every kind of national protection available): AE, AG, AL, AM, AT, AU, AZ, BA, BB, BG, BH, BR, BW, BY, BZ, CA, CH, CN, CO, CR, CU, CZ, DE, DK, DM, DO, DZ, EC, EE, EG, ES, FI, GB, GD, GE, GH, GM, GT, HN, HR, HU, ID, IL, IN, IS, JP, KE, KG, KM, KN, KP, KR, KZ, LA, LC, LK, LR, LS, LT, LU, LY, MA, MD, ME, MG, MK, MN, MW, MX, MY, MZ, NA, NG, NI, NO, NZ, OM, PG, PH, PL, PT, RO, RS, RU, SC, SD, SE, SG, SK, SL, SM, SV, SY, TJ, TM, TN, TR, TT, TZ, UA, UG, US, UZ, VC, VN, ZA, ZM, ZW.

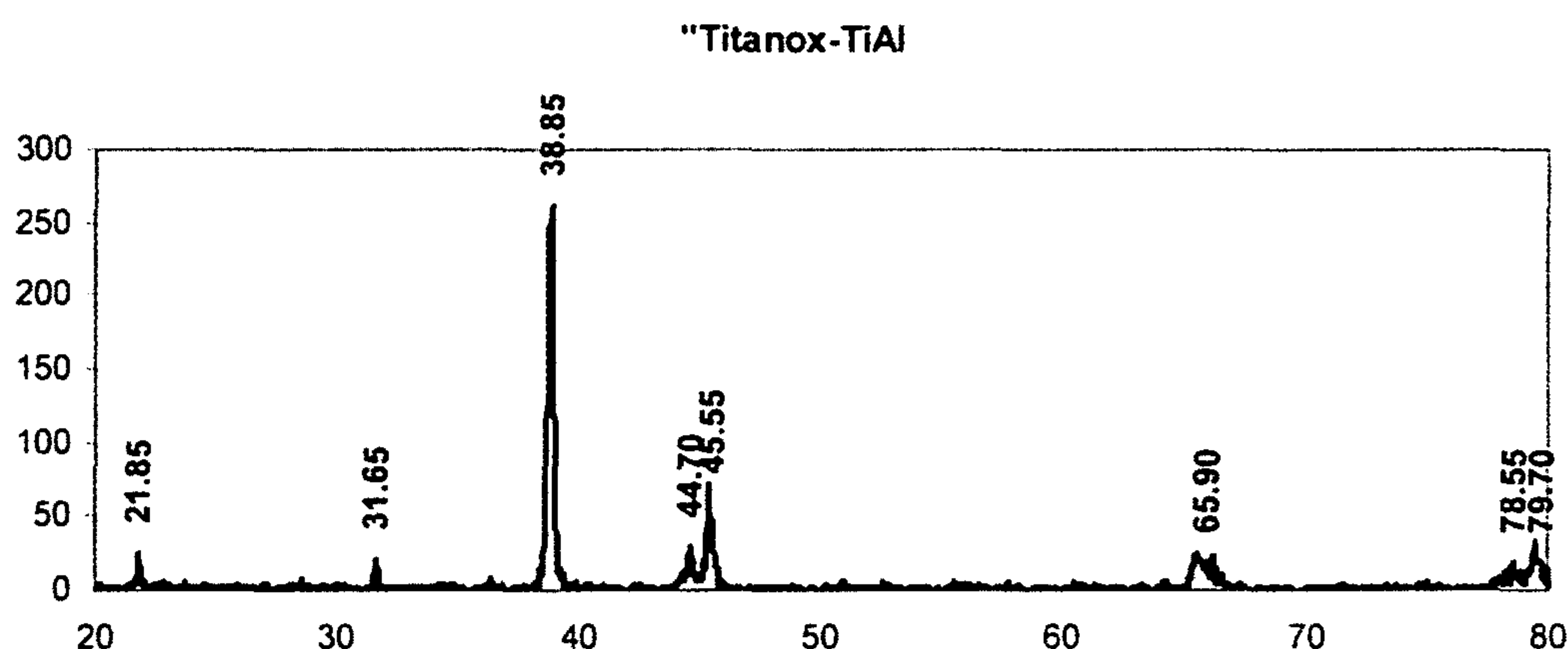
(84) Designated States (unless otherwise indicated, for every kind of regional protection available): ARIPO (BW, GH, GM, KE, LS, MW, MZ, NA, SD, SL, SZ, TZ, UG, ZM, ZW), Eurasian (AM, AZ, BY, KG, KZ, MD, RU, TJ, TM), European (AT, BE, BG, CH, CY, CZ, DE, DK, EE, ES, FI, FR, GB, GR, HU, IE, IS, IT, LT, LU, LV, MC, MT, NL, PL, PT, RO, SE, SI, SK, TR), OAPI (BF, BJ, CF, CG, CI, CM, GA, GN, GQ, GW, ML, MR, NE, SN, TD, TG).

Published:

- with international search report
- before the expiration of the time limit for amending the claims and to be republished in the event of receipt of amendments

For two-letter codes and other abbreviations, refer to the "Guidance Notes on Codes and Abbreviations" appearing at the beginning of each regular issue of the PCT Gazette.

(54) Title: METAL ALLOY POWDERS PRODUCTION



(57) Abstract: The invention relates to a process for the production of metal alloy powders, in particular the invention relates to a process for producing titanium metal alloys from titanium dioxide and aluminium. Optionally the process can also include the use of one or more other oxides (metal or non-metal). The result is at least a Ti-Al alloy powder. If another metal oxide is used the result is a Ti-ternary alloy powder. If SiO₂ is used the result is a Ti-Al-Si alloy.

WO 2008/010733 A1

METAL ALLOY POWDERS PRODUCTION

Technical Field

- 5 The invention relates to a method for the production of metal alloy powders, in particular the invention relates to a method for the production of titanium alloy powders from titanium oxide starting materials.

Background Art

10

Metal alloy powders, such as titanium alloy powders have both mechanical and corrosion resistance properties and can be used as structural materials in many industrial areas. Such areas include aerospace, automotive industries, chemical engineering industries, and even military hardware applications. This usefulness is primarily due to the characteristics of metal alloy powders such as their weight to strength ratio, oxidation resistance, and wear resistance amongst other characteristics. As a result, production of metal alloy powder, in particular titanium alloy powders, is always under constant investigation.

15

For example, titanium aluminides have been used as structural materials, coatings, and forming and near net shapes by applying powder metallurgy technology.

20

While titanium is the fourth most abundant metal in the earth's crust (0.86% by weight) behind aluminium, iron and magnesium, titanium alloys are not particularly widely used primarily due to the cost of processing the material. Similarly for the production of other metals and metal alloys, the cost and processing requirements are prohibitive.

25

There are a number of processes for the production of metals and metal alloy materials that have been described in the patent literature including, for example, that described in PCT/NZ2003/00159 entitled "A Separation Process" also to Titanox Development Limited.

30

This document teaches the manufacture of metal alloy powders (e.g. TiAl) via a coarsening and separation step. This can then be followed by further reduction step using, amongst other reducing agents, calcium hydride. US 6,231,636 to Froes et al teaches a mechanochemical process for producing Ti metals. The process uses a reduction reaction between a reducible metal compound (such as the chloride) and a metal hydride, by mechanochemical processing.

35

Object Of the Invention

There would be an advantage in being able to provide alternative methods for producing metal alloy powder materials in a cost-effective manner.

5

Summary of the Invention

In a first aspect the invention provides a process for the manufacture of titanium alloy powders, the method including the following steps:

10

- (a) mechanically milling titanium dioxide, and optionally one or more other oxides, together with aluminium powder;
- (b) heating the mixture to a temperature of between about 700°C and about 1200°C in a vacuum or an inert environment to form a titanium metal matrix ceramic composite;
- (c) crushing the titanium metal matrix ceramic composite;
- (d) mixing the crushed titanium metal matrix ceramic composite with a suitable reducing agent and heating to a temperature between about 1100°C and about 1500°C in a vacuum or an inert environment to reduce the oxide components of the titanium metal matrix ceramic composite;
- (e) crushing and washing the result of step (d); and
- (f) recovering the titanium alloy powder.

15

20

Preferably step (b) is carried out at a temperature of between about 900°C and about 1100°C.

25

Preferably step (d) is carried out at a temperature of between about 1100°C and about 1300°C.

Preferably, step (a) includes titanium dioxide and another metal oxide compound; and the titanium alloy powder recovered in step (f) is a titanium based metal alloy powder.

30

Preferably step (a) is carried out for a time of between about one and about 10 hours; and more preferably step (a) is carried out for a time of between about one and about four hours.

35

Preferably, step (a) includes titanium dioxide and at least one other metal oxide or at least one non-metal oxide.

Preferably, the other metal or non-metal oxide is selected from any one or more of Ni, V, Co, Nb, Cr, Mo, Y, or Si oxide.

Preferably the alloy powder produced is a Ti-Al-Ni, Ti-Al-V, Ti-Al-Co, Ti-Al-Nb, Ti-Al-Cr, Ti-Al-Mo, Ti-Al-Y or a Ti-Al-Si alloy.

Preferably the non-metal oxide is SiO_2 and the product of step (f) is a Ti-Al-Si alloy.

Preferably, step (a) is carried out in a vacuum or an inert environment.

Preferably step (a) combines TiO_2 and Al powders; the product of step (d) is a mixture of Ti-Al and soluble compounds; and a Ti-Al alloy is recovered in step (f).

Preferably, step (c) is also carried out in a vacuum or an inert environment.

Preferably, step (b) is carried out in an inert environment and steps (c), and (d) are carried out in the same inert environment.

Preferably, the inert environment in steps (a), (b), (c), and (d) is an argon environment.

Preferably, step (b) is carried out for at least about ten minutes; more preferably between about one and about two hours.

Preferably, step (d) is carried out for between about two and about eight hours; more preferably between about two and about four hours.

Preferably, the suitable reducing agent used in step (d) is calcium or magnesium hydride; most preferably calcium hydride.

Preferably, the crushing steps in steps (c) and (e) is carried out for a time of between about ten minutes and about one hour using a mechanical milling machine such as a ball or discus milling machine.

Preferably the washing step in step (e) is a multi-step process using deionised water and a weak organic acid, for example acetic acid, in deionised water.

In a second aspect the invention provides a titanium alloy powder when produced by a process of the first aspect of the invention.

In a third aspect, the invention provides a powder when produced by step (b) as an
5 intermediate product for use in the process of the first aspect of the invention.

In a fourth aspect the invention provides a process for the manufacture of titanium aluminide powder, the method including the following steps:

- 10 (a) mechanically milling titanium dioxide together with aluminium powder;
- (b) heating the mixture to a temperature of between about 700°C and about 1200°C in a vacuum or an inert environment to form a titanium metal matrix ceramic composite;
- (c) crushing the titanium metal matrix ceramic composite;
- 15 (d) mixing the crushed titanium metal matrix ceramic composite with a suitable reducing agent and heating to a temperature between about 1100°C and about 1500°C in a vacuum or an inert environment to reduce the oxide component of the titanium metal matrix ceramic composite;
- (e) crushing and washing the result of step (d); and
- 20 (f) recovering the titanium aluminide powder.

Preferably step (b) is carried out at a temperature of between about 900°C and about 1100°C.

Preferably step (d) is carried out at a temperature of between about 1100°C and about
25 1300°C.

In a fifth aspect the invention provides a process for the manufacture of titanium alloy powders, the method including the following steps:

- 30 (a) heating a blended mixture of titanium dioxide, and optionally one or more other oxides, together with aluminium powder to a temperature of between about 700°C and about 1200°C in a vacuum or inert environment to form a titanium metal matrix ceramic composite;
- (b) crushing the titanium metal matrix ceramic composite;
- (c) mixing the crushed titanium metal matrix ceramic composite with a suitable
35 reducing agent and heating to a temperature between about 1100°C and about 1500°C in a vacuum or an inert environment to reduce the oxide components of the titanium metal matrix ceramic composite;

- (d) crushing and washing the result of step (c); and
- (e) recovering the titanium alloy powder.

5 Preferably the blended mixture in step (a) is blended by mechanical milling or low energy mixing techniques.

In a sixth aspect the invention provides a titanium alloy powder when produced by a process according to the fourth or fifth aspect of the invention.

- 10 In a seventh aspect the invention provides a titanium metal matrix ceramic composite powder when produced by step (b) as an intermediate product for use in the process of the first, fourth or fifth aspect of the invention.

15 In an eighth aspect the invention provides a process for the manufacture of titanium alloy powders, the method including the following steps:

- (a) blending titanium dioxide, and optionally one or more other oxides, together with aluminium powder;
- 20 (b) heating the mixture to a temperature of between about 700°C and about 1200°C in a vacuum or an inert environment to form a titanium metal matrix ceramic composite;
- (c) crushing the titanium metal matrix ceramic composite;
- (d) mixing the crushed titanium metal matrix ceramic composite with a suitable reducing agent and heating to a temperature between about 1100°C and about 25 1500°C in a vacuum or an inert environment to reduce the oxide components of the titanium metal matrix ceramic composite;
- (e) crushing and washing the result of step (d); and
- (f) recovering the titanium alloy powder.

30 Preferably blending includes mechanical milling or low energy mixing techniques.

In a ninth aspect the invention provides a titanium alloy powder when produced by a process according to the eighth aspect of the invention.

35 Other aspects of the invention will become apparent on reading the description of the present invention.

Figures

Preferred embodiments of the invention are shown in the attached Figures, in which:

- 5 Figure 1: shows the XRD pattern of the as-milled Al/TiO₂ powder produced by high-energy mechanical milling for 1 hour using the discus mill.
- Figure 2: shows a SEM micrograph of the cross section of the powder particles of the as-milled powder.
- 10 Figure 3: shows the XRD pattern of the Ti(Al,O)/Al₂O₃ composite powder produced by heat treating the Al/TiO₂ composite powder for 2 hours at 1000°C.
- Figure 4: shows a typical SEM backscattered micrograph of a Ti(Al,O)/Al₂O₃ powder particle.
- 15 Figure 5: shows the EDX spectra from different zones in a Ti(Al,O)/Al₂O₃ composite powder particle (a) Ti(Al,O) phase and (b) Al₂O₃ phase.
- 20 Figure 6: (a) shows the particle morphology of the fine Ti(Al,O)/Al₂O₃ powder, and (b) particle size distribution.
- Figure 7: shows the XRD pattern of the final Ti-Al powder after reduction, crushing and washing.
- 25 Figure 8: shows the Ti-Al particle morphology of the powder after processing followed by reduction reaction and washing.
- Figure 9: shows the XRD pattern of the as-milled powder in the production of Ti-Al-V.
- 30 Figure 10: shows the XRD pattern of the heat treated powder, at 1200°C for 4hrs in a horizontal tube furnace under argon gas protection to produce Ti-Al-V.
- Figure 11: shows the XRD pattern of Ti-Al after heat treatment in a pre-test example.
- 35 Figure 12: (a) shows the EDX spectrum of Ti-Al-V powder and (b) the SEM micrograph of dried, but not finally crushed Ti-Al-V powder particles.

Figure 13: shows the XRD pattern of the final Ti-6Al-4V product powder after crushing and washing.

5 Figure 14: shows the XRD pattern comparison between a standard Ti-6Al-4V powder and the Ti-6Al-4V powder produced using a process of this invention.

Figure 15: shows the XRD pattern of the final Ti-Al-Cr powder product after reduction reaction, crushing and washing.

10

Figure 16: (a) shows the EDX spectrum of Ti-Al-Cr; (b) and a SEM micrograph of the cross-section of Ti-Al-Cr particles.

15

Figure 17: shows the XRD pattern of the final Ti-Al-Y powder product after reduction, crushing and washing.

Figure 18: a) shows the EDX spectrum of the final Ti-Al-Y powder after reduction, crushing and washing and b) a SEM micrograph of cross-section of a typical Ti-Al-Y particle.

20

Detailed Description of the Invention

This invention relates to a process for producing titanium metal alloys from titanium oxide (i.e. TiO_2) and aluminium. If titanium dioxide and aluminium only are used as the starting materials then the result is a Ti-Al alloy. Optionally the process can also include the use of one or more other oxides (metal or non-metal). This other oxide material can be selected from oxides of Ni, V, Co, Nb, Cr, Mo, Y, Si, or other similar oxides. The result is at least a Ti-Al alloy powder. If another metal oxide is used the result is a Ti-ternary alloy powder. If SiO_2 is used the result is a Ti-Al-Si alloy.

30

In PCT/NZ2003/00159 the present Applicant disclosed that by heating a $\text{Ti}_x\text{Al}_y/\text{Al}_2\text{O}_3$ bulk composite, for example, to a temperature range of between about 1500°C and about 1650°C and holding at the temperature for a set period of time, ranging from about 0.5 to about 10 hours, at least the Al_2O_3 particles were significantly coarsened. The material produced was more favourable for later separation steps. This was considered contrary to conventional wisdom as the coarsening of the embedded particles within a composite is usually undesirable, as coarsened particles can decrease the overall strength of the final product. In

35

order to facilitate this separation, the composite with the coarsened Al_2O_3 particles was then crushed and milled to produce a $\text{Ti}_x\text{Al}_y(\text{O})/\text{Al}_2\text{O}_3$ powder from which the coarsened material could be separated.

- 5 In an optional step in the process disclosed in PCT/NZ2003/00159, $\text{Ti}_x\text{Al}_y(\text{O})$ rich powder having a volume fraction of Al_2O_3 preferably less than about 15% can be further reduced by mixing with calcium, calcium hydride or other reductants. This is then heated to facilitate the reaction of the Al_2O_3 and to reduce the dissolved oxygen content in the $\text{Ti}_x\text{Al}_y(\text{O})$ phase.
- 10 Surprisingly, the present Applicant has now found that the coarsening and separation steps required by the process disclosed in PCT/NZ2003/00159 can be avoided, with the process still providing high-quality metal alloy powder materials, using a suitable reducing agent, such as calcium or magnesium hydride, in the process. Further, the Applicant has also found that this process, absent the coarsening and separation steps, also allows the inclusion of other oxides
- 15 with the TiO_2 together with aluminium. This use of multiple oxides has the advantage that the process can produce multiple metal (or metal/non-metal) alloy powder, which includes titanium.

Calcium hydride is the preferred suitable reducing agent as, following its use as a reductant

20 material, the resultant "waste" calcium oxide product of the reduction step is soluble and can be washed out with water. CaH_2 is also readily available and relatively easy to handle. MgH_2 is also an option but is more difficult to handle and the dissolvable products resulting from its use are less environmentally acceptable, and thus MgH_2 is less preferred. The solubility of the resultant product of the use of the suitable reducing agent is important as it allows the alloy

25 powder produced not to be detrimentally affected by reaction with the resulting product of the reduction step. Other suitable reducing agents that also have the ability to produce a soluble product could also be used in this process. Reference to "suitable reducing agent" in this specification should be taken to refer to a reducing agent having these qualities.

- 30 The first step of the process according to the present invention (eg step (a) - first aspect of the invention) involves mechanically milling titanium dioxide, optionally with one or more other oxides, together with aluminium powder. These components form the charge powders to be placed inside the milling apparatus. The optional other oxide can be selected from any one or more oxides of Ni, V, Co, Nb, Cr, Mo, Y, or similar or non-metals such as Si, for example. Thus
- 35 production of titanium ternary metal/non metal alloys including one or more other metals can be produced.

In one example, the milling may involve using high energy discus milling apparatus.

Whilst specific reference is made to the use of high energy discus milling apparatus, it is not intended that the milling in this invention be restricted to simply this type of milling, although
5 the apparatus must involve a high energy system capable of providing energy sufficient to deform, fracture and cold weld particles. Other apparatus capable of providing the required conditions are also contemplated and will be understood by persons skilled in the art. It is also considered, for example, that a split discus-type mill or planetary apparatus may be appropriate.

10

The components (TiO_2 , optionally one or more other oxides, and Al powder) are placed within the milling apparatus and the process is continued until a powder having the desired particle characteristics is attained. Normally, it is anticipated that the given period will be in the range of about one to about ten hours, although this will depend upon the actual parameters of the
15 system and choices made by the user. For example, use of a high energy discus mill may allow shorter times (e.g. one to about four hours) while ball mills may require longer times (e.g. seven to about ten hours). Typically, at the end of the milling process there will be a blended powder including fine fragments and a mixture of fine phases. The amount of the starting components used is based on the desired stoichiometric ratio of the product. For example, a
20 small amount of an additional metal oxide (eg Y, Ni, Cr, Mo oxide etc) could be included to improve the quality of Ti alloys for various applications, such as coating applications.

Preferably the milling process is performed under an atmosphere inert to the components. The preferred gas being argon, however, other suitable gases of use with Ti processing known to
25 the skilled person could also be used. A vacuum environment could also be used if desired.

It is envisaged that the initial milling step could be optionally part of the process of the invention as the milled product could be separately provided for use in the remaining steps.

30 In an alternative embodiment of the invention step (a) requires the blending of the titanium dioxide, optionally with one or more other oxides, together with aluminium powder. "Blending" according to the present invention includes any known blending technique. This includes, amongst other techniques, low energy mixing. Similar techniques as would be used in the mixing process of step (d) could be used. Blending will also include within its scope
35 mechanical milling, such as described in connection with step (a) as discussed earlier. The remaining steps of the process according to this alternative embodiment are not altered.

Following milling (or other blending techniques), the powder mixture is heated to a temperature of between about 700°C and 1200°C, preferably also in a vacuum or an inert environment, to form a titanium metal matrix ceramic composite (step (b)). It is more preferred to use a temperature of between about 900°C and 1100°C. This heating step can also be
5 carried out in an inert or vacuum environment. This heating step can be carried out in a chamber or tube furnace and should be carried out for at least ten minutes, more preferably for between about one and two hours. The furnace should be capable of retaining the inert or vacuum environment.

10 The titanium metal matrix ceramic composite formed from the heating step, is then crushed to a powder form (step (c)). The crushing step can be carried out by using any known standard devices. Preferably, a ball mill with controllable speed or a discus mill is used. The time selected should be such that the particle size produced is suitable for the further processing desired (e.g. powder metallurgy, coatings etc.).

15

Following crushing, the crushed metal matrix ceramic composite is then mixed with a suitable reducing agent, such as calcium or magnesium hydride, and heated to a temperature between about 1100°C and 1500°C in a vacuum or an inert environment (step (d)). It is more preferred to use a temperature of between about 1100°C and 1300°C. The amount of CaH_2 (or MgH_2)
20 will be included according to stoichiometric ratio requirements. Mixing can be carried out by any suitable low energy technique that results in a blending of the components. The environment is preferably of the same type as used for the milling process. This heating step can again be carried out in a furnace such as a chamber or tube furnace for at least about one hour and preferably and between about two and four hours. This heating step using the
25 suitable reducing agent (e.g. calcium hydride) results in chemical reduction of the oxide component of the titanium metal matrix ceramic composite and the formation of a titanium based alloy plus calcium oxide and other soluble compounds. The calcium oxide and other soluble products are then washed from the alloy, as discussed below.

30 As discussed earlier, the use of calcium hydride as the reducing agent has the particular advantage of the resultant product of the reduction step being a soluble calcium oxide which can then be washed from the desired product. A similar reduction result would be achieved by using MgH_2 , but the "waste" soluble product (MgO) is less environmentally acceptable.

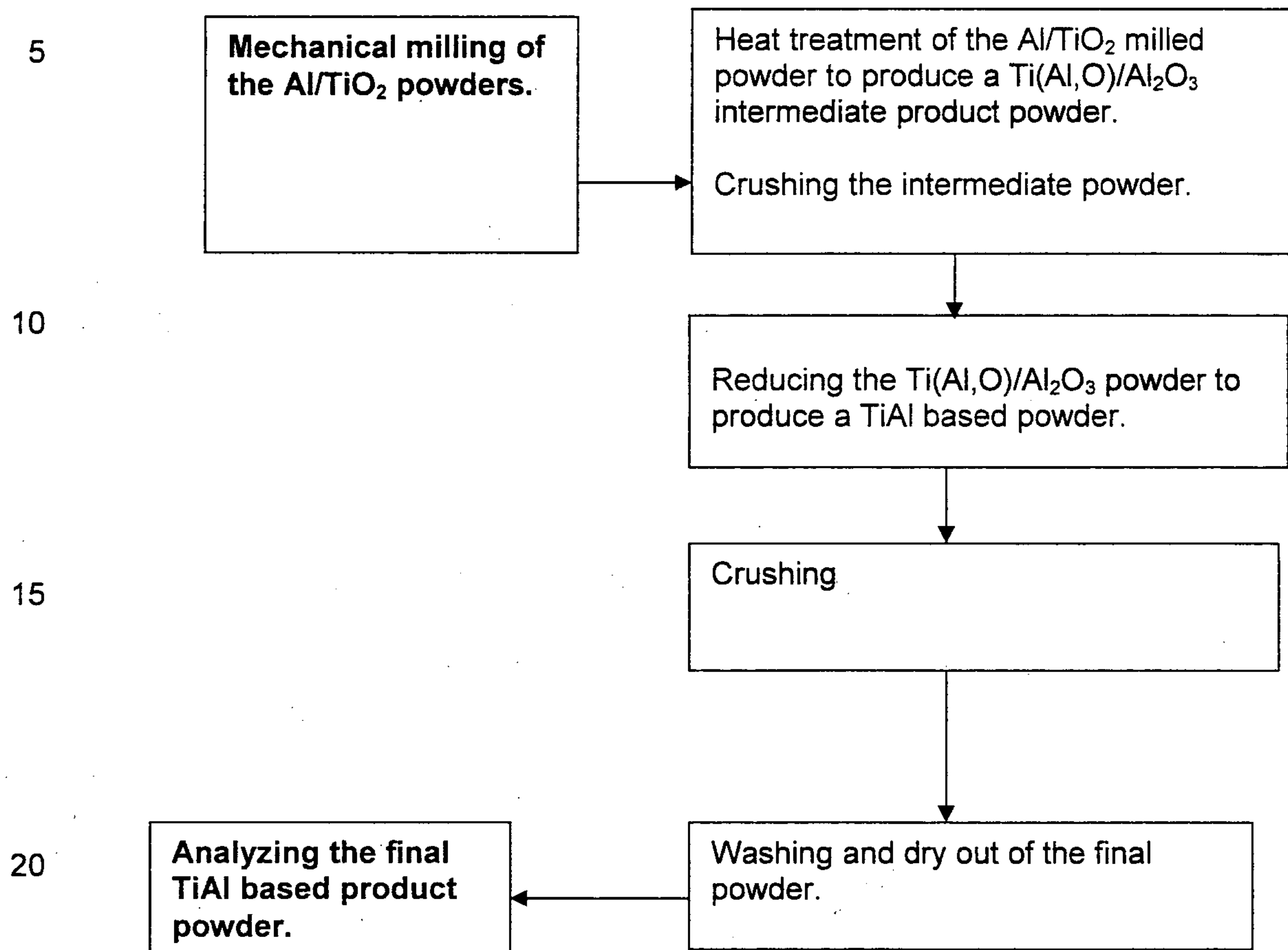
35 The crushing process after the reduction step is preferably carried out using a ball mill or discus mill or similar device. The crushing time selected should be sufficient to result in a particle size suitable for washing and allowing the release of the impurities (e.g. CaO) from the

crushed powder. For washing, deionised water should preferably be used to reduce the presence of harmful ions. The washing process should be repeated, and include washing with deionised water followed by decanting of the water from the powder. This is followed by final washing with a weak organic acid solution, such as acetic acid in deionised water (preferably less than about 15wt% acid concentration).

Following washing of the crushed products after the reduction process, the desired titanium alloy powder is then collected (step (f)) by known means.

- 10 As will be apparent, it is possible that production of the intermediate titanium metal ceramic composite could be completed separately to the reduction and the final alloy recovery steps. The composite powder could be stored, possibly transported, and undergo the reduction step later, possibly at another site. Similarly, the milled intermediate product could be stored, and possibly transported, for heat treatment at a later place or time. Such a temporally split
- 15 process is also intended to be included within the scope of this invention. The milled Ti oxide (and optionally one or more other oxides) plus Al, and/or the titanium metal matrix composite material, as intermediates in the process of this invention may also be another aspect of this invention.
- 20 As will be readily apparent, the metal alloy powder product, which is produced by the process according to the present invention, will depend upon the charge powders which are used in the initial milling step (i.e. step (a)). The charge powders will include titanium dioxide and aluminium powder, optionally together with one or more other oxides. High quality Ti-Al can be produced, as can Ti ternary metal/non-metal alloys such as Ti-Al-V; Ti-Al-Nb, Ti-Al-Co, Ti-
- 25 Al-Cr, Ti-Al-Y, Ti-Al-Mo, Ti-Al-Ni and Ti-Al-Si alloys. As will be apparent to a skilled person, a variety of compositions of the individual titanium alloys are possible. Formation of any particular composition will depend on the stoichiometric ratio of the starting materials used in the process.

In the following Examples, experimental processing to produce TiAl from TiO₂ and Al was performed according to the schematic diagram shown below:



Different compositions of the starting materials TiO₂ and Al were targeted.

The amount of the suitable reducing agent (e.g. CaH₂) was calculated from the stoichiometric ratios used for the selected chemical reaction. Such matters would be well within the knowledge of a skilled person in this field.

Mechanical milling of TiO₂ and Al powder for each option was done for 2 hours using a high energy discus-milling machine from Rock Lab Co. Ltd (a local New Zealand company). The milling was followed by heat-treatment using a reaction chamber device made by a local company from New Zealand (The Electric Furnace Co. Ltd) to perform the reduction reaction. Both milling and heat-treatment processes were performed in an argon gas environment.

Instrument grade argon was used in the stages of processing that were done in an inert environment. De-ionised water, which had been produced by an Ion-Exchanger made by the firm Viola (USA), was used for washing crushed powder.

Crushing of the intermediate $\text{Ti(Al,O)/Al}_2\text{O}_3$ and the final Ti-Al based powder was performed using centrifugal ball mills S100 made by Fa. Retsch, Germany, as was used for the initial mechanical milling. Reduction reaction process was performed using a horizontal tube furnace
5 made by a local company from New Zealand (The Electric Furnace Co. Ltd).

The analyses of the various powders produced were completed by the University of Auckland - Research Centre for Surface and Material Science, and the Institute for Material Science, Fraunhofer Society, Dresden, Germany.

10

Examples

(A) Production of titanium aluminium alloy powders from titanium oxide and Al mixture of powders using reduction reaction

15

Example 1- Processing of the Al/TiO_2 powder

Figure 1 shows the XRD pattern of the as-milled Al/TiO_2 powder produced by high-energy mechanical milling for 1 hour using the discus mill.

20

The XRD pattern shows TiO_2 and Al as the only existing phases. From this it may be concluded that there was no significant reaction between the phases during mechanical milling.

25 Figure 2 shows a Scanning Electron Microscopy (SEM) micrograph of the cross section of the powder particles of the as-milled powder. The powder particles exhibit composite structure consisting of TiO_2 particles (the dark phase) embedded in elongated Al particles (the bright phase).

30 Differential Thermal Analysis (DTA) was then used in order to investigate the thermal behaviour of the Al/TiO_2 composite powder. This helped to give an indication at what temperature at which the reactions occurred.

Figure 3 shows the XRD pattern of the $\text{Ti(Al,O)/Al}_2\text{O}_3$ composite powder produced by heat
35 treating the Al/TiO_2 composite powder for 2 hours at 1000°C under argon gas protection. The XRD pattern reveals Ti(Al,O) and Al_2O_3 as the major phase. This confirms that heat treating

the Al/TiO₂ composite powder for 2hrs at between about 700°C -1200°C is sufficient to turn the Al/TiO₂ composite powder into a Ti(Al,O)/Al₂O₃ composite powder.

The microstructure of the Ti(Al,O)/Al₂O₃ composite powder particles was examined using
5 Scanning Electron Microscopy (SEM).

Figure 4 shows a typical SEM backscattered micrograph of a cross section of a Ti(Al,O)/Al₂O₃ powder particle. The SEM examination showed that the Al₂O₃ particles were uniformly distributed in the Ti(Al,O) matrix. The bright phase is Ti(Al,O) and the dark phase is Al₂O₃.

10 The compositions of the different phases in the composite material were investigated using SEM and EDX technology. The EDX spectrum of the Ti(Al,O) matrix (Figure 5(a)) shows Ti and Al peaks as major peaks and the O peak as a minor peak. This confirms that the matrix is a Ti rich phase, which contains a substantial amount of dissolved Al and O. The EDX
15 spectrum of the Al₂O₃ particles (Figure 5(b)) revealed only Al and O peaks confirming that they are Al₂O₃ phase. The spectrum also shows a weak Pt peak which is caused by the coating material applied to the resin mounted sample, and a weak Ti peak which is likely to be caused by signals from the surrounding matrix material.

20 Figures 6(a) and (b) show the particle morphology (6(a)) and particle size distribution (6(b)) of the Ti(Al,O)/Al₂O₃ powder produced after mechanical milling (crushing) of the Ti(Al,O)/Al₂O₃ composite powder for 10min using a discus mill. All the particles are equiaxed. The particle size distribution curve of the powder shows two overlapping peaks in the range of 0.08-10
micron.

25 This was then followed by the reduction of the fine Ti(Al,O)/Al₂O₃ powder in a horizontal tube furnace using CaH₂ powder at a temperature range of between about 1100°C and 1500°C for a period of 2-8 hours under argon gas protection. The temperature used in this particular example was 1100°C and the time was 4 hours.

30 Reduction was followed by crushing (in a discus mill) of the reduction product in order to increase the surface area of the powder particles. The crushing process can be performed using mechanical milling equipment for a period of time of preferably between 10mins to 1hour. The time used in this particular example was 30mins. This increases the efficiency of
35 the following washing process to remove resulting soluble end products. Washing was multi-step using deionised water followed by a weak solution of acetic acid in deionised water (10wt% acetic acid).

The final analysis results, following the operation of crushing, washing and drying out the final powder product, are shown.

- 5 The XRD pattern of the final Ti-Al powder after reduction, crushing and washing is shown in Figure 7. The XRD pattern shows a single phase of Ti-Al alloy and no unwashed residual phases.

10 SEM micrograph of the final Ti-Al powder particles morphology after reduction and washing is shown in Fig. 8. This shows fine particles of Ti-Al with equiaxed shapes.

The powder particle sizes are as shown in the following table – Table 1:

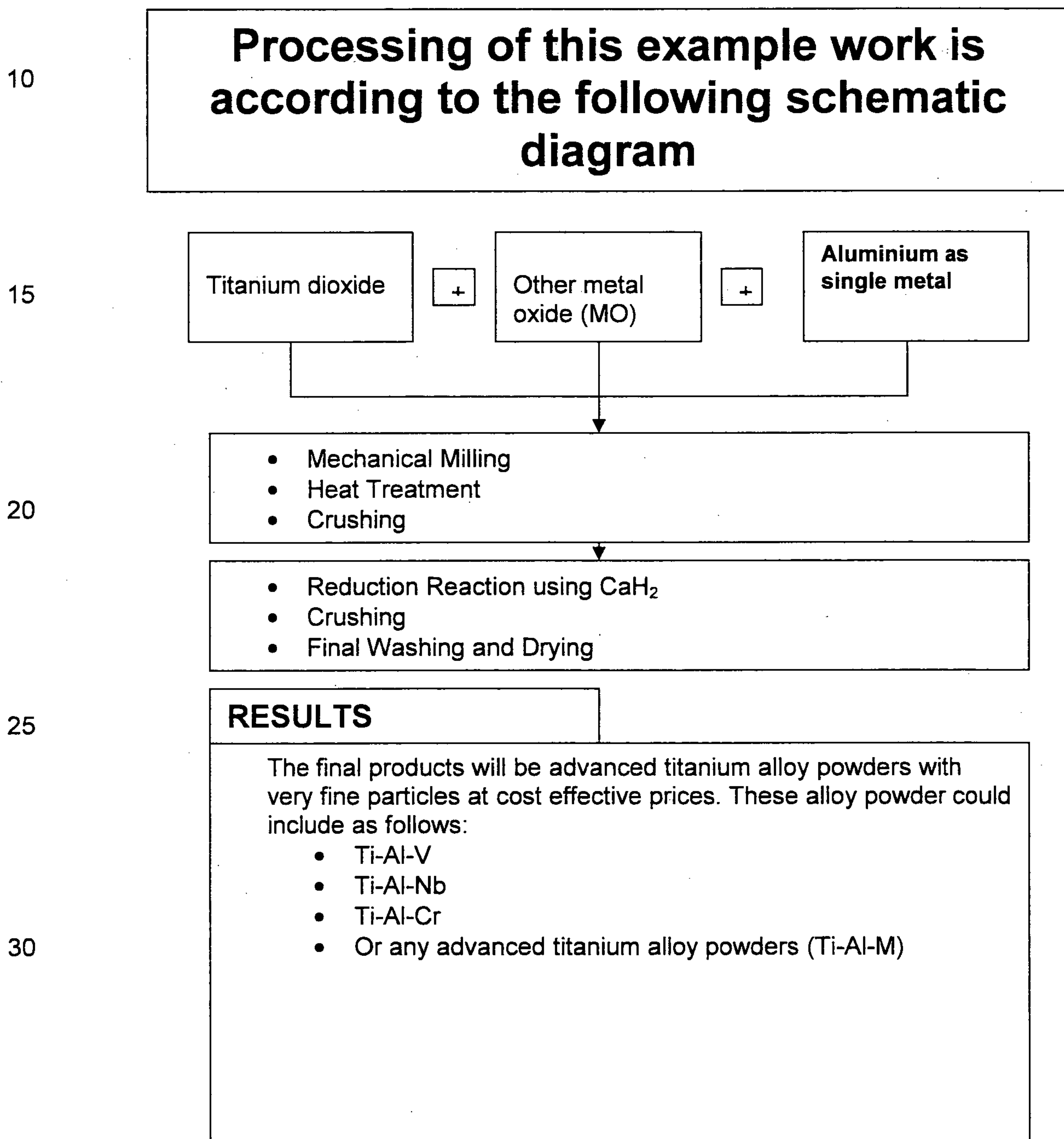
Table 1

Diameter (μm)	q (%)	Sum: Q(r) (%)
0.877	0.190	0.190
1.005	0.911	1.101
1.151	2.908	4.009
1.318	6.180	10.189
1.510	9.067	19.256
1.729	9.789	29.045
1.981	8.453	37.498
2.269	6.399	43.897
2.599	4.651	48.547
2.976	3.514	52.062
3.409	2.939	55.001
3.905	2.828	57.829
4.472	3.167	60.996
5.122	4.040	65.036
5.867	5.544	70.580
6.720	7.428	78.008
7.697	8.477	86.486
8.816	6.929	93.415
10.097	3.852	97.266
11.565	2.103	99.369
13.246	0.631	100.000

Table 1 shows the presence of fine particles of the Ti-Al final powder.

(B) Production of advanced titanium alloys powders for different applications (e.g. production of titanium vanadium aluminium and other ternary metal alloys) from their oxides and Al.

5 Below is a schematic diagram showing the experimental processing of this part of technology for producing Ti-Al-M alloy powders:



Example 2:

A pre-test was carried out, this pre-test comprising mixing vanadium oxide, V_2O_5 , together with TiO_2 , and Al. This mixture was prepared based on the stoichiometric ratio of $[TiO_2, Al]:V$ of 98:2(wt%). The powder mixture was mechanically milled in a discus mill for 1hr. Milling was performed under argon gas protection.

Different phases within the milled powders were analysed by XRD. Figure 9 shows the XRD pattern of the as milled powder. The XRD pattern revealed TiO_2 , and Al as the main dominant phases and VO_2 as the minor phase. This indicates that no reaction occurred between TiO_2 , and Al phases and the only reaction occurring during milling was the reduction of the first form of vanadium oxide to its nearest oxide VO_2 .

Figure 10 shows the XRD pattern of the heat treated powder, at $1200^\circ C$ for 4hrs in a horizontal tube furnace under argon gas protection. The XRD pattern for the heat treated powder in Figure 10 exhibits Al_2O_3 as the main dominant phase, the titanium rich phase as Ti_3Al , and also the vanadium phases $AlVO$ and VO as minor phases.

The heat treated powder was then crushed, and this step was followed by the reduction of the heat treated powder using CaH_2 powder at a temperature of $1200^\circ C$ for a period of 4hrs under argon gas protection. The amount of CaH_2 was calculated based on stoichiometric ratio as mentioned above. Reduction reaction process was performed in a horizontal tube furnace. Figure 11 shows the XRD pattern of the Ti-Al with a very limited amount of V (2wt%) after heat treatment. A typical Ti-Al phase is shown.

Figure 12 shows the EDX spectrum of the final powder particles (following final crushing and washing). Figure 12(a) shows Ti, Al peaks as the major peaks, and a minor peak of V. The particle morphology is shown in Figure 12(b). The micrograph shows very fine agglomerated particles.

These results confirm that the process of the present invention can be successfully used to reduce the oxide forms of the above mentioned materials to titanium alloy powder.

This pre-test has been repeated with a varied stoichiometric ratio $[Ti:Al:V$ of 90:6:4 wt%] to produce Ti-6Al-4V. The final Ti-Al-V particles were then studied.

Figure 13 shows the XRD pattern of the final Ti-Al-V product powder. The XRD pattern shows a typical Ti-6Al-4V phase.

Figure 14 shows a comparison of a Ti-6Al-4V standard commercially produced powder imported from China and the Ti-6Al-4V pattern of the powder produced following the process of this invention.

The final Ti-6Al-4V powder particle sizes are as shown in the following table – Table 2:

Table 2

Diameter (μm)	q (%)	Sum: Q(r) (%)
0.510	0.102	0.102
0.584	0.225	0.327
0.669	0.506	0.833
0.766	1.100	1.934
0.877	2.188	4.121
1.005	3.797	7.918
1.151	5.558	13.476
1.318	6.742	20.218
1.510	6.793	27.011
1.729	5.807	32.817
1.981	4.369	37.187
2.269	3.039	40.226
2.599	2.065	42.291
2.976	1.450	43.741
3.409	1.111	44.851
3.905	0.971	45.822
4.472	1.000	46.822
5.122	1.231	48.052
5.867	1.786	49.838
6.720	2.905	52.743
7.697	4.823	57.566
8.816	7.061	64.627
10.097	8.529	73.156
11.565	10.794	83.950
13.246	9.902	93.852
15.172	5.091	98.943
17.377	1.057	100.000

Table 2 shows fine particles of the Ti-Al-V final powder were produced.

The analysis of the final product shows successful production of Ti-6Al-4V alloy powder with very fine particle sizes. This indicates that reduction of Ti and V oxides with Al and CaH_2 was successful in achieving production of Ti-Al-V alloy powders.

Example 3:

The starting materials for this example were chromium oxide, titanium oxide and aluminium powders. A stoichiometric ratio of $\text{Cr}_2\text{O}_3:\text{TiO}_2:\text{Al}$ at 11.6:64.3:24.1 wt% was applied.

- 5 The final powder was produced by following the steps of Example 2. This powder may be used for powder coating application.

Figure 15: shows the XRD pattern of the final Ti-Al-Cr powder product after reduction, crushing and washing. The XRD pattern revealed Ti-Al as the dominant phase.

10

The powder particles of the final Ti-Al-Cr powder after reduction, crushing and washing were investigated using Scanning Electron Microscopy. Figure 16(a) shows the EDX spectrum of Ti-Al-Cr particles. Figure 16(b) shows a micrograph of a cross-section of Ti-Al-Cr particle.

- 15 The final Ti-Al-Cr powder particle sizes are as shown in the following table – Table 3:

Table 3

Diameter (μm)	q (%)	Sum: Q(r) (%)
1.151	0.128	0.128
1.318	0.466	0.594
1.510	1.204	1.799
1.729	2.234	4.033
1.981	3.083	7.116
2.269	3.343	10.459
2.599	3.045	13.504
2.976	2.505	16.008
3.409	1.995	18.003
3.905	1.635	19.638
4.472	1.448	21.086
5.122	1.434	22.520
5.867	1.612	24.132
6.720	2.050	26.182
7.697	2.866	29.048
8.816	4.141	33.190
10.097	5.828	39.018
11.565	8.708	47.726
13.246	12.689	60.415
15.172	16.061	76.476
17.377	14.718	91.194
19.904	7.415	98.609
22.797	1.391	100.000

30

Table 3 shows that fine particles of the Ti-Al-Cr final powder were produced. Bigger sizes could be attributed to the particle agglomeration.

Example 4:

The starting materials for this example were yttrium oxide, titanium oxide and aluminium powders. A stoichiometric ratio of $Y_2O_3:TiO_2:Al$ at 2:67.6:30.4 wt% was applied.

5

The final powder produced by following the steps of Example 2 was Ti-Al-Y. The small amount of Y included is intended to improve the quality of the titanium alloy. This powder may also be produced for powder coating application.

10 Fig. 17: shows the XRD pattern of the final Ti-Al-Y powder product after reduction, crushing and washing. The XRD pattern revealed Ti-Al as the dominant phase.

Using Scanning Electron Microscopy, the EDX technique was used to determine the composition of the material produced. Figure 18 (a) shows the EDX spectrum of the final Ti-Al-Y powder. The analysis shows Ti-Al peaks as the major peaks and Y as the minor peak (due to the small amount of Y_2O_3 used in the starting material). An SEM micrograph of the final Ti-Al-Y powder after reduction, crushing and washing is shown in Figure 18(b). This shows the relatively large particle size of the Ti-Al-Y powder produced. This is also shown in Table 4 where the measurements of the particle size distribution are tabulated.

15

The final Ti-Al-Y powder particles sizes are as shown in the following table – Table 4:

Table 4

5

Diameter (µm)	q (%)	Sum: Q(r) (%)
1.510	0.164	0.164
1.729	0.265	0.429
1.981	0.377	0.806
2.269	0.486	1.292
2.599	0.583	1.875
2.976	0.669	2.544
3.409	0.753	3.297
3.905	0.845	4.142
4.472	0.956	5.098
5.122	1.095	6.192
5.867	1.264	7.456
6.720	1.462	8.917
7.697	1.680	10.597
8.816	1.906	12.503
10.097	2.127	14.630
11.565	2.321	16.950
13.246	2.464	19.415
15.172	2.549	21.964
17.377	2.598	24.561
19.904	2.651	27.212
22.797	2.753	29.965
26.111	2.938	32.904
29.907	3.220	36.123
34.255	3.609	39.732
39.234	4.191	43.922
44.938	5.149	49.071
51.471	6.379	55.451
58.953	7.590	63.040
67.523	8.204	71.245
77.340	8.346	79.590
88.583	7.130	86.720
101.460	4.781	91.501
116.210	2.792	94.293
133.103	1.789	96.083
152.453	1.293	97.376
174.616	1.005	98.381
200.000	0.777	99.157
229.075	0.534	99.691
262.376	0.309	100.000

Table 4 shows the particle sizes of the final Ti-Al-Y powder produced.

- 10 Examples 2 to 4 show the successful production of a variety of multi-metal alloys including Ti and Al produced by the process of the present invention. Additional metals (eg V, Ni, Nb, Y, Cr, Co, Mo, etc) can be added to the alloy in different weight ratios as desired, including at low

levels. Production of other multi-metal alloys based on Ti and Al will also be possible as would be apparent to a skilled person once in possession of this invention.

Reference within this specification to prior art products and/or processes should not be taken
5 to be an admission that such prior art will constitute common general knowledge of a skilled person in any particular jurisdiction unless the content of that reference indicates otherwise.

While in the foregoing description there has been made reference to specific components or integers of the invention having known equivalents then such equivalents are herein
10 incorporated as if individually set forth.

Although this invention has been described by way of example only and with reference to possible embodiments thereof it is to be understood that modifications or improvements may be made without departing from the scope or spirit of the invention as defined in the attached
15 claims.

CLAIMS:

1. A process for the manufacture of titanium alloy powders, the method including the following steps:

- 5
- (a) mechanically milling titanium dioxide, and optionally one or more other oxides, together with aluminium powder;
 - (b) heating the mixture to a temperature of between about 700°C and about 1200°C in a vacuum or an inert environment to form a titanium metal matrix ceramic
 - 10 composite;
 - (c) crushing the titanium metal matrix ceramic composite;
 - (d) mixing the crushed titanium metal matrix ceramic composite with a suitable reducing agent and heating to a temperature between about 1100°C and about 1500°C in a vacuum or an inert environment to reduce the oxide components of
 - 15 the titanium metal matrix ceramic composite;
 - (e) crushing and washing the result of step (d); and
 - (f) recovering the titanium alloy powder.

- 20 2. The process according to claim 1 wherein step (b) is carried out at a temperature of between about 900°C and about 1100°C.

3. The process according to claim 1 or claim 2 wherein step (d) is carried out at a temperature of between about 1100°C and about 1300°C.

- 25 4. The process according to any one of the preceding claims wherein step (a) is carried out for a time of between about one and about ten hours, and more preferably between about one and about four hours.

- 30 5. The process according to any one of the preceding claims wherein step (a) includes titanium dioxide and at least one other metal oxide compound, and the titanium alloy powder recovered in step (f) is a titanium based metal alloy powder.

6. The process according to any one of the preceding claims wherein step (a) includes titanium dioxide and at least one other metal oxide or at least one non-metal oxide.

- 35 7. The process according to claim 5 or claim 6 wherein the metal oxide or non-metal oxide is selected from any one or more of Ni, V, Co, Nb, Cr, Mo, Y or Si oxides.

8. The process according to claim 7 wherein the titanium alloy powder recovered is selected from Ti-Al-Ni, Ti-Al-V, Ti-Al-Co, Ti-Al-Nb, Ti-Al-Cr, Ti-Al-Mo, Ti-Al-Y or a Ti-Al-Si alloy.
- 5 9. The process according to claim 6 wherein the non-metal oxide is SiO₂ and the product of step (f) is a Ti-Al-Si alloy.
10. The process according to any one of the preceding claims wherein step (a) is carried out in a vacuum or an inert environment.
- 10 11. The process according to any one of claims 1 to 4 wherein step (a) combines TiO₂ and Al powders; the product of step (d) is a mixture of Ti-Al and soluble compounds; and a Ti-Al alloy is recovered in step (f).
- 15 12. The process according to any one of the preceding claims wherein step (c) is also carried out in a vacuum or an inert environment.
13. The process according to any one of the preceding claims wherein step (b) is carried out in an inert environment and steps (c), and (d) are carried out in the same inert environment.
- 20 14. The process according to claim 13 wherein the inert environment in steps (a), (b), (c), and (d) is an argon environment.
- 25 15. The process according to any one of the preceding claims wherein step (b) is carried out for at least about ten minutes
16. The process according to claim 15 wherein step (b) is carried out for between about one and two hours.
- 30 17. The process according to any one of the preceding claims wherein step (d) is carried out for between about two and about eight hours.
18. The process according to claim 17 wherein step (d) is carried out for between about two and about four hours.
- 35

19. The process according to any one of the preceding claims wherein the suitable reducing agent used in step (d) is calcium or magnesium hydride.
- 5 20. The process according to claim 19 wherein the suitable reducing agent is calcium hydride.
21. The process according to any one of the preceding claims wherein the crushing steps in steps (c) and (e) is carried out for a time of between about ten minutes and about one hour.
- 10 22. The process according to any one of the preceding claims wherein the crushing steps in steps (c) and (e) use a mechanical milling machine such as a ball or discus milling machine.
- 15 23. The process according to any one of the preceding claims wherein the washing step in step (e) is a multi-step process using deionised water and a weak organic acid.
24. The process according to claim 23 wherein the washing step in (e) is a multi-step process using acetic acid in deionised water.
- 20 25. A titanium alloy powder when produced by a process of any one of claims 1 to 24.
26. A titanium powder when produced by step (b) as an intermediate product for use in the process of any one of claims 1 to 24.
- 25 27. A process for the manufacture of titanium aluminide powder, the method including the following steps:
- 30 (a) mechanically milling titanium dioxide together with aluminium powder;
- (b) heating the mixture to a temperature of between about 700°C and about 1200°C in a vacuum or an inert environment to form a titanium metal matrix ceramic composite;
- (c) crushing the titanium metal matrix ceramic composite;
- 35 (d) mixing the crushed titanium metal matrix ceramic composite with a suitable reducing agent and heating to a temperature between about 1100°C and about 1500°C in a vacuum or an inert environment to reduce the oxide component of the titanium metal matrix ceramic composite;

- (e) crushing and washing the result of step (d); and
- (f) recovering the titanium aluminide powder.

28. The process according to claim 27 wherein step (b) is carried out at a temperature of
5 between about 900°C and about 1100°C.

29. The process according to claim 27 or claim 28 wherein step (d) is carried out at a temperature of between about 1100°C and about 1300°C.

10 30. A titanium aluminide powder when produced by a process according to any one of claims 27 to 29.

31. A powder when produced by step (b) of claim 27 as an intermediate product for use in the process of any one of claims 27 to 29.

15

32. A process for the manufacture of titanium alloy powders, the method including the following steps:

20

(a) heating a blended mixture of titanium dioxide, and optionally one or more other oxides, together with aluminium powder to a temperature of between about 700 °C and about 1200°C in a vacuum or inert environment to form a titanium metal matrix ceramic composite;

(b) crushing the titanium metal matrix ceramic composite;

25

(c) mixing the crushed titanium metal matrix ceramic composite with a suitable reducing agent and heating to a temperature between about 1100°C and about 1500°C in a vacuum or an inert environment to reduce the oxide components of the titanium metal matrix ceramic composite;

(d) crushing and washing the result of step (c); and

(e) recovering the titanium alloy powder.

30

33. The process according to claim 32 wherein step (a) is carried out at a temperature of between about 900°C and about 1100°C.

34. The process according to claim 32 or claim 33 wherein step (d) is carried out at a temperature of between about 1100°C and about 1300°C.

35

35. The process according to any one of claims 32 to 34 wherein the blended mixture in step (a) includes titanium dioxide and at least one other metal oxide or at least one non-metal oxide.
- 5 36. The process according to claim 35 wherein the blended mixture in step (a) includes titanium dioxide and another metal oxide compound, and the titanium alloy powder recovered in step (e) is a titanium based metal alloy powder.
- 10 37. The process according to claim 35 or 36 wherein the other metal oxide or non-metal oxide is selected from any one or more of Ni, V, Co, Nb, Cr, Mo, Y or Si oxide.
38. The process according to claim 37 wherein the alloy powder produced is a Ti-Al-Ni, Ti-Al-V, Ti-Al-Co, Ti-Al-Nb, Ti-Al-Cr, Ti-Al-Mo, Ti-Al-Y or a Ti-Al-Si alloy.
- 15 39. The process according to claim 35 wherein the non-metal oxide is SiO_2 and the product of step (e) is a Ti-Al-Si alloy.
40. The process according to any one of claims 32 to 39 wherein step (a) is carried out in a vacuum or an inert environment.
- 20 41. The process according to any one of claims 32 to 35 wherein the blended mixture in step (a) combines TiO_2 and Al powders, the product of step (c) is a mixture of Ti-Al and soluble compounds, and a Ti-Al alloy is recovered in step (e).
- 25 42. The process according to any one of claims 32 to 41 wherein step (a) is carried out in an inert environment and steps (b), and (c) are carried out in the same inert environment.
43. The process according to claim 42 wherein the inert environment is an argon environment.
- 30 44. The process according to any one of claims 32 to 43 wherein step (a) is carried out for at least about ten minutes.
45. The process according to claim 44 wherein step (a) is carried out for between about one and about two hours.
- 35

46. The process according to any one of claims 32 to 45 wherein step (c) is carried out for between about two and about eight hours.
- 5 47. The process according to claim 46 wherein step (c) is carried out for between about two and about four hours.
48. The process according to any one of claims 32 to 47 wherein the suitable reducing agent used in step (c) is calcium or magnesium hydride.
- 10 49. The process according to claim 48 wherein the suitable reducing agent is calcium hydride.
50. The process according to any one of claims 32 to 49 wherein the crushing steps in steps (b) and (d) are carried out for a time of between about ten minutes and about one hour.
- 15 51. A process according to any one of claims 32 to 50 wherein the blended mixture in step (a) is blended by mechanical milling or low energy mixing techniques.
- 20 52. A titanium alloy powder when produced by a process according to any one of claims 32 to 51.
53. A powder when produced by step (a) as an intermediate product for use in the process of any one of claims 32 to 51.
- 25 54. A process for the manufacture of titanium alloy powders, the method including the following steps:
- (a) blending titanium dioxide, and optionally one or more other oxides, together with aluminium powder;
- 30 (b) heating the mixture to a temperature of between about 700 and about 1200°C in a vacuum or an inert environment to form a titanium metal matrix ceramic composite;
- (c) crushing the titanium metal matrix ceramic composite;
- (d) mixing the crushed titanium metal matrix ceramic composite with a suitable reducing agent and heating to a temperature between about 1100°C and about
- 35 1500°C in a vacuum or an inert environment to reduce the oxide components of the titanium metal matrix ceramic composite;
- (e) crushing and washing the result of step (d); and

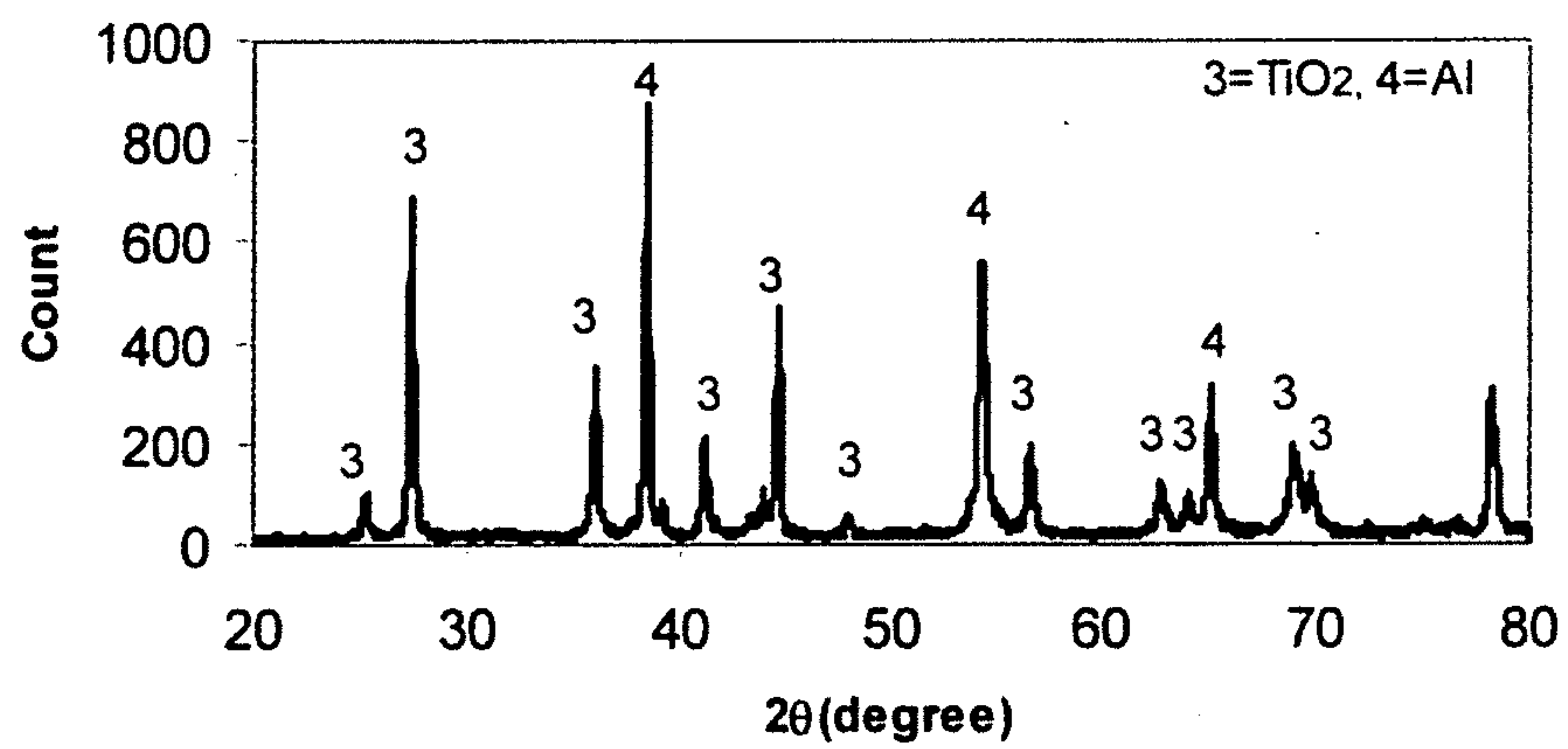
(f) recovering the titanium alloy powder.

55. A process according to claim 54 wherein the blending includes mechanical milling or low energy mixing techniques.

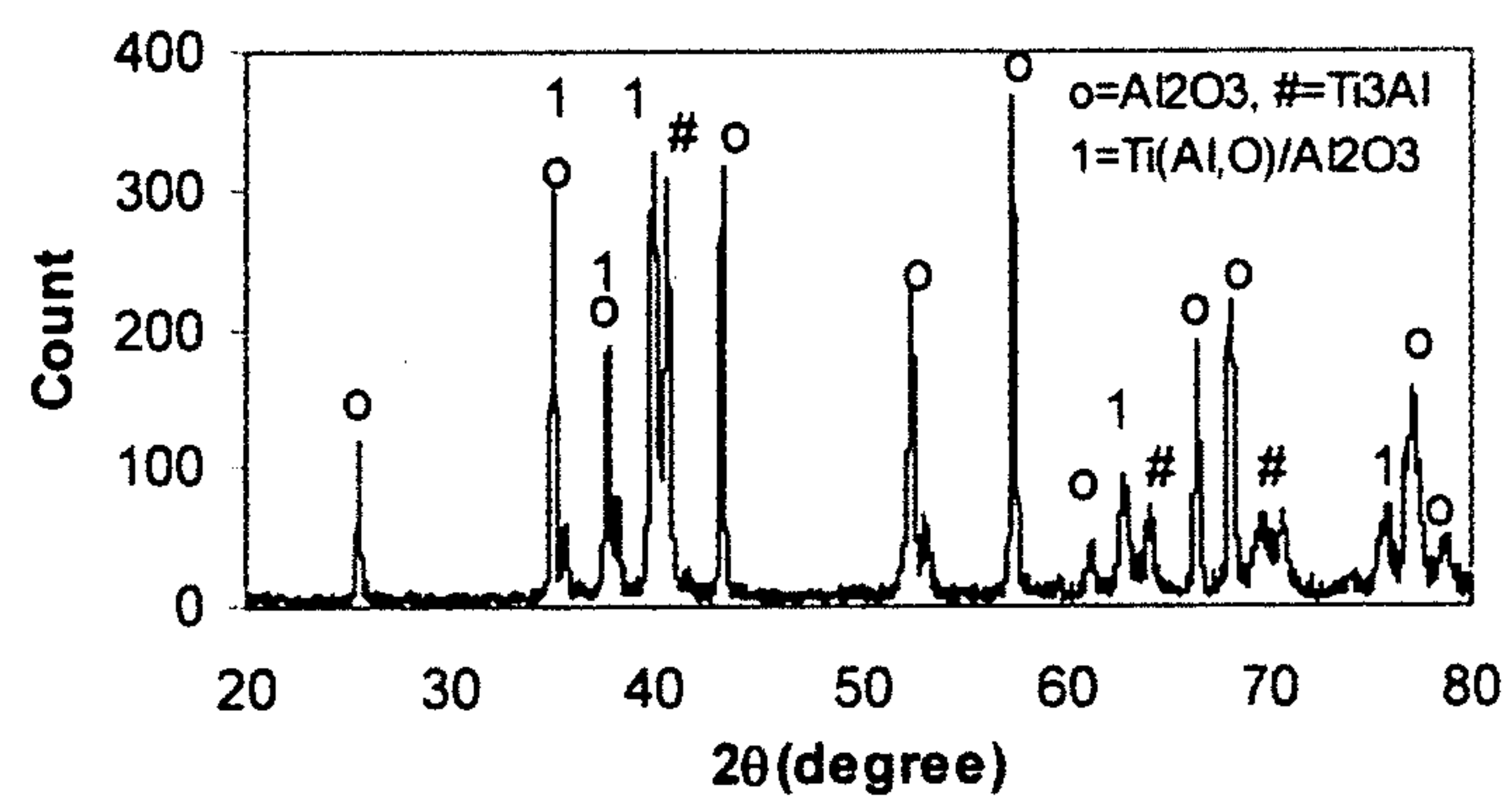
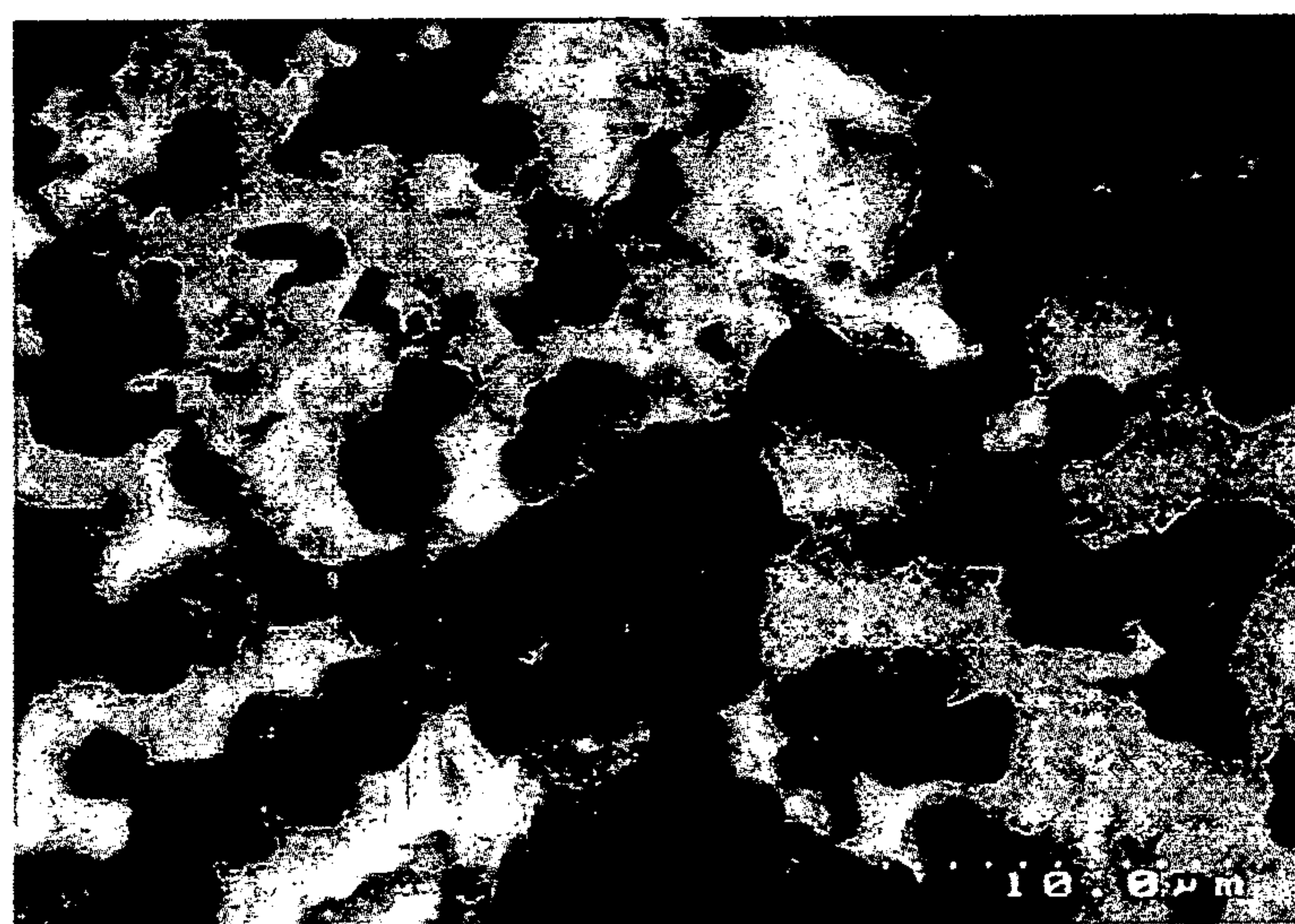
5

56. A titanium alloy powder when produced by a process according to claim 54 or claim 55.


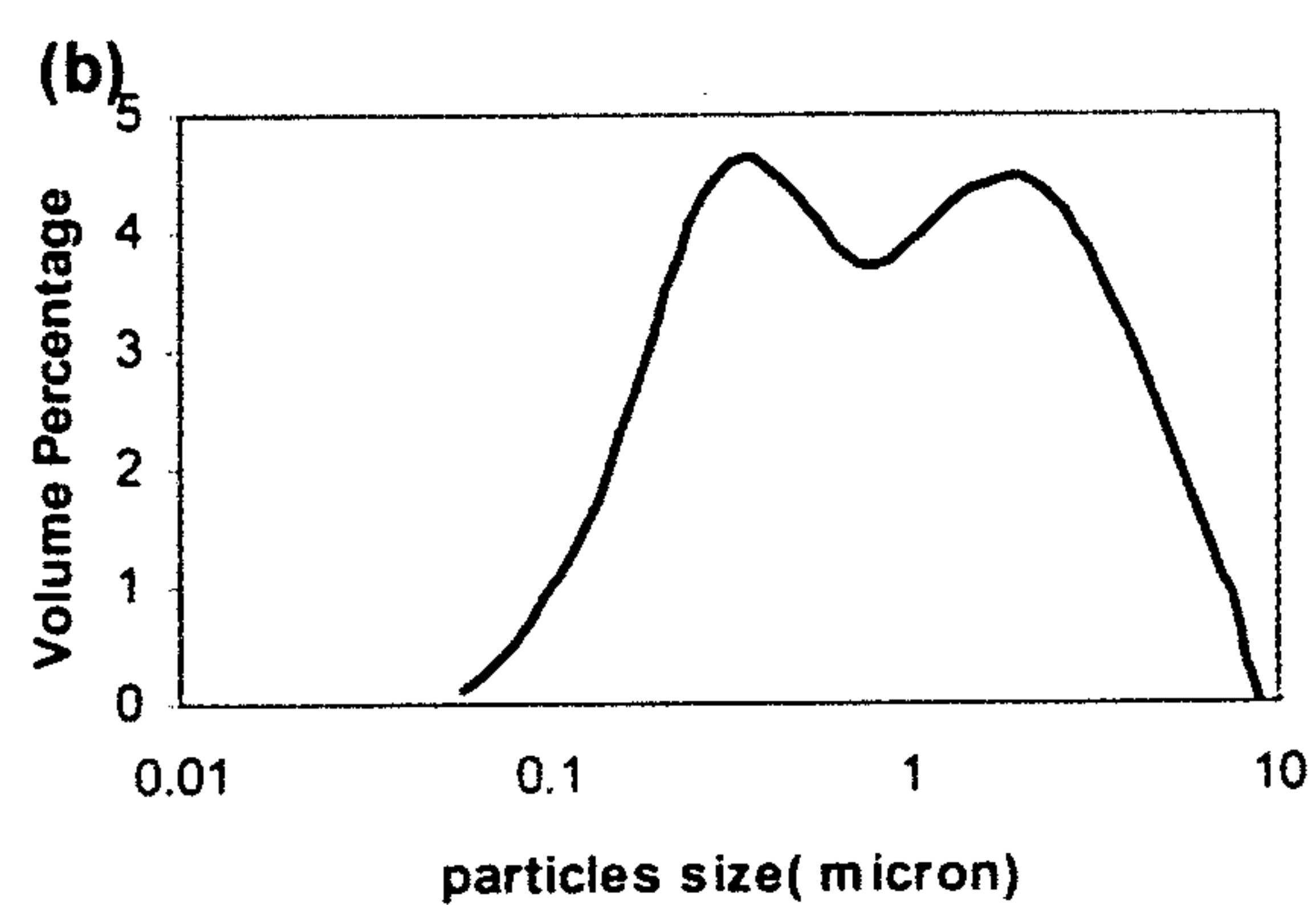

1 / 9

**FIGURE 1****FIGURE 2**

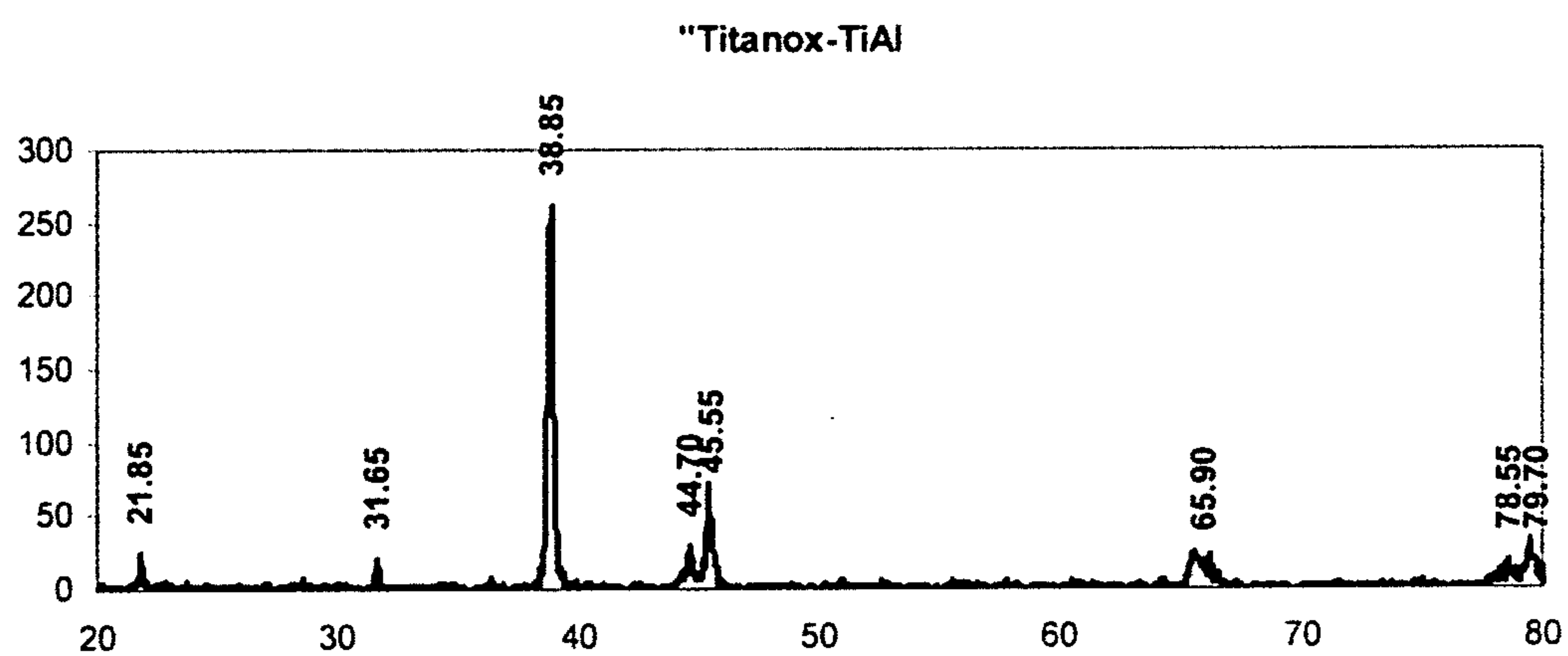
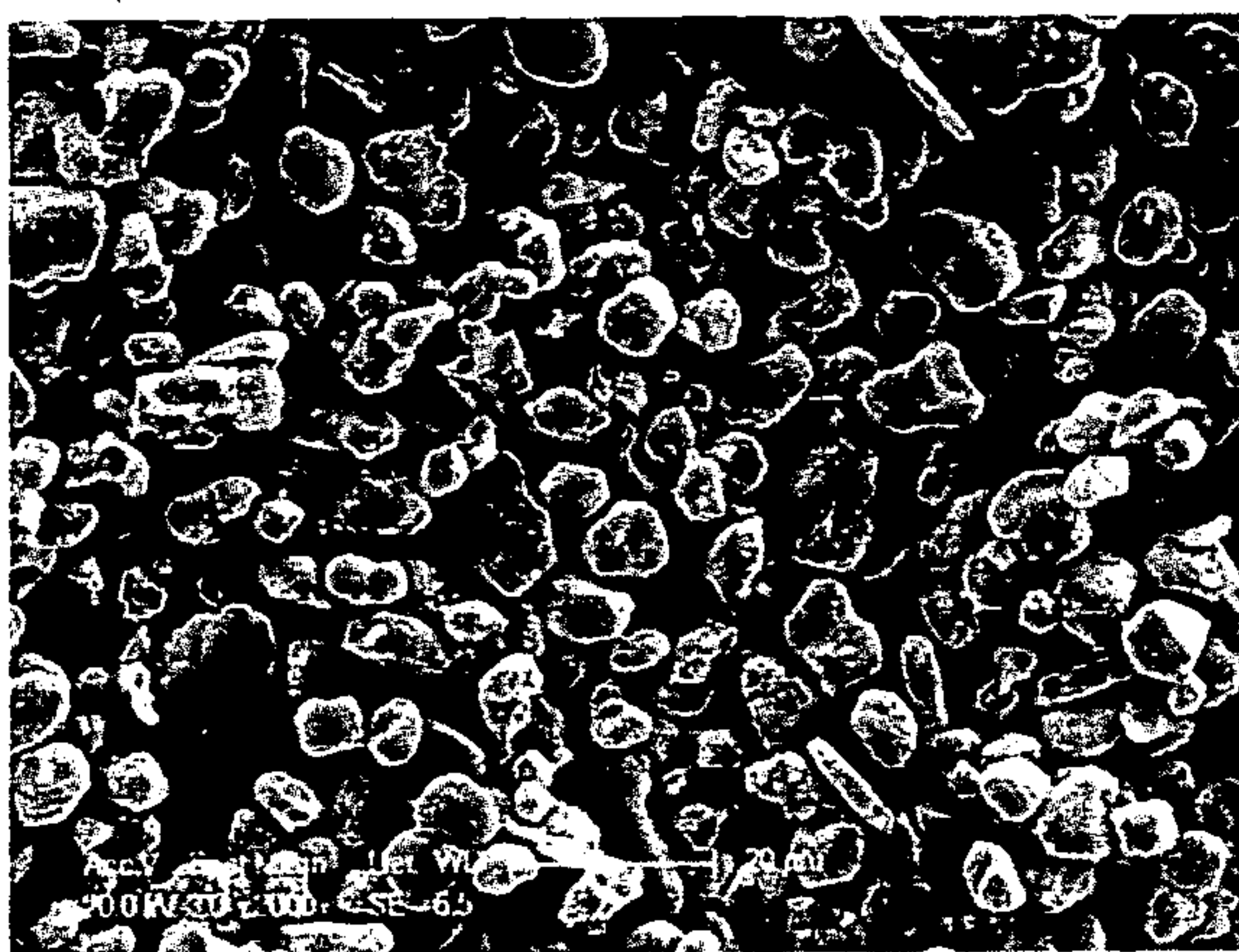
2 / 9

**FIGURE 3****FIGURE 4**

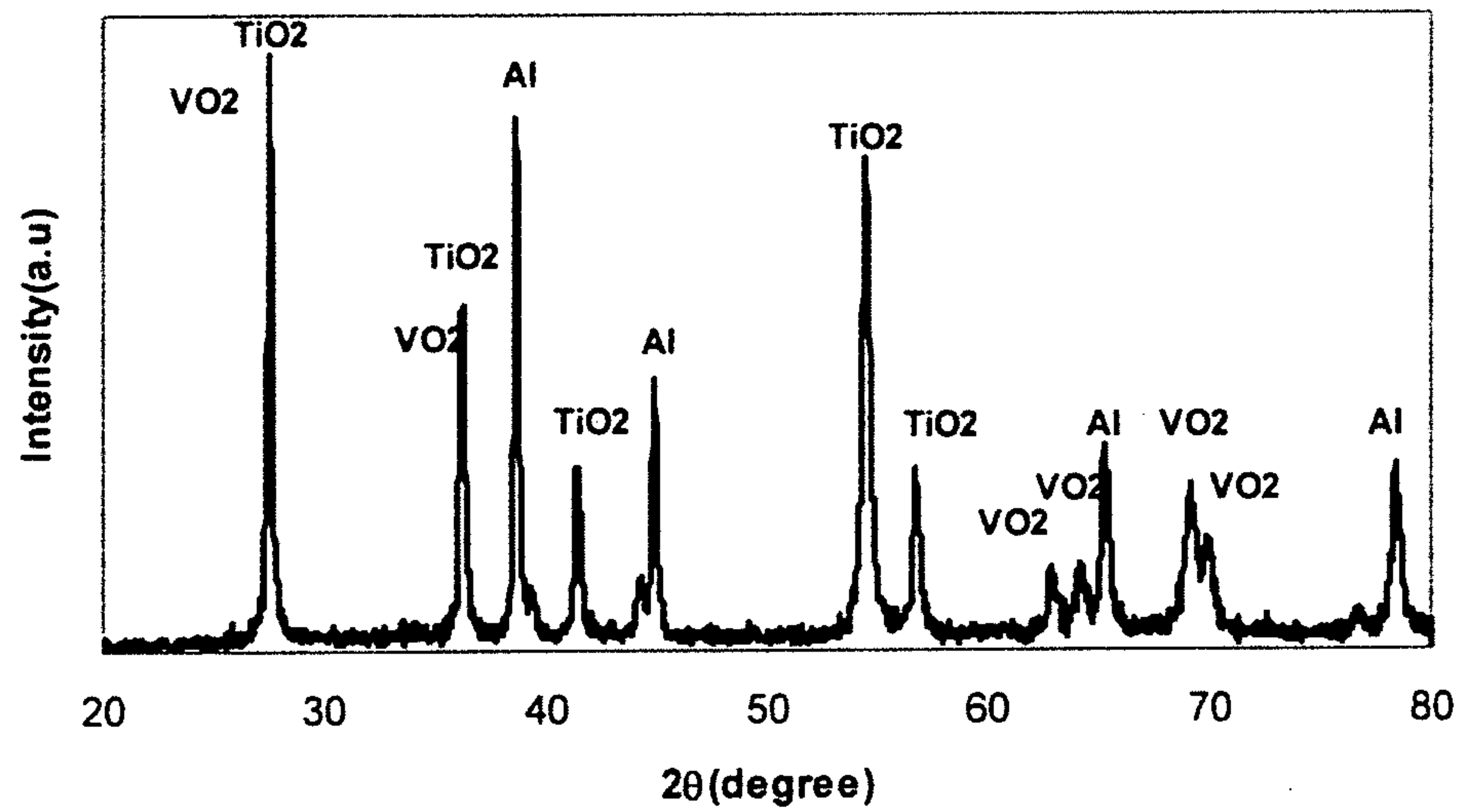
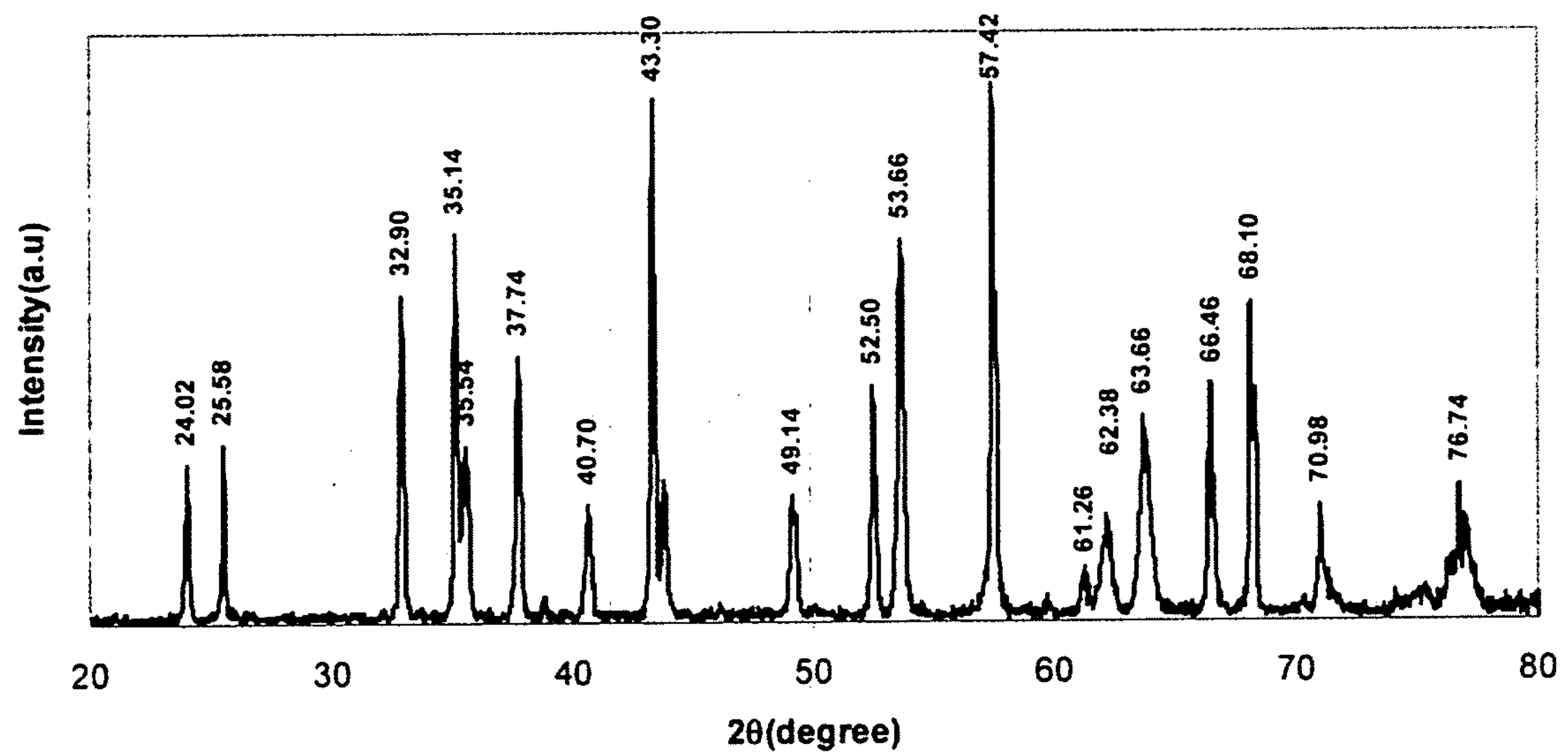
3 / 9

**FIGURE 5 (a) and (b)****FIGURE 6 (a) and (b)**

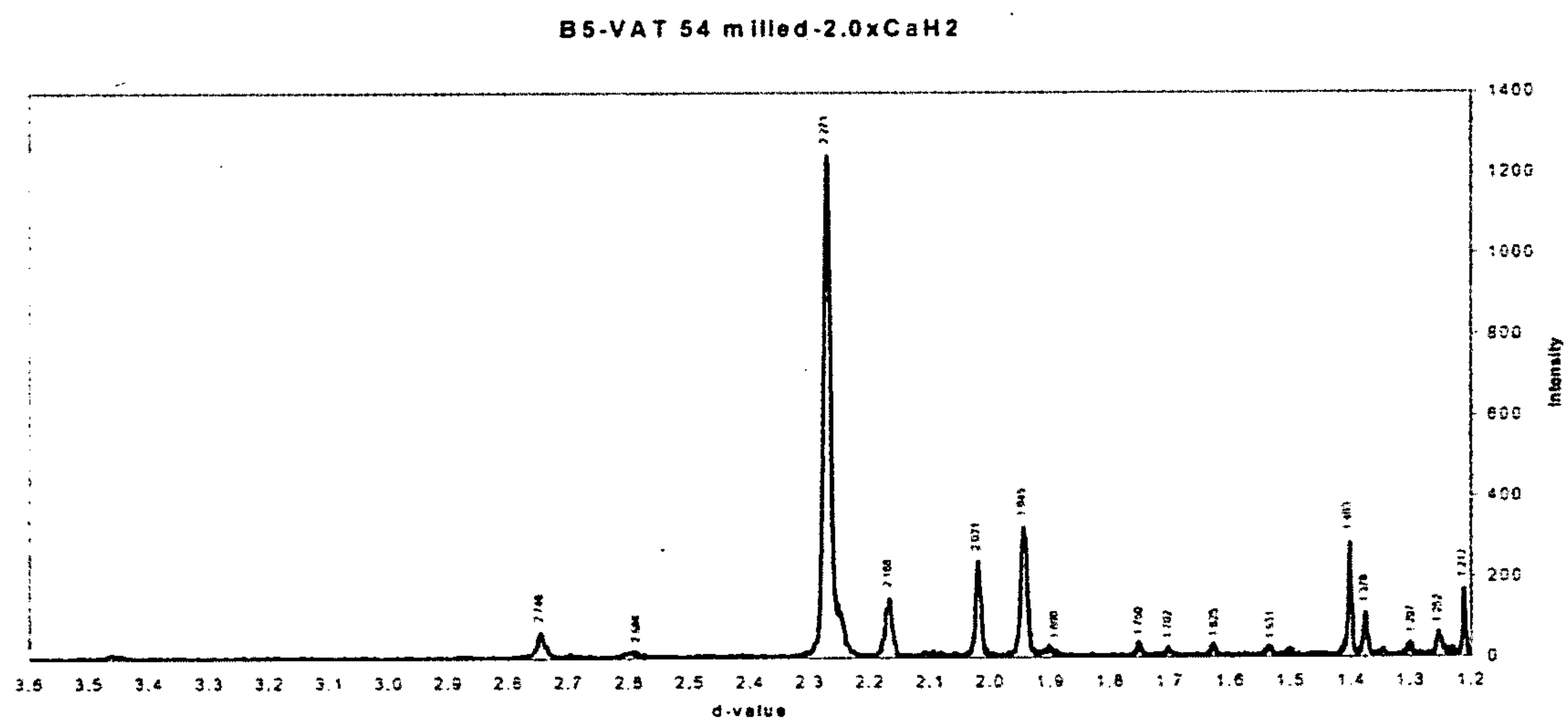
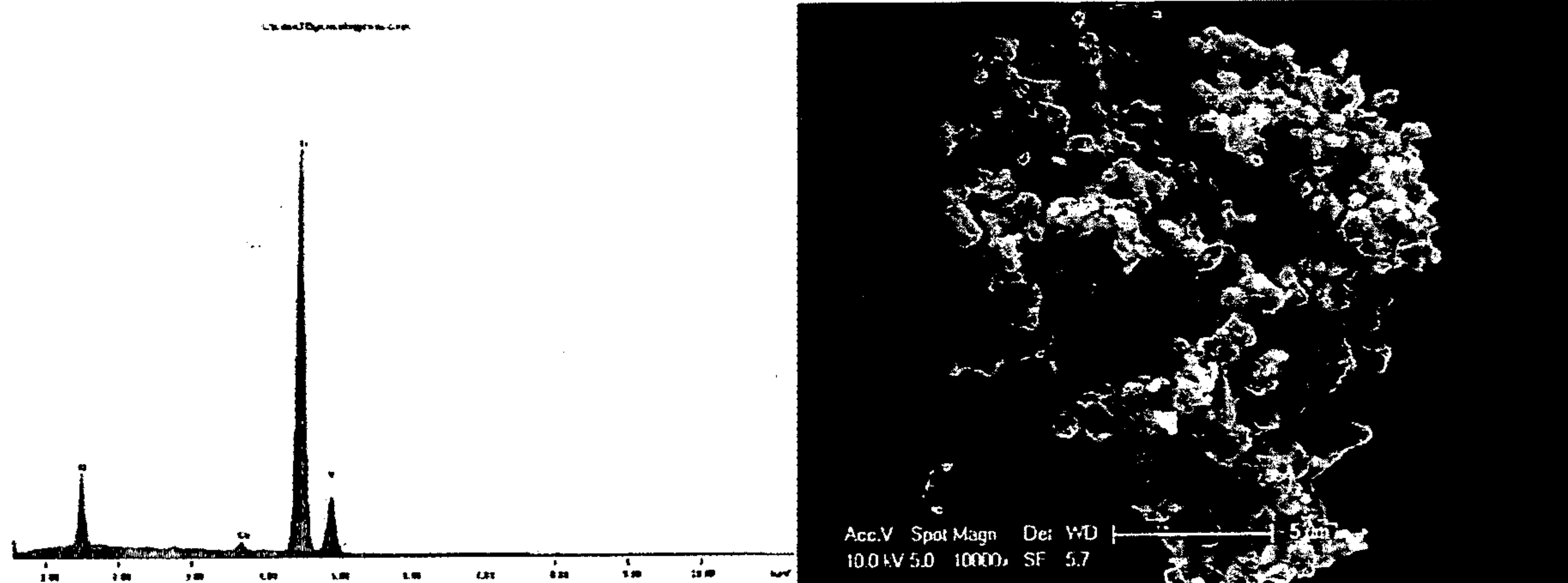
4 / 9

**FIGURE 7****FIGURE 8**

5 / 9

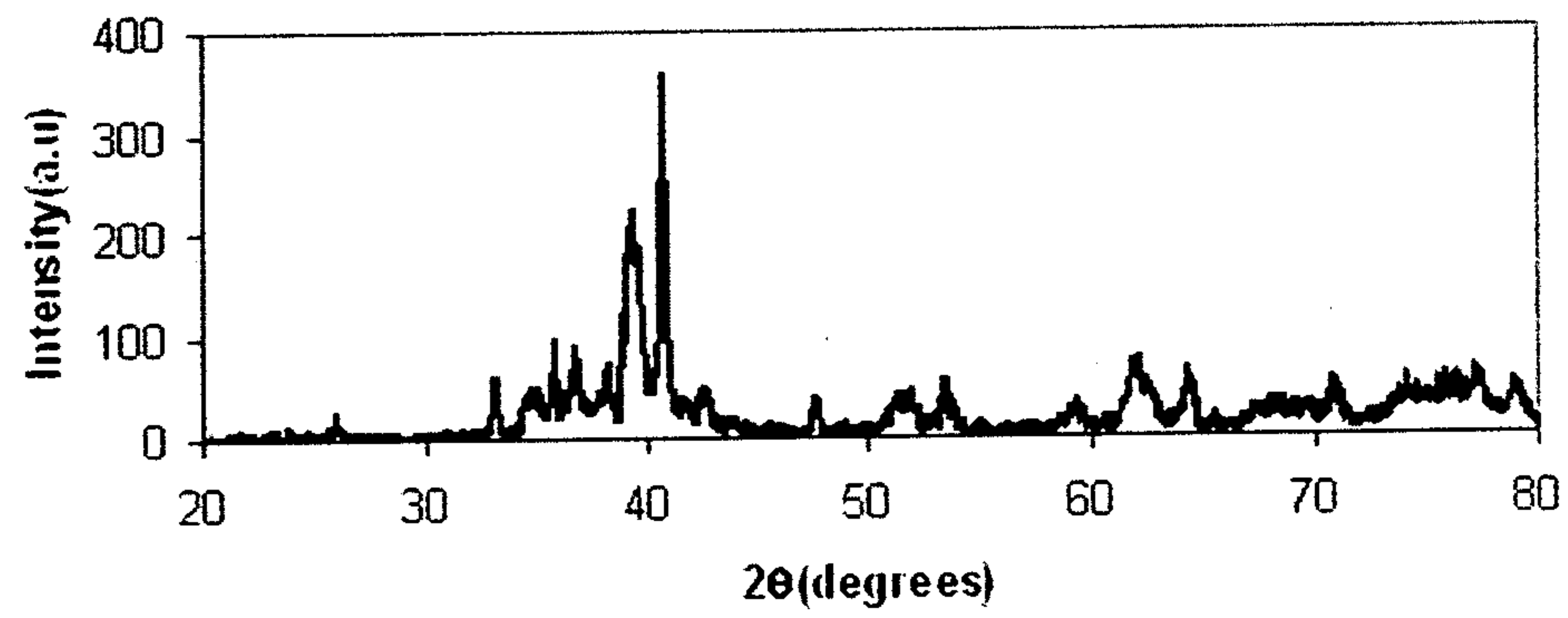
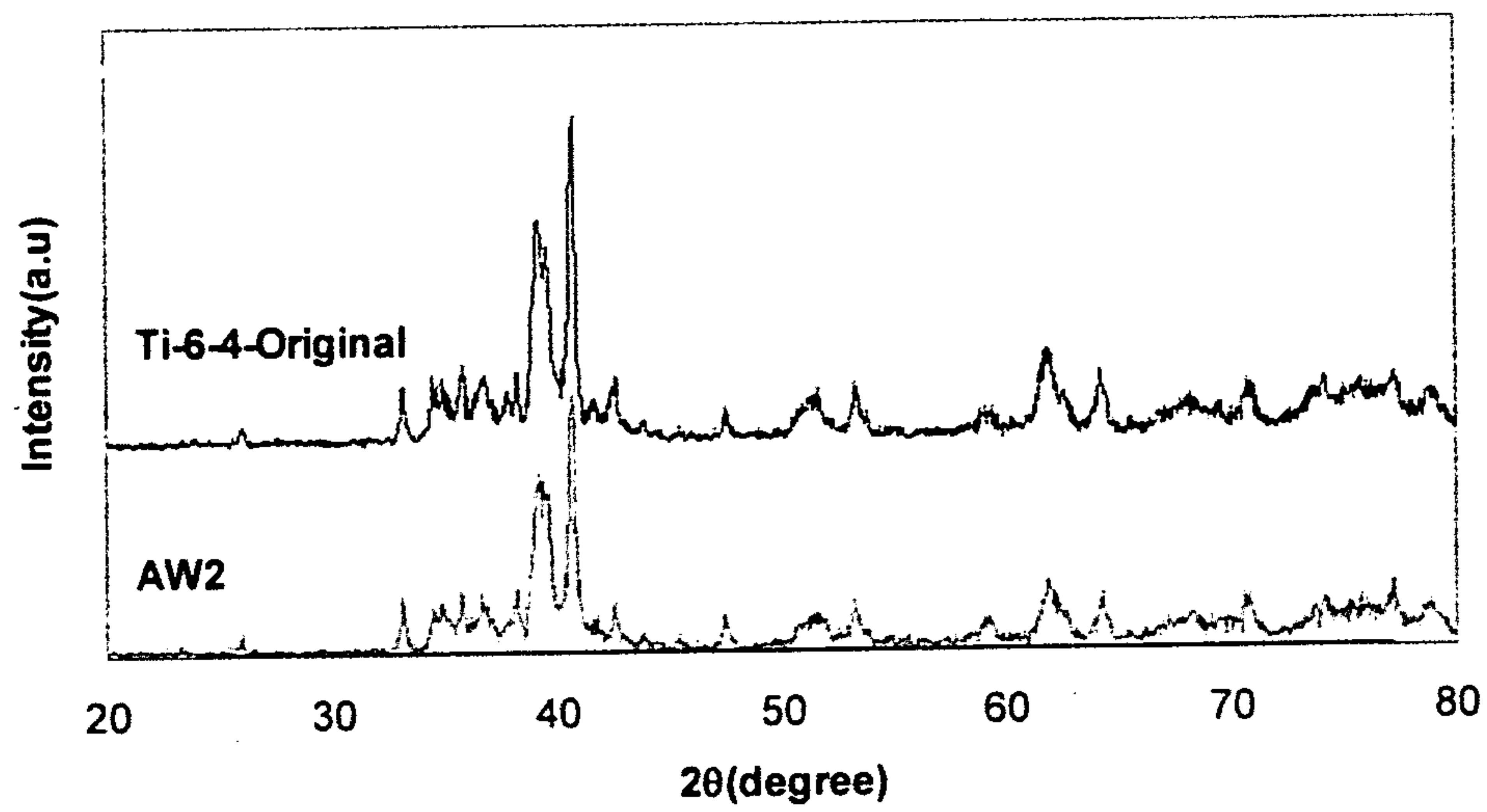
**FIGURE 9****FIGURE 10**

6 / 9

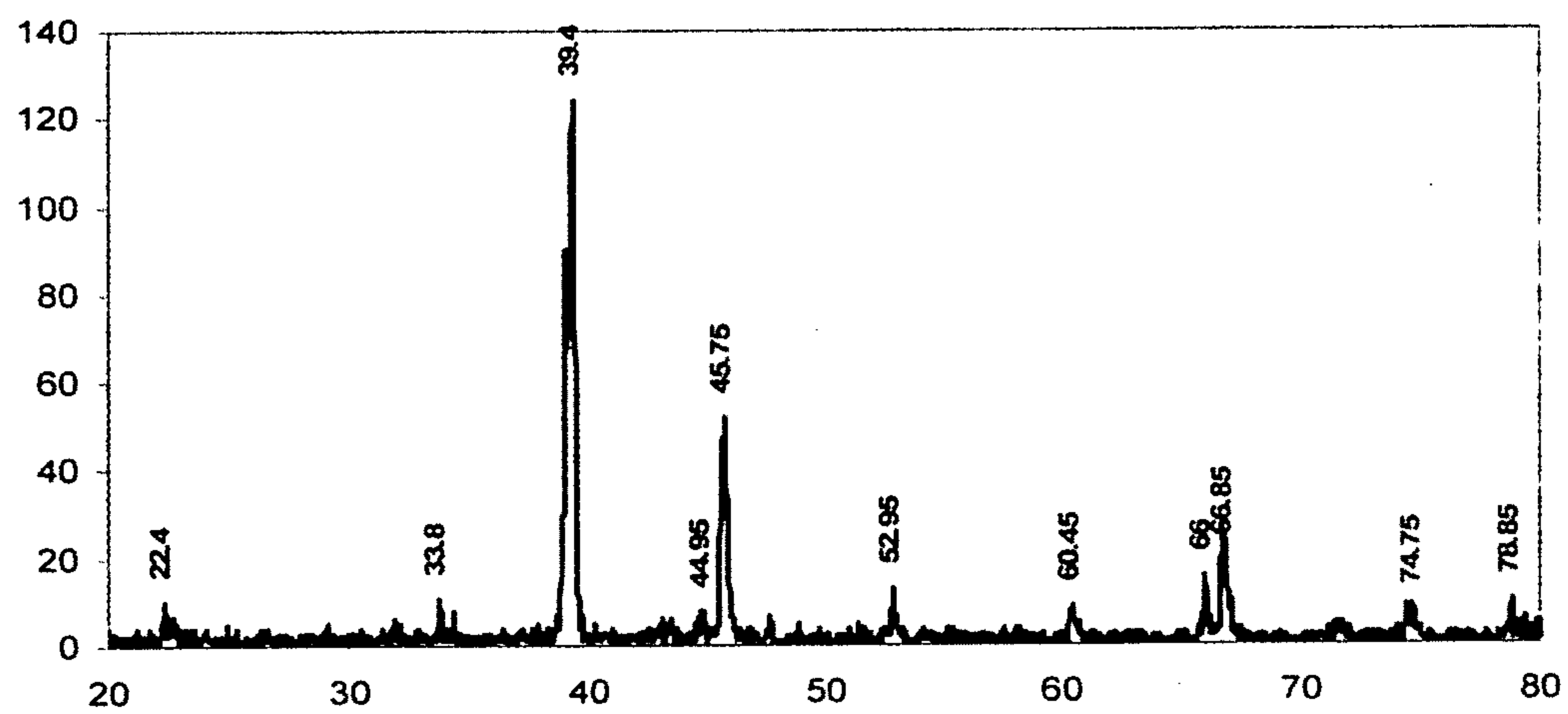
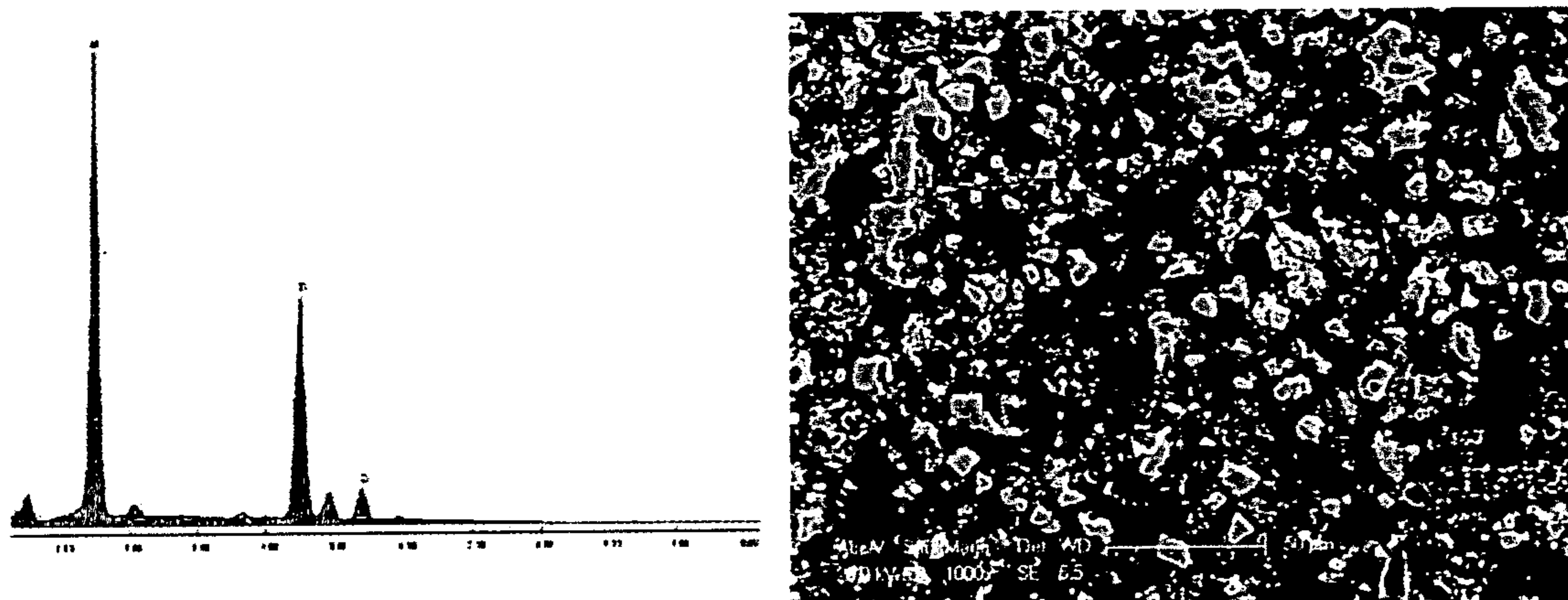
**FIGURE 11****FIGURE 12 (a) and (b)**

7 / 9

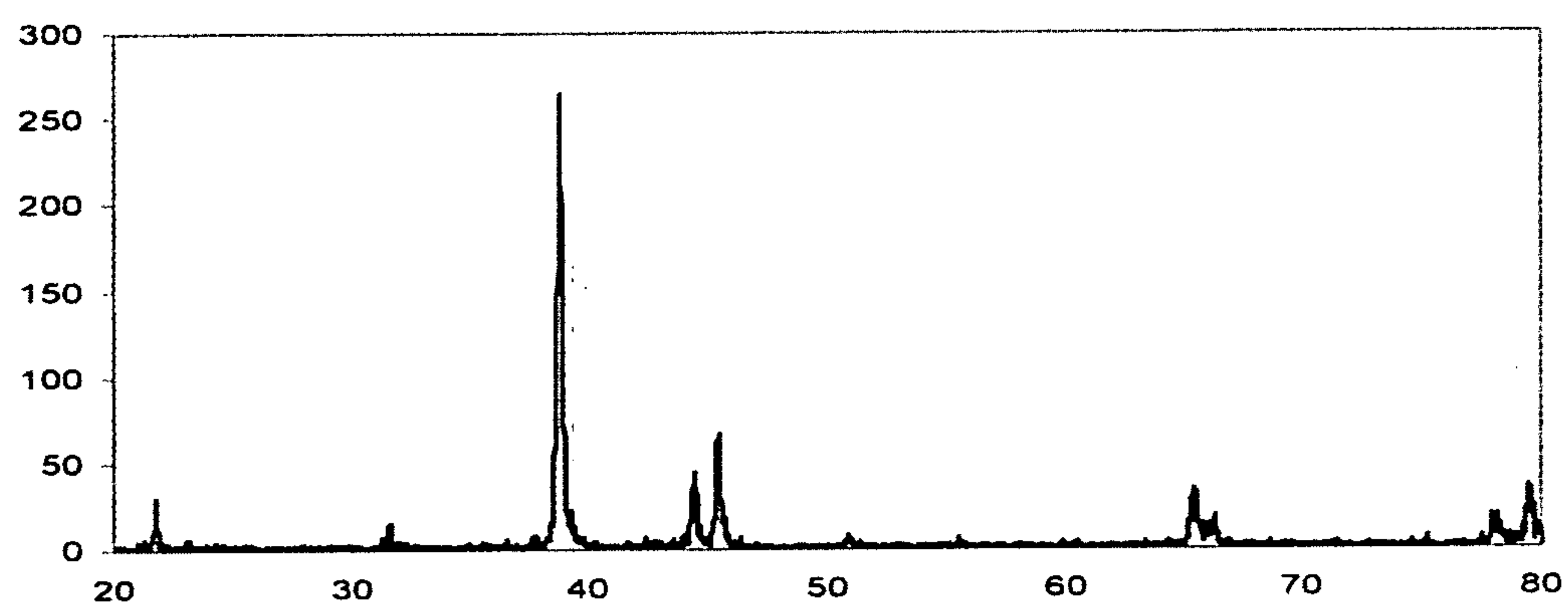
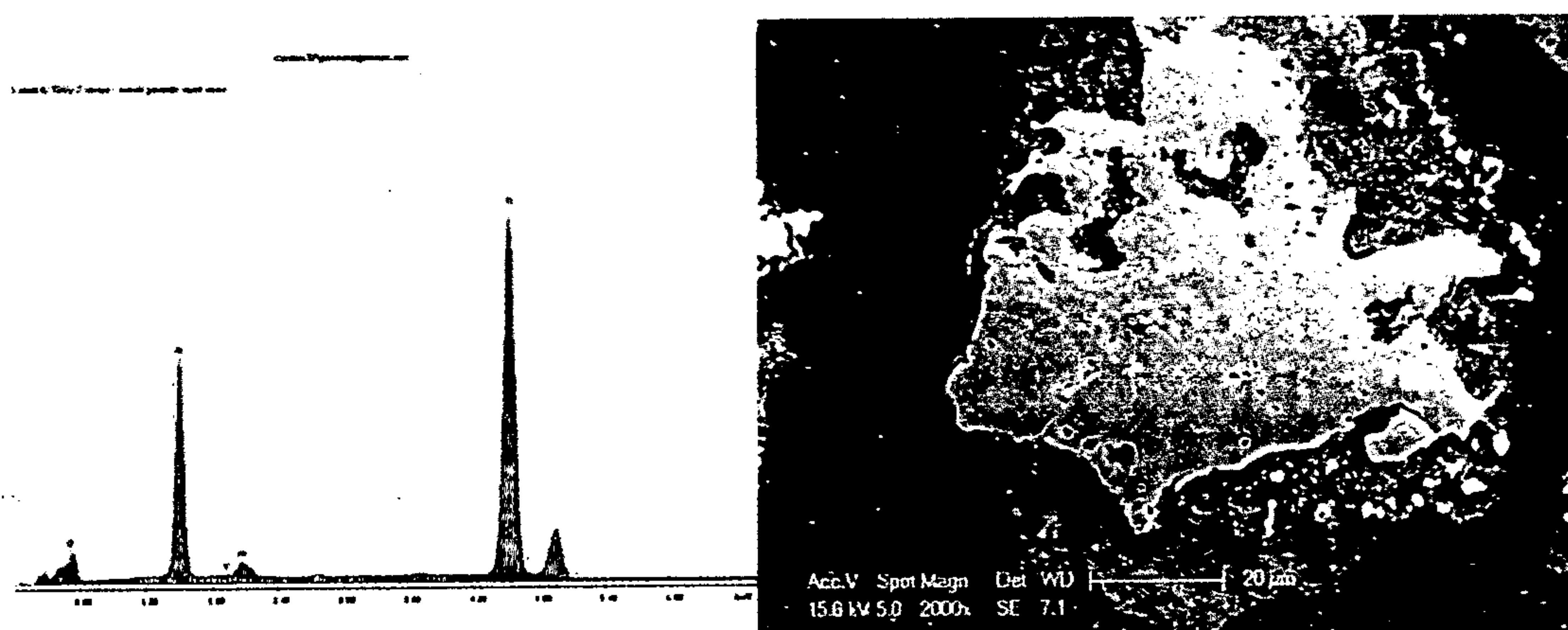
AW-2

**FIGURE 13****FIGURE 14**

8 / 9

**FIGURE 15****FIGURE 16 (a) and (b)**

9 / 9

**FIGURE 17**

"Titanox-TiAl

