

Feb. 26, 1929.

1,703,722

A. CAROZZI

MEANS FOR PROPELLING SHIPS

Filed Dec. 28, 1927

Fig. 1

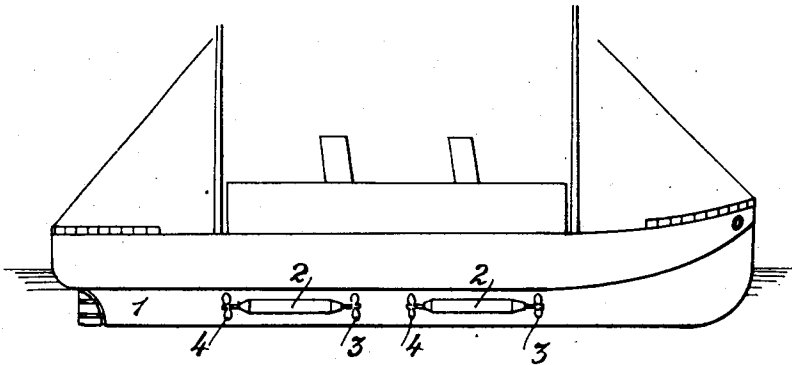


Fig. 2

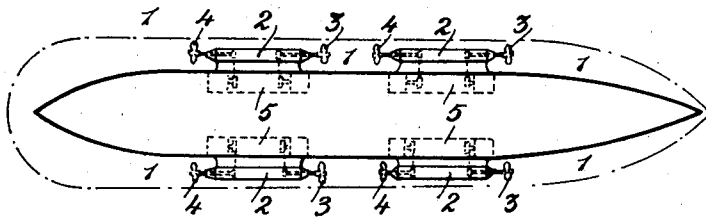
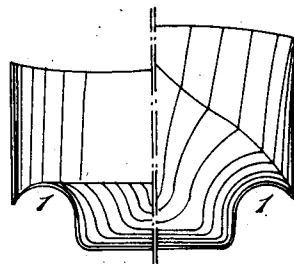
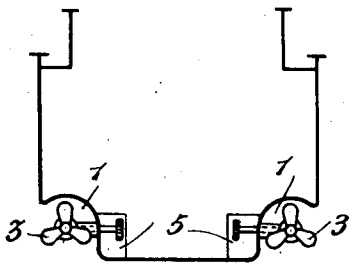


Fig. 3

Fig. 4



A. Carozzi
INVENTOR

By: Marks & Clerk
Attys.

UNITED STATES PATENT OFFICE.

AUGUSTO CAROZZI, OF ROME, ITALY.

MEANS FOR PROPELLING SHIPS.

Application filed December 28, 1927, Serial No. 243,122, and in Italy August 6, 1927.

Propelling means are well known, as already patented by applicant, comprising coaxial propelling wheels revolving in an opposite sense arranged within recesses provided on the sides of the ship or within tubes conveniently located on the same ship.

Said recesses and tubes are done away with by the improvements, subject matter of the present invention, the structure of the ship's bottom being on the contrary modified in such a way that a species of gallery is provided on each side extending for the whole length of the ship as illustrated in Fig. 4 of the accompanying drawings.

Said galleries are conveniently shaped at bow and stern so that the water efflux and fluency are favoured and the sufficient action of the propeller's system is secured the fluid threads flowing directly to said propellers without being deviated by the shape of the ship as it occurs by using the present propelling means with a screw at the stern.

The improvements are schematically illustrated in the accompanying drawings in which Fig. 1 is an elevation of a ship, Fig. 2 is a plan view, Fig. 3 shows a cross section of Fig. 1, Fig. 4 is the construction drawing of the ship.

With reference to said figures:

No. 1 are the galleries;

No. 2 are the propelling groups;

No. 3 are screws relative to the propelling groups;

No. 4 are screws 3 revolving in a contrary sense to screws 4;

No. 5 are the motors.

The propelling system comprises groups each of two screws revolving in contrary

sense. Said groups are located in galleries —1— and as far as possible in the central part of the ship, so that the fore screws together with the back screws form groups notoriously efficient (as well proved by trials executed on the principle of the inverse revolving screws) when arranged both in gallery and near the centre of the ship, waves of resistance being avoided as they occur with present propellers especially at remarkable speeds. The sides of walls defining the galleries are flared or widened both vertically and laterally at the back or bow of the stern to increase the efficiency of the action of the propellers.

The improvements according to this invention secure a very efficient propelling system, consequently economical at great speeds.

Having now particularly described and ascertained the nature of my said invention and in what manner the same is to be performed I declare that what I claim is:

Improved propulsion means for ships comprising in combination, a hull having longitudinal galleries provided in the opposite sides thereof, groups of propellers arranged in the galleries each group of propellers comprising a pair of screws rotating in opposite directions and the portions of the hull which constitute the defining walls of the galleries being widened both vertically and laterally at their ends, so that the fluid threads are immediately directed towards the propellers, substantially as and for the purposes set forth.

In testimony whereof I have hereunto signed my name.

AUGUSTO CAROZZI.