

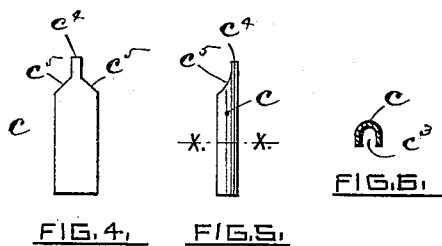
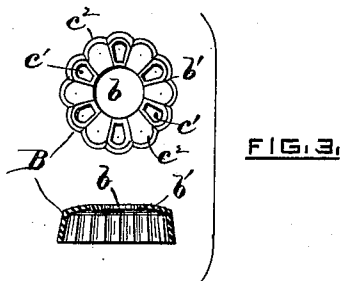
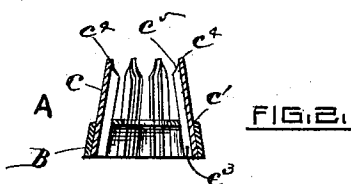
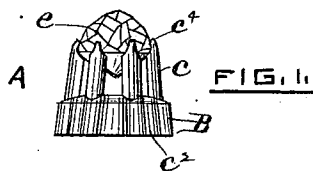
(No Model.)

W. R. DUTEMPLE.

GEM SETTING.

No. 303,424.

Patented Aug. 12, 1884.



WITNESSES:

Fred A. Gay,  
Charles H. Cunningham.

INVENTOR.

William R. Dutemple.  
BY Geo. H. Remington  
ATTY.

# UNITED STATES PATENT OFFICE.

WILLIAM R. DUTEMPLE, OF PROVIDENCE, RHODE ISLAND.

## GEM-SETTING.

SPECIFICATION forming part of Letters Patent No. 303,424, dated August 12, 1884.

Application filed June 23, 1884. (No model.)

*To all whom it may concern:*

Be it known that I, WM. R. DUTEMPLE, a citizen of the United States, residing at Providence, in the county of Providence and State of Rhode Island, have invented certain new and useful Improvements in Gem-Settings; and I do hereby declare the following to be a full, clear, and exact description of the invention, such as will enable others skilled in the art to which it appertains to make and use the same, reference being had to the accompanying drawings, and to letters or figures of reference marked thereon, which form a part of this specification.

My invention relates to open or pronged settings used in jewelry to secure gems, &c.; and it consists of prongs having a concavo-convex cross-section formed from a sheet-metal blank.

The invention further consists in combining said prongs with a swaged or struck-up base, the latter having openings therein adapted to receive the prongs.

The object of my invention is to produce a strong gem-setting from very thin stock. This I am enabled to accomplish by means of the concavo-convex prongs, the inner or concave surface of the latter at the same time serving to admit rays of light, thereby increasing the brilliancy of the gem.

In the accompanying drawings, Figure 1 represents a perspective view of the invention, showing a gem in position. Fig. 2 is a central sectional view of the same with the gem removed. Fig. 3 is a plan and sectional view of the base, and Figs. 4, 5, and 6 are detail views of a prong.

The following is a detailed description of the invention:

A, referring to the drawings, is the setting complete, consisting of the base B and prongs *c*, the latter being formed from the blank shown in Fig. 4, the upper end of which is beveled at *c*<sup>5</sup>, terminating in the point *c*<sup>4</sup>. The blank is swaged to a concavo-convex form, (see Figs. 5 and 6,) the beveled edges *c*<sup>5</sup> forming a seat for the gem, while the point *c*<sup>4</sup> serves to retain it in position. The base B is swaged from sheet-metal stock, the upper surface, *b*<sup>1</sup>, having openings *c*<sup>1</sup> therein adapted to receive said prongs *c*, the latter being secured within the base by soldering.

Having thus described my invention, what I claim as new, and desire to secure by Letters Patent, is—

1. In a gem-setting, the prongs *c*, herein described, formed from a sheet-metal blank, having its upper end beveled at *c*<sup>5</sup>, terminating in the point *c*<sup>4</sup>, the whole having a concavo-convex cross-section, substantially as shown, and for the purpose set forth.

2. In a gem-setting, the prongs *c*, concavo-convex in cross-section, in combination with the base B, the latter having openings adapted to receive the prongs *c*, which are secured therein by soldering, the whole constructed and arranged substantially as shown and described.

In testimony whereof I have affixed my signature in presence of two witnesses.

WM. R. DUTEMPLE.

Witnesses:

E. H. LINCOLN,  
M. CRADDOCK.