

**(12) PATENT**  
**(19) AUSTRALIAN PATENT OFFICE**

**(11) Application No. AU 199950349 B2**  
**(10) Patent No. 753486**

(54) Title  
**Method of treatment and pharmaceutical composition**

(51)<sup>7</sup> International Patent Classification(s)  
**A61K 031/00**

(21) Application No: **199950349**

(22) Application Date: **1999.07.09**

(87) WIPO No: **WO00/02543**

(30) Priority Data

(31) Number	(32) Date	(33) Country
<b>09/113893</b>	<b>1998.07.10</b>	<b>US</b>

(43) Publication Date : **2000.02.01**

(43) Publication Journal Date : **2000.04.13**

(44) Accepted Journal Date : **2002.10.17**

(71) Applicant(s)  
**Novartis AG**

(72) Inventor(s)  
**Marc de Gasparo; Randy Lee Webb**

(74) Agent/Attorney  
**DAVIES COLLISON CAVE, 1 Little Collins Street, MELBOURNE VIC 3000**

(56) Related Art  
**CHEM ABST VOL 124 NO 17, 22.4.96 ABS N 220073**  
**COREA, L ET AL CLIN PHARM AND THERAPEUTIC V60 NO 3 SEPT 96**  
**PP 341-346**

50349/99

PCT

WORLD INTELLECTUAL PROPERTY ORGANIZATION  
International Bureau

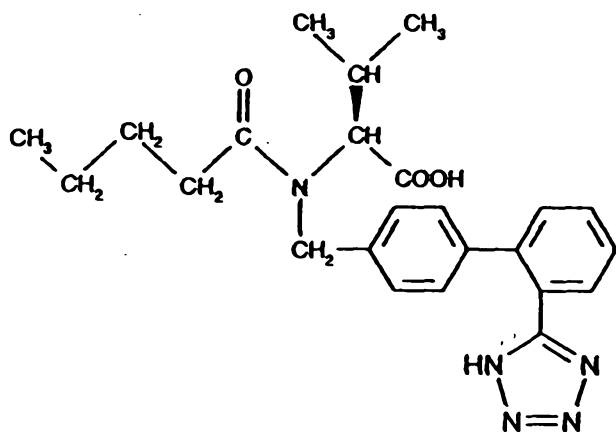
## INTERNATIONAL APPLICATION PUBLISHED UNDER THE PATENT COOPERATION TREATY (PCT)

<b>(51) International Patent Classification <sup>6</sup> :</b> <b>A61K 31/00</b>	<b>A2</b>	<b>(11) International Publication Number:</b> <b>WO 00/02543</b> <b>(43) International Publication Date:</b> 20 January 2000 (20.01.00)
<b>(21) International Application Number:</b> PCT/EP99/04842 <b>(22) International Filing Date:</b> 9 July 1999 (09.07.99) <b>(30) Priority Data:</b> 09/113,893      10 July 1998 (10.07.98)      US <b>(71) Applicant (for all designated States except AT US):</b> NOVARTIS AG [CH/CH]; Schwarzwaldallee 215, CH-4058 Basel (CH). <b>(71) Applicant (for AT only):</b> NOVARTIS-ERFINDUNGEN VERWALTUNGSGESELLSCHAFT M.B.H [AT/AT]; Brunner Strasse 59, A-1230 Vienna (AT). <b>(72) Inventors; and</b> <b>(75) Inventors/Applicants (for US only):</b> de GASPARO, Marc [CH/CH]; Es Planches 123a, CH-2842 Rossemaison (CH). WEBB, Randy, Lee [US/US]; 17 Honeymen Drive, Flemington, NJ 08822 (US). <b>(74) Agent:</b> BECKER, Konrad; Novartis AG, Corporate Intellectual Property, Patent & Trademark Dept., CH-4002 Basel (CH).		<b>(81) Designated States:</b> AE, AL, AM, AT, AU, AZ, BA, BB, BG, BR, BY, CA, CH, CN, CU, CZ, DE, DK, EE, ES, FI, GB, GD, GE, GH, GM, HR, HU, ID, IL, IN, IS, JP, KE, KG, KP, KR, KZ, LC, LK, LR, LS, LT, LU, LV, MD, MG, MK, MN, MW, MX, NO, NZ, PL, PT, RO, RU, SD, SE, SG, SI, SK, SL, TJ, TM, TR, TT, UA, UG, US, UZ, VN, YU, ZA, ZW, ARIPO patent (GH, GM, KE, LS, MW, SD, SL, SZ, UG, ZW), Eurasian patent (AM, AZ, BY, KG, KZ, MD, RU, TJ, TM), European patent (AT, BE, CH, CY, DE, DK, ES, FI, FR, GB, GR, IE, IT, LU, MC, NL, PT, SE), OAPI patent (BF, BJ, CF, CG, CI, CM, GA, GN, GW, ML, MR, NE, SN, TD, TG).  <b>Published</b> <i>Without international search report and to be republished upon receipt of that report.</i>
<b>(54) Title:</b> METHOD OF TREATMENT AND PHARMACEUTICAL COMPOSITION  <b>(57) Abstract</b>  <p>The invention relates to a method for the treatment or prevention of a condition or disease selected from the group consisting of hypertension, (acute and chronic) congestive heart failure, left ventricular dysfunction and hypertrophic cardiomyopathy, myocardial infarction and its sequelae supraventricular and ventricular arrhythmias, atrial fibrillation or atrial flutter, atherosclerosis, angina (whether stable or unstable), renal insufficiency (diabetic and non-diabetic), heart failure, angina pectoris, diabetes, hypertension in patients with NIDDM, secondary aldosteronism, primary and secondary pulmonary hyperaldosteronism, primary and pulmonary hypertension, renal failure conditions, such as diabetic nephropathy, glomerulonephritis, scleroderma, glomerular sclerosis, proteinuria of primary renal disease, and also renal vascular hypertension, diabetic retinopathy, the management of other vascular disorders, such as migraine, Raynaud's disease, luminal hyperplasia, cognitive dysfunction (such as Alzheimer's), and stroke, comprising administering a therapeutically effective amount of combination of (i) the AT<sub>1</sub>-antagonists valsartan or a pharmaceutically acceptable salt thereof and (ii) a Calcium channel blocker or a pharmaceutically acceptable salt thereof and a pharmaceutically acceptable carrier to a mammal in need of such treatment and to corresponding pharmaceutical combination composition.</p>		

## ANTIHYPERSENSITIVE COMBINATION OF VALSARTAN AND CALCIUM CHANNEL BLOCKER

The present invention relates to a pharmaceutical composition comprising as active ingredients

(i) the AT<sub>1</sub> receptor antagonist (S)-N-(1-carboxy-2-methyl-prop-1-yl)-N-pentanoyl-N-{2'-(1H-tetrazol-5-yl)biphenyl-4-yl-methyl]amine (valsartan) of formula (I)



or a pharmaceutically acceptable salt thereof and


(ii) a Calcium channel blocker (CCB) or a pharmaceutically acceptable salt thereof and

(iii) a pharmaceutically acceptable carrier, for the treatment or prevention of diabetes, hypertension in diabetic patients, for slowing the progression of diabetic renal diseases, or for reducing proteinuria in diabetic patients.

Valsartan is specifically and generically disclosed in EP 0443983 A.

The class of CCBs essentially comprises dihydropyridines (DHPs) and non-DHPs such as diltiazem-type and verapamil-type CCBs.

A CCB useful in said combination is preferably a DHP representative selected from the group consisting of amlodipine, felodipine, ryosidine, isradipine, lacidipine, nicardipine,



nifedipine, niguldipine, niludipine, nimodipine, nisoldipine, nitrendipine, and nivaldipine, and is preferably a non-DHP representative selected from the group consisting of flunarizine, prenylamine, diltiazem, fendiline, gallopamil, mibefradil, anipamil, tiapamil and verapamil, and in each case, a pharmaceutically acceptable salt thereof. All these CCBs are therapeutically used, e.g. as anti-hypertensive, anti-angina pectoris or anti-arrhythmic drugs. Preferred CCBs comprise amlodipine, diltiazem, isradipine, nicardipine, nifedipine, nimodipine, nisoldipine, nitrendipine, and verapamil, or, e.g. dependent on the specific CCB, a pharmaceutically acceptable salt thereof. Especially preferred as DHP is



amlodipine or a pharmaceutically acceptable salt, especially the besylate, thereof. An especially preferred representative of non-DHPs is verapamil or a pharmaceutically acceptable salt, especially the hydrochloride, thereof.

The compounds to be combined can be present as pharmaceutically acceptable salts. If these compounds have, for example, at least one basic centre, they can form acid addition salts. Corresponding acid addition salts can also be formed having, if desired, an additionally present basic centre. The compounds having at least one acid group (for example COOH) can also form salts with bases. Corresponding internal salts may furthermore be formed, if a compound of formula comprises e.g. both a carboxy and an amino group.

Preferred salts of corresponding CCBs are amlodipine besylate, diltiazem hydrochloride, fendiline hydrochloride, flunarizine di-hydrochloride, gallopamil hydrochloride, mibefradil di-hydrochloride, nicardipine hydrochloride, and verapamil hydrochloride.

The vasoconstrictive effects of angiotensin II are produced by its action on the non-striated smooth muscle cells, the stimulation of the formation of the adrenergic hormones epinephrine and norepinephrine as well as the increase of the activity of the sympathetic nervous system as a result of the formation of norepinephrine. Angiotensin II also has an influence on the electrolytic balance, produces e.g. antinatriuretic and antidiuretic effects in the kidney and thereby promotes the release of, on the one hand, the vasopressin peptide from the pituitary gland and, on the other hand, of aldosterone from the adrenal glomerulosa. All these influences play an important part in the regulation of blood pressure, in increasing both circulating volume and peripheral resistance. Angiotensin II is also involved in cell growth and migration and in extracellular matrix formation.

Angiotensin II interacts with specific receptors on the surface of the target cell. It has been possible to identify receptor subtypes which are termed e.g. AT<sub>1</sub>- and AT<sub>2</sub>-receptors. In recent times great efforts have been made to identify substances that bind to the AT<sub>1</sub>-receptor. Such active ingredients are often termed angiotensin II antagonists. Because of the inhibition of the AT<sub>1</sub>-receptor such antagonists can be used e.g. as antihypertensives or for the treatment of congestive heart failure.

Angiotensin II antagonists are therefore understood to be those active ingredients which bind to the AT<sub>1</sub>-receptor subtype but do not result in activation of the receptor.

Prolonged and uncontrolled hypertensive vascular disease ultimately leads to a variety of pathological changes in target organs such as the heart and kidney. Sustained hypertension can lead as well to an increased occurrence of stroke. Therefore, there is a strong need to evaluate the efficacy of antihypertensive therapy, an examination of additional cardiovascular endpoints, beyond those of blood pressure lowering, to get further insight into the benefits of combined treatment.

The nature of hypertensive vascular diseases is multifactorial. Under certain circumstances, drugs with different mechanisms of action have been combined. However, just considering any combination of drugs having different mode of action does not necessarily lead to combinations with advantageous effects.

AT<sub>1</sub> antagonist and CCB reduce intracellular calcium by different and complementary mechanisms and facilitate the vasodilator effects of nitric oxide, being particularly effective in reversing endothelium dysfunction.

All the more surprising is the experimental finding that the combined administration of the AT<sub>1</sub>-antagonist valsartan or a pharmaceutically acceptable salt thereof and a CCB or a pharmaceutically acceptable salt thereof results not only in a synergistic therapeutic effect but also in additional benefits resulting from combined treatment such as a surprising prolongation of efficacy and a broader variety of therapeutic treatment. This includes hemodynamic, renal, antiproliferative, antithrombotic and antiatherogenic properties.

The measurement of cardiac mass to assess treatment-induced regression of hypertrophy provided data to support a supra-additive effect of combination of the present invention. Left ventricular hypertrophy is an independent risk factor for the development of myocardial infarction. Thus, effective blood pressure lowering coupled with the ability to regress or prevent the development of left ventricular hypertrophy has an impact on two important and contributing factors for heart failure.

Further benefits are that lower doses of the individual drugs to be combined according to the present invention can be used to reduce the dosage, for example, that the dosages need not only often be smaller but are also applied less frequently, or can be used to diminish the incidence of side effects. This is in accordance with the desires and requirements of the patients to be treated.

It can be shown that combination therapy with valsartan and a calcium channel blocker results in a more effective antihypertensive therapy (whether for malignant, essential, renovascular, diabetic, isolated systolic, or other secondary type of hypertension) through improved efficacy as well as a greater responder rate. The combination is also useful in the treatment or prevention of (acute and chronic) congestive heart failure, left ventricular dysfunction and hypertrophic cardiomyopathy, diabetic cardiac myopathy, supraventricular and ventricular arrhythmias, atrial fibrillation or atrial flutter. It can further be shown that a valsartan + CCB therapy proves to be beneficial in the treatment and prevention of myocardial infarction and its sequelae. A valsartan plus CCB combination is also useful in treating atherosclerosis, angina (whether stable or unstable), and renal insufficiency (diabetic and non-diabetic). Furthermore, combination therapy using valsartan and a CCB can improve endothelial dysfunction, thereby providing benefit in diseases in which normal endothelial function is disrupted such as heart failure, angina pectoris and diabetes, e.g. non-insulin dependent diabetes mellitus (NIDDM). Furthermore, the combination of the present invention may be used for the treatment or prevention of secondary aldosteronism, primary and secondary pulmonary hyperaldosteronism, primary and pulmonary hypertension, renal failure conditions, such as diabetic nephropathy, glomerulonephritis, scleroderma, glomerular sclerosis, proteinuria of primary renal disease, and also renal vascular hypertension, diabetic retinopathy, the management of other vascular disorders, such as migraine, Raynaud's disease, luminal hyperplasia, cognitive dysfunction (such as Alzheimer's), and stroke.

The person skilled in the pertinent art is fully enabled to select a relevant test model to prove the hereinbefore and hereinafter indicated therapeutic indications.

Representative studies are carried out with a combination of valsartan and amlodipine, e.g. applying following methodology. All experiments are performed in spontaneously hypertensive rats (SHR) supplied by Taconic Farms, Germantown, New York (Tac:N(SHR)fBR). A radiotelemetric device (Data Sciences International, Inc., St. Paul, Minnesota) is implanted into the lower abdominal aorta of all test animals between the ages of 14 to 16 weeks of age. All SHR are allowed to recover from the surgical implantation procedure for at least 2 weeks prior to the initiation of the experiments. The radiotransmitter is fastened ventrally to the musculature of the inner abdominal wall with a silk suture to prevent movement. Cardiovascular parameters are continuously monitored via the radiotransmitter and transmitted to a receiver where the digitized signal is then collected

and stored using a computerized data acquisition system. Blood pressure (mean arterial, systolic and diastolic pressure) and heart rate are monitored in conscious, freely moving and undisturbed SHR in their home cages. The arterial blood pressure and heart rate are measured every 10 minutes for 10 seconds and recorded. Data reported for each rat represent the mean values averaged over a 24 hour period and are made up of the 144 time points of 10 minute duration samples collected each day. The baseline values for blood pressure and heart rate consist of the average of three consecutive 24 hour readings taken prior to initiating the drug treatments. All rats are individually housed in a temperature and humidity controlled room and are maintained on a 12 hour light/dark cycle.

In addition to the cardiovascular parameters, weekly determinations of body weight also are recorded in all rats. Since all treatments are administered in the drinking water, water consumption is measured five times per week. Valsartan and amlodipine doses for individual rats are then calculated based on water consumption for each rat, the concentration of drug substance in the drinking water, and individual body weights. All drug solutions in the drinking water are made up fresh every three to four days.

Upon completion of the 6 week treatment, SHR are anesthetized and the heart rapidly removed. After separation and removal of the atrial appendages, left ventricle and left plus right ventricle (total) are weighed and recorded. Left ventricular and total ventricular mass are then normalized to body weight and reported. All values reported for blood pressure and cardiac mass represent the group mean + sem.

Valsartan and amlodipine are administered via the drinking water either alone or in combination to SHR beginning at 18 weeks of age and continued for 6 weeks. Based on a factorial design, seven (7) treatment groups are used to evaluate the effects of combination therapy on blood pressure and heart rate. Treatment groups consist of valsartan alone in drinking water at a concentration of 240 mg/liter (high dose), amlodipine alone at a concentration of 120 mg/liter (high dose), valsartan (120 mg/liter) + amlodipine (60), valsartan (120) + amlodipine (120), valsartan (240) + amlodipine (60), valsartan (240) + amlodipine (120) and a vehicle control group on regular drinking water. Thus, 4 groups of SHR receive combination therapy.

Studies have been performed in SHR and demonstrate that the addition of a CCB confers additional benefit over that of valsartan monotherapy. The Area Under the Curve (AUC) for blood pressure reflects the changes in response to 6 week treatment in conscious SHR.



Upon completion of the 6 week treatment period, hearts are removed for assessment of left ventricle mass and normalized to body weight.

The available results indicate an unexpected beneficial effect of a combination according to the invention.

Further representative studies are carried out with a combination of valsartan and an CCB, especially a non-DHP representative thereof, such as verapamil.

Diabetic renal disease is the leading cause of end-stage renal diseases. Hypertension is a major determinant of the rate of progression of diabetic diseases, especially diabetic nephropathy. It is known that a reduction of blood pressure may slow the reduction of diabetic nephropathy and proteinuria in diabetic patients, however dependent on the kind of antihypertensive administered.

In diabetic SHR's the presence of hypertension is an important determinant of renal injury, manifesting in functional changes such as albuminuria and in ultrastructural injury. For example, diabetic SHR's show ventricular hypertrophy and develop nephropathy resulting in sudden death events. Accordingly, the use of this animal model is well-applied in the art and suitable for evaluating effects of drugs on the development of diabetic renal diseases. There is a strong need to achieve a significant increase of the survival rate by treatment of hypertension in diabetes especially in NIDDM. It is known that CCBs are not considered as first line antihypertensives e.g. in NIDDM treatment. Though some kind of reduction of blood pressure may be achieved with CCBs, they may not be indicated for the treatment of renal disorders associated with diabetes. Surprisingly, treatment of diabetes associated with hypertension with the combination of valsartan and a CCB, especially a non-DHP, preferably verapamil, proved to result in the considerable reduction of sudden death events and consequently in a significant degree of increase of the survival rate in the experimental model using diabetic SHR's.

Diabetes is induced in SHR's aged about 6 to 8 weeks weighing about 250 to 300 g by treatment e.g. with streptozotocin. The drugs are administered by twice daily gavage. Untreated diabetic SHR's are used as control group (group 1). Other groups of diabetic SHR's are treated with 30 mg/kg of valsartan (group 2), with 20 mg/kg of verapamil (group 3) and with a combination of 20 mg/kg of valsartan and 15 mg/kg of verapamil (group 4).

On a regular basis, besides other parameters the survival rate after 21 weeks of treatment is being monitored. In week 21 of the study, following survival rates have been determined:

Test Group	Survival Rate [%]
1	29.7
2	45.9
3	42.9
4	67.1

The results of this study clearly show, that though CCBs are not normally used for the treatment of hypertension in diabetic patients, not only the blood pressure is reduced but moreover the survival rate is drastically increased when administering to diabetic SHR a combination of valsartan and verapamil (the amounts of both components in the combination being reduced versus the amounts of the single drugs when administered alone). The increased survival seen in diabetic SHR is consistent with an attenuation of end-organ damage. Accordingly, the combination of valsartan and a CCB may be used for the treatment (and also for the prevention) of diabetes, e.g. of hypertension in diabetic patients, especially in hypertensive patients with NIDDM, and may be used for slowing the progression of diabetic renal diseases, such as diabetic nephropathy associated with NIDDM, and for reducing proteinuria in diabetic patients.

It is the object of this invention to provide a pharmaceutical combination composition, e.g. for the treatment or prevention of a condition or disease selected from the group consisting of hypertension, (acute and chronic) congestive heart failure, left ventricular dysfunction and hypertrophic cardiomyopathy, diabetic cardiac myopathy, supraventricular and ventricular arrhythmias, atrial fibrillation or atrial flutter, myocardial infarction and its sequelae, atherosclerosis, angina (whether unstable or stable), renal insufficiency (diabetic and non-diabetic), heart failure, angina pectoris, diabetes, e.g. hypertension in diabetic patients, especially in hypertensive patients with NIDDM, secondary aldosteronism, primary and secondary pulmonary hyperaldosteronism, primary and pulmonary hypertension, renal failure conditions, such as diabetic nephropathy, glomerulonephritis, scleroderma, glomerular sclerosis, proteinuria of primary renal disease, and also renal vascular hypertension, diabetic retinopathy, the management of other vascular disorders, such as migraine, Raynaud's disease, luminal hyperplasia, cognitive dysfunction (such as Alzheimer's), and stroke which composition comprises (i) the AT<sub>1</sub>-antagonists valsartan or a

pharmaceutically acceptable salt thereof and (ii) a CCB or a pharmaceutically acceptable salt thereof and a pharmaceutically acceptable carrier.

In this composition, components (i) and (ii) can be obtained and administered together, one after the other or separately in one combined unit dose form or in two separate unit dose forms. The unit dose form may also be a fixed combination.

A further aspect of the present invention is the use of a pharmaceutical composition comprising (i) the AT<sub>1</sub>-antagonists valsartan or a pharmaceutically acceptable salt thereof and (ii) a CCB or a pharmaceutically acceptable salt thereof and a pharmaceutically acceptable carrier for the manufacture of a therapeutically effective pharmaceutical composition for the treatment or prevention of a condition or disease selected from the group consisting of hypertension, (acute and chronic) congestive heart failure, left ventricular dysfunction and hypertrophic cardiomyopathy, myocardial infarction and its sequelae, supraventricular and ventricular arrhythmias, atrial fibrillation or atrial flutter, atherosclerosis, stable angina (whether stable or unstable), renal insufficiency (diabetic and non-diabetic), heart failure, angina pectoris, diabetes, e.g. hypertension in diabetic patients, especially in hypertensive patients with NIDDM, secondary aldosteronism, primary and secondary pulmonary hyperaldosteronism, primary and pulmonary hypertension, renal failure conditions, such as diabetic nephropathy, glomerulonephritis, scleroderma, glomerular sclerosis, proteinuria of primary renal disease, and also renal vascular hypertension, diabetic retinopathy, the management of other vascular disorders, such as migraine, Raynaud's disease, luminal hyperplasia, cognitive dysfunction (such as Alzheimer's), and stroke.

A further aspect of the present invention is a method for the treatment or prevention of a condition or disease selected from the group consisting of hypertension, (acute and chronic) congestive heart failure, left ventricular dysfunction and hypertrophic cardiomyopathy, myocardial infarction and its sequelae, supraventricular and ventricular arrhythmias, atrial fibrillation or atrial flutter, atherosclerosis, angina (whether stable or unstable), renal insufficiency (diabetic and non-diabetic), heart failure, angina pectoris, diabetes, e.g. hypertension in diabetic patients, especially in hypertensive patients with NIDDM, secondary aldosteronism, primary and secondary pulmonary hyperaldosteronism, primary and pulmonary hypertension, renal failure conditions, such as diabetic nephropathy, glomerulonephritis, scleroderma, glomerular sclerosis, proteinuria of primary renal disease, and also renal vascular hypertension, diabetic retinopathy, the management of other vascular

disorders, such as migraine, Raynaud's disease, luminal hyperplasia, cognitive dysfunction (such as Alzheimer's), and stroke, comprising administering a therapeutically effective amount of combination of (i) the AT<sub>1</sub>-antagonists valsartan or a pharmaceutically acceptable salt thereof and (ii) a CCB or a pharmaceutically acceptable salt thereof and a pharmaceutically acceptable carrier to a mammal in need of such treatment.

A therapeutically effective amount of each of the components of the combination of the present invention may be administered simultaneously or sequentially and in any order.

The corresponding active ingredient or a pharmaceutically acceptable salt thereof may also be used in form of a hydrate or include other solvents used for crystallization.

The pharmaceutical compositions according to the invention can be prepared in a manner known per se and are those suitable for enteral, such as oral or rectal, and parenteral administration to mammals (warm-blooded animals), including man, comprising a therapeutically effective amount of the pharmacologically active compound, alone or in combination with one or more pharmaceutically acceptable carries, especially suitable for enteral or parenteral application.

The novel pharmaceutical preparations contain, for example, from about 10 % to about 100 %, preferably 80%, preferably from about 20 % to about 60 %, of the active ingredient. Pharmaceutical preparations according to the invention for enteral or parenteral administration are, for example, those in unit dose forms, such as sugar-coated tablets, tablets, capsules or suppositories, and furthermore ampoules. These are prepared in a manner known per se, for example by means of conventional mixing, granulating, sugar-coating, dissolving or lyophilizing processes. Thus, pharmaceutical preparations for oral use can be obtained by combining the active ingredient with solid carriers, if desired granulating a mixture obtained, and processing the mixture or granules, if desired or necessary, after addition of suitable excipients to give tablets or sugar-coated tablet cores.

The determination of the dose of the active ingredients necessary to achieve the desired therapeutic effect is within the skill of those who practice in the art. The dose depends on the warm-blooded animal species, the age and the individual condition and on the manner of administration. In the normal case, an approximate daily dose in the case of oral administration for a patient weighing approximately 75 kg for oral application is of about 10 mg to about 200 mg, especially about 20 to about 120 mg, most preferably about 40 mg to

about 80 mg for valsartan and about 1.0 mg to about 180 mg, preferably about 2.5 mg to about 50 mg, for the CCB, depending on the specific CCB.

The following example illustrates the invention described above; however, it is not intended to limit its extent in any manner.

Valsartan Tablet Formulation 80 mg + Amlodipine 5 mg (Rollercompaction)

Dosage (mg)	80 mg Valsartan + 5 mg Amlodipine
Diameter (mm)	9
Shape	round
Breaking line	without
Tablet-weight (mg)	215

Formulation of the Tablet Valsartan 80 mg + Amlodipine 5 mg


	Dosage Strength	Function of the Excipient in the Formulation	80 mg Valsartan + 5 mg Amlodipine
I.	Compactate		mg:
1.	Valsartan DS	drug substance	80.0
2.	Amlodipine DS	drug substance	5.0
3.	Avicel PH 102	filler	104.0
4.	PVPP-XL	disintegrant	20.0
5.	Aerosil 200	glidant	0.75
6.	Magnesium-stearate	lubricant	2.5
II.	Outer Phase		
7.	Aerosil 200	glidant	0.75
8.	Magnesium-stearate	lubricant	2.0
	total		215.0

- 10A -

Throughout this specification and the claims which follow, unless the context requires otherwise, the word "comprise", and variations such as "comprises" and "comprising", will be understood to imply the inclusion of a stated integer or step or group of integers or steps but not the exclusion of any other integer or step or group of integers or steps.

5

The reference to any prior art in this specification is not, and should not be taken as, an acknowledgment or any form of suggestion that that prior art forms part of the common general knowledge in Australia.



- 11 -

THE CLAIMS DEFINING THE INVENTION ARE AS FOLLOWS:

1. A pharmaceutical combination composition comprising
  - (i) the AT<sub>1</sub>-antagonist valsartan or a pharmaceutically acceptable salt thereof and
  - 5 (ii) a Calcium channel blocker (CCB) or a pharmaceutically acceptable salt thereof and a pharmaceutically acceptable carrierfor the treatment or prevention of diabetes, hypertension in diabetic patients, for slowing the progression of diabetic renal diseases, or for reducing proteinuria in diabetic patients.
- 10 2. A pharmaceutical combination composition according to claim 1 for the treatment or prevention of hypertension in patients with NIDDM.
3. A pharmaceutical combination composition according to claim 1 for slowing the progression of diabetic nephropathy associated with NIDDM.
4. A pharmaceutical combination composition according to any one of claims 1 to 3, comprising as Calcium channel blocker a DHP representative selected from the group  
15 consisting of amlodipine, felodipine, ryosidine, isradipine, lacidipine, nicardipine, nifedipine, niguldipine, niludipine, nimodipine, nisoldipine, nitrendipine, and nivaldipine, or a non-DHP representative selected from the group consisting of flunarizine, prenylamine, diltiazem, fendiline, gallopamil, mibefradil, anipamil, tiapamil and verapamil, or in each case, a pharmaceutically acceptable salt thereof.
- 20 5. A pharmaceutical combination composition according to claim 4, comprising amlodipine or verapamil, or, in each case, a pharmaceutically acceptable salt thereof, respectively.
6. A pharmaceutical combination composition according to claim 5, comprising amlodipine besylate.
- 25 7. A pharmaceutical combination composition according to any one of claims 1 to 6 for oral application, comprising of about 10 mg to about 200 mg of valsartan.
8. A pharmaceutical combination composition according to any one of claims 1 to 7 for oral application, comprising about 1.0 mg to about 180 mg of a Calcium channel blocker.



- 12 -

9. A pharmaceutical combination composition according to any one of claims 1 to 8 in the form of a fixed combination.

10. A pharmaceutical combination according to any one of claims 1 to 9, substantially as hereinbefore described.

5 11. A method of treating or preventing of diabetes, hypertension in diabetic patients, for slowing the progression of diabetic renal diseases, or for reducing proteinurea in diabetic patients including the step of administering to said patients a pharmaceutical combination according to any one of claims 1 to 10.

10 DATED this 5th day of August, 2002

**Novartis AG**

By DAVIES COLLISON CAVE

15 Patent Attorneys for the Applicants

