

(19) World Intellectual Property Organization
International Bureau



(43) International Publication Date
1 February 2007 (01.02.2007)

PCT

(10) International Publication Number
WO 2007/014308 A1

(51) International Patent Classification:
C07D 513/04 (2006.01) **A61P 33/00** (2006.01)
A61K 31/4365 (2006.01)

Brook Road, Kensington, CT 06037 (US). **KIM, Ha, Young** [KR/US]; 87 Deepwood Drive, Cheshire, CT 06410 (US).

(21) International Application Number:
PCT/US2006/029302

(74) Agent: **HARVATH, Leslie-anne**; Cantor Colburn LLP, 55 Griffin Road South, Bloomfield, CT 06002 (US).

(22) International Filing Date: 27 July 2006 (27.07.2006)

(25) Filing Language: English

(26) Publication Language: English

(30) Priority Data:
60/702,811 27 July 2005 (27.07.2005) US

(71) Applicant (for all designated States except US):
ACHILLION PHARMACEUTICALS, INC. [US/US];
300 George Street, New Haven, CT 06511 (US).

(72) Inventors; and

(75) Inventors/Applicants (for US only): **BRADBURY, Barton, James** [US/US]; 10 Terrell Way, Wallingford, CT 06492 (US). **WILES, Jason, Allan** [CA/US]; 33 James Street, Hamden, CT 06518 (US). **WANG, Qiuping** [US/US]; 79 Carriage Drive, Bethany, CT 06524 (US). **HASHIMOTO, Akihiro** [JP/US]; 46 Park Place, Apt. 4, Branford, CT 06405 (US). **LUCIEN, Edlaine** [US/US]; 2-32 Trumbull Street Suite 4, New Haven, CT 06511 (US). **PAIS, Godwin, Clarence, Gilroy** [IN/US]; 2 Kaye Plaza, Apt. E1, Hamden, CT 06514 (US). **DESHPANDE, Milind** [US/US]; 44 Field Brook Rd., Madison, CT 06443 (US). **PUCCI, Michael, John** [US/US]; 182 Stockings

(81) Designated States (unless otherwise indicated, for every kind of national protection available): AE, AG, AL, AM, AT, AU, AZ, BA, BB, BG, BR, BW, BY, BZ, CA, CH, CN, CO, CR, CU, CZ, DE, DK, DM, DZ, EC, EE, EG, ES, FI, GB, GD, GE, GH, GM, HN, HR, HU, ID, IL, IN, IS, JP, KE, KG, KM, KN, KP, KR, KZ, LA, LC, LK, LR, LS, LT, LU, LV, LY, MA, MD, MG, MK, MN, MW, MX, MZ, NA, NG, NI, NO, NZ, OM, PG, PH, PL, PT, RO, RS, RU, SC, SD, SE, SG, SK, SL, SM, SY, TJ, TM, TN, TR, TT, TZ, UA, UG, US, UZ, VC, VN, ZA, ZM, ZW.

(84) Designated States (unless otherwise indicated, for every kind of regional protection available): ARIPO (BW, GH, GM, KE, LS, MW, MZ, NA, SD, SL, SZ, TZ, UG, ZM, ZW), Eurasian (AM, AZ, BY, KG, KZ, MD, RU, TJ, TM), European (AT, BE, BG, CH, CY, CZ, DE, DK, EE, ES, FI, FR, GB, GR, HU, IE, IS, IT, LT, LU, LV, MC, NL, PL, PT, RO, SE, SI, SK, TR), OAPI (BF, BJ, CF, CG, CI, CM, GA, GN, GQ, GW, ML, MR, NE, SN, TD, TG).

Published:

— with international search report

For two-letter codes and other abbreviations, refer to the "Guidance Notes on Codes and Abbreviations" appearing at the beginning of each regular issue of the PCT Gazette.

(54) Title: 8-METHOXY-9H-ISOTHIAZOLO[5,4-B]QUINOLINE-3,4-DIONES AND RELATED COMPOUNDS AS ANTI-INFECTIVE AGENTS

(57) Abstract: The invention provides compound and salts of Formula (I) and (II), disclosed herein, which includes compounds of Formula (A) and Formula (B) such compounds possess useful antimicrobial activity. The variables R₂, R₃, R₅, R₆, R₇, and R₉ shown in Formula A and B are defined herein. Certain compounds of Formula (I) and Formula (II) disclosed herein are potent and/or selective inhibitors of bacterial DNA synthesis and bacterial replication. The invention also provides antimicrobial compositions, including pharmaceutical compositions, containing one or more compounds of Formula (I) or Formula (II) and one or more carriers, excipients, or diluents. Such compositions may contain a compound of Formula (I) or Formula (II) as the only active agent or may contain a combination of a compound of Formula I or Formula II and one or more other active agents. The invention also provides methods for treating microbial infections in animals.

WO 2007/014308 A1

APPLICATION IN THE UNITED STATES PATENT AND TRADEMARK OFFICE

8-METHOXY-9H-ISOTHIAZOLO[5,4-B]QUINOLINE-3,4-DIONES AND RELATED
COMPOUNDS AS ANTI-INFECTIVE AGENTS

FIELD OF THE INVENTION

[0001] The present invention provides 8-methoxy-9H-isothiazolo[5,4-b]quinoline-3,4-diones and related compounds, in which the 7-position substituent is generally an N-linked heterocycloalkyl or heterocycloalkenyl substituent, which possess antimicrobial activity. Certain compounds provided herein possess potent antibacterial, antiprotozoal, or antifungal activity. Particular compounds provided herein are also potent and/or selective inhibitors of prokaryotic DNA synthesis and prokaryotic reproduction. The invention provides anti-microbial compositions, including pharmaceutical compositions, containing one or more carrier, diluents, or excipients. The invention provides pharmaceutical compositions containing a 8-methoxy-9H-isothiazolo[5,4-b]quinoline-3,4-dione or related compound as the only active agent or containing a 8-methoxy-9H-isothiazolo[5,4-b]quinoline-3,4-dione or related compound in combination with one or more other active agent, such as one or more other antimicrobial or antifungal agent. The invention provides methods for treating or preventing microbial infections in animals by administering an effective amount of a 7-substituted-9H-isothiazolo[5,4-b]quinoline-3,4-dione or related compound to an animal suffering from or susceptible to microbial infection. The invention also provides methods of inhibiting microbial growth and survival by applying an effective amount of a 7-substituted-9H-isothiazolo[5,4-b]quinoline-3,4-diones or related compound.

BACKGROUND OF THE INVENTION

[0002] Antimicrobial compounds are compounds capable of destroying or suppressing the growth or reproduction of microorganisms, such as bacteria, protozoa, mycoplasma, yeast, and fungi. The mechanisms by which antimicrobial compounds act vary. However, they are

generally believed to function in one or more of the following ways: by inhibiting cell wall synthesis or repair; by altering cell wall permeability; by inhibiting protein synthesis; or by inhibiting synthesis of nucleic acids. For example, beta-lactam antibacterials inhibit the essential penicillin binding proteins (PBPs) in bacteria, which are responsible for cell wall synthesis. Quinolones act, at least in part, by inhibiting synthesis of DNA, thus preventing the cell from replicating.

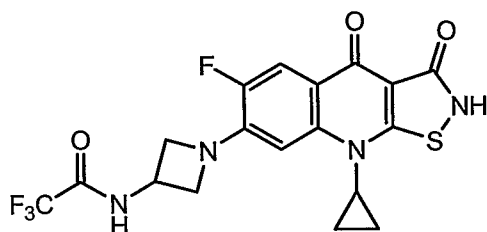
[0003] Many attempts to produce improved antimicrobials yield equivocal results. Indeed, few antimicrobials are produced that are truly clinically acceptable in terms of their spectrum of antimicrobial activity, avoidance of microbial resistance, and pharmacology. There is a continuing need for broad-spectrum antimicrobials, and a particular need for antimicrobials effective against resistant microbes.

[0004] Pathogenic bacteria are known to acquire resistance via several distinct mechanisms including inactivation of the antibiotic by bacterial enzymes (e.g., beta-lactamases that hydrolyze penicillin and cephalosporins); removal of the antibiotic using efflux pumps; modification of the target of the antibiotic via mutation and genetic recombination (e.g., penicillin-resistance in *Neisseria gonorrhea*); and acquisition of a readily transferable gene from an external source to create a resistant target (e.g., methicillin-resistance in *Staphylococcus aureus*). There are certain Gram-positive pathogens, such as vancomycin-resistant *Enterococcus faecium*, which are resistant to virtually all commercially available antibiotics.

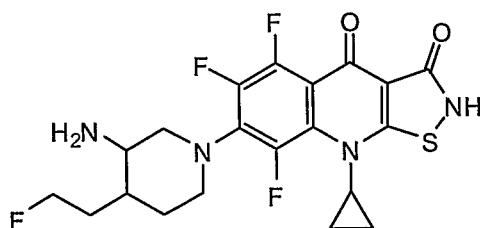
[0005] Resistant organisms of particular note include methicillin-resistant and vancomycin-resistant *Staphylococcus aureus*, penicillin-resistant *Streptococcus pneumoniae*, vancomycin-resistant enterococci, fluoroquinolone-resistant *E. coli*, cephalosporin-resistant aerobic gram-negative rods and imipenem-resistant *Pseudomonas aeruginosa*. These organisms are significant causes of nosocomial infections and are clearly associated with increasing morbidity and mortality. The increasing numbers of elderly and immunocompromised patients are particularly at risk for infection with these pathogens. Therefore, there is a large unmet medical need for the development of new antimicrobial agents. In recent years Methicillin Resistant *Staphylococcus Aureus* (MRSA) infections have become more common, particularly in institutional and hospital settings. Up to 60% of staphylococcus infections are attributable to

methicillin resistant strains in some parts of the United States. Some MRSA strains are now resistant to both Vancomycin and Gentamicin, drugs once considered the last defense against staphylococcus infections. Thus, there is a particularly urgent need for drugs effective against MRSA strains.

[0006] The utility of isothiazoloquinolines as pharmaceutical agents has been discussed in the literature. For example, Pinol, et al discussed the use of isothiazoloquinolines as medical bactericides in US Patent 5,087,621, including

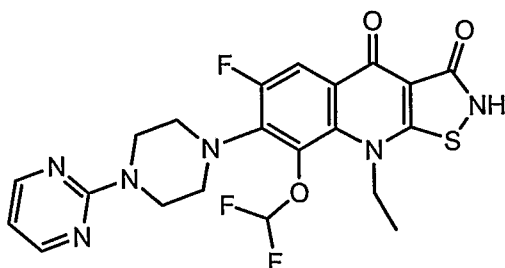


[0007] The Proctor & Gamble Company discussed antimicrobial quinolones including the following compound:



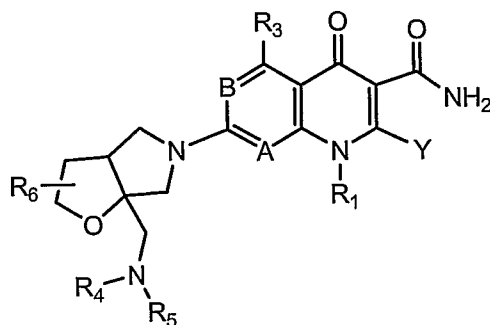
in published application no. US 2003008894.

[0008] The use of isothiazoloquinoline compounds as TNF production inhibitors has also been discussed, for example by Sankyo Co., Ltd. in JP1010149, which includes the following compound

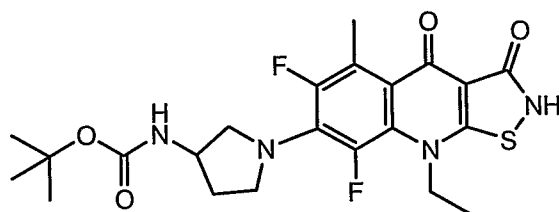


[0009] Bayer Aktiengesellschaft has discussed bicycle[3.3.0]oct-7-yl containing compounds useful for treating *H. pylori* infections in WO 98/26768, including

isothiazoloquinolines, having the general structure shown below in which Y may be sulfur joined to the carboxamide group to form a 5-membered ring



[0010] Otsuka Pharmaceutical Co., Ltd. has discussed the use of isothiazoloquinolines as antibacterial agents in JP 01193275, including the following carbamate-containing compound



[0011] Abbott Laboratories has discussed the use of isothiazoloquinolines as anti-neoplastic agents in US Patent No. 5,071,848 and has discussed the use of tricyclic quinolones as antibacterial agents in US 4,767,762. The Abbott compounds have hydrogen, halogen, or lower alkyl as substituents at the 6- and 8- positions of the isothiazoloquinoline core.

[0012] The present invention fulfills the need for drugs effective against MRSA bacterial strains, and provides further related advantages that are disclosed herein.

SUMMARY OF THE INVENTION

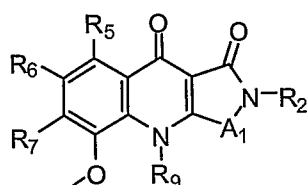
[0013] The invention provides compounds of Formula I and Formula II (shown below) and includes 8-methoxy-9H-isothiazolo[5,4-b]quinoline-3,4-diones and related compounds of Formula I and II, which possess antimicrobial activity. The invention provides compounds of Formula I and Formula II, which possess potent and/ or selective antibacterial, antiprotozoal, or antifungal activity. The invention also provides compositions containing one or more compounds of Formula I or Formula II, or a salt, solvate, or prodrug, such as an acylated prodrug of such a compound, and one or more carriers, excipients, or diluents.

[0014] The invention further comprises methods of treating and preventing microbial infections, particularly bacterial and protozoal infections by administering an effective amount of a compound of Formula I or Formula II to an animal suffering from or susceptible to a microbial infection. These microbial infections include bacterial infections, for example *E. coli* infections, *Staphylococcus* infections, including Methicillin Resistant *Staphylococcus Aureus* infections, *Salmonella* infections and protozoal infections, for example *Chlamydia* infections. The invention is particularly includes methods of preventing or treating microbial infections in mammals, including humans, but also encompasses methods of preventing or treating microbial infections in other animals, including fish, birds, reptiles, and amphibians.

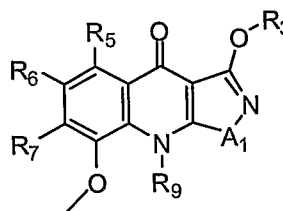
[0015] Methods of treatment include administering a compound of Formula I or Formula II as the single active agent or administering a compound of Formula I or Formula II in combination with one or more other therapeutic agent, such as an antibacterial, an antifungal, an antiviral, an interferon or other immune system modulator, an efflux-pump inhibitor, a beta-lactamase inhibitor, an anti-inflammatory, or another compound of Formula I or Formula II.

[0016] The invention also provides methods of inhibiting microbial growth and survival by applying an effective amount of an 8-methoxy-9H-isothiazolo[5,4-b]quinoline-3,4-dione or related compound. The invention includes, for example, methods of inhibiting microbial growth and survival on medical instruments or on surfaces used for food preparation by applying a composition containing a compound of Formula I or Formula II.

[0017] Thus, the invention include compounds and pharmaceutically acceptable salts of Formula I and Formula II, shown in the Detailed Description section, and includes certain preferred compounds of Formula A and B



Formula A



Formula B

[0018] Within Formula A and Formula B the variables (e.g. A₁, A₈, R₂, R₃, and R₅ to R₉) carry the definitions, which follow.

[0019] A₁ is S, O, SO, or SO₂.

[0020] R₂ is hydrogen.

[0021] Or, R₂ is C₁-C₈alkyl, C₂-C₆alkenyl, C₂-C₆alkynyl, (C₃-C₇cycloalkyl)C₀-C₄carbohydryl, (C₄-C₇cycloalkenyl)C₀-C₄carbohydryl, (aryl)C₀-C₄carbohydryl, or (C₂-C₆heterocycloalkyl)C₀-C₄carbohydryl, each of which is substituted with 0 to 5 substituents independently chosen from halogen, hydroxy, amino, cyano, nitro, C₁-C₄alkyl, C₁-C₄alkoxy, C₁-C₂haloalkyl, C₁-C₂haloalkoxy, mono- and di-C₁-C₄alkylamino, C₂-C₄alkanoyl, C₁-C₄alkylthio, =NOR₁₀, =NR₁₀, -O(C=O)R₁₀, -(C=O)NR₁₀R₁₁, -O(C=O)NR₁₀R₁₁, -(C=O)OR₁₀, -(C=O)NR₁₀OR₁₁, -NR₁₀(C=O)R₁₁, -NR₁₀(C=O)OR₁₁, -NR₁₀(C=O)NR₁₁R₁₂, -NR₁₀(C=S)NR₁₁R₁₂, -NR₁₀NR₁₁R₁₂, -SO₃R₁₀, -(S=O)OR₁₀, -SO₂R₁₃, -SO₂NR₁₀R₁₁, and -NR₁₀SO₂R₁₃; where R₁₀, R₁₁, and R₁₂ are independently hydrogen, C₁-C₄alkyl, or aryl, and R₁₃ is C₁-C₄alkyl or aryl.

[0022] R₃ is hydrogen, C₁-C₆alkyl, C₂-C₆alkanoyl, mono- or di-C₁-C₆alkylcarbamate, or C₁-C₆alkylsulfonate; each of which is substituted with 0 to 3 substituents independently chosen from halogen, hydroxy, amino, cyano, nitro, C₁-C₄alkoxy, mono- and di-C₁-C₄alkylamino, C₁-C₂haloalkyl, and C₁-C₂haloalkoxy.

[0023] R₅ is hydrogen, halogen, hydroxy, amino, cyano, nitro, or -NHNH₂, or R₅ is C₁-C₄alkyl, C₁-C₄alkoxy, mono- or di-(C₁-C₄alkyl)amino, mono-, di- or tri-C₁-C₄alkylhydrazinyl, C₂-C₄alkanoyl, C₁-C₄alkylester, C₁-C₂haloalkyl, or C₁-C₂haloalkoxy; each of which is substituted with 0 to 3 substituents independently chosen from hydroxy, amino, halogen, oxo, C₁-C₄alkoxy, C₁-C₂haloalkyl, C₁-C₂haloalkoxy, and mono- and di-C₁-C₄alkylamino.

[0024] R₆ is hydrogen, halogen, hydroxy, amino, cyano, C₁-C₄alkyl, C₁-C₄alkoxy, mono- or di-(C₁-C₄alkyl)amino, -SO₃R₁₀, -SO₂R₁₀, or -SO₂NR₁₀R₁₁.

[0025] R₇ is a nitrogen-linked heterocycloalkyl group, which has 4 to 8 ring members, including 0, 1, or 2 additional ring heteroatoms independently chosen from N, O, and S.

[0026] Or, R₇ is a nitrogen-linked C₁-C₄alkylamino substituted with a 5 or 6-membered heteroaryl group having 1 or 2 heteroatoms independently chosen from N, O, and S, or substituted with a heterocycloalkyl group, which has 4 to 8 ring members, including 1 or 2 ring heteroatoms independently chosen from N, O, and S.

[0027] Or, R₇ is a nitrogen-linked heterocycloalkyl or heterocycloalkenyl group, each of which has 4 to 8 ring members, including 0, 1, or 2 additional ring heteroatoms independently chosen from N, O, and S, forming part of a bicyclic system with a 3- to 8-membered cycloalkyl or heterocycloalkyl ring in fused or spiro orientation.

[0028] Or, R₇ is a nitrogen-linked 6-membered heterocycloalkyl group, 0, 1 or 2 additional ring heteroatoms independently chosen from N, O, and S, and bridged with a methylene or ethylene bridge.

[0029] Each of which R₇ is substituted with 0 or 1 or more substituents independently chosen from (a) and 0 or 1 substituents chosen from (b); wherein

(a) is chosen from halogen, hydroxy, amino, nitro, C₁-C₄alkyl, C₁-C₄alkoxy, C₁-C₂haloalkyl, and C₁-C₂haloalkoxy, and

(b) is oxo, amino, cyano, hydroxyC₁-C₄alkyl, aminoC₁-C₄alkyl, C₁-C₆alkylthio, C₂-C₆alkanoyl, (mono- or di-C₁-C₄alkyl)aminoC₀-C₄alkyl, (C₃-C₇cycloalkyl)C₀-C₄alkyl, (C₃-C₇cycloalkylamino)C₀-C₄alkyl, (C₃-C₇cycloalkyl)(C₁-C₄alkyl)aminoC₀-C₄alkyl, (heterocycloalkyl)C₀-C₄alkyl, or (aryl)C₀-C₄alkyl, where each of (b) other than oxo and cyano is substituted with 0 to 2 substituents independently chosen from halogen, hydroxy, amino, cyano, nitro, oxo, -COOH, -CONH₂, C₁-C₄alkyl, C₂-C₄alkenyl, C₂-C₄alkynyl, C₁-C₄alkoxy, mono- and di-(C₁-C₄alkyl)amino, C₁-C₂haloalkyl, and C₁-C₂haloalkoxy.

[0030] R₉ is C₁-C₈alkyl, (C₃-C₇cycloalkyl)C₀-C₄alkyl, or phenyl, each of which is substituted with 0 to 3 substituents independently chosen from halogen, hydroxy, amino, cyano, nitro, -COOH, -CONH₂, C₁-C₄alkyl, C₂-C₄alkenyl, C₂-C₄alkynyl, C₁-C₄alkoxy, (C₃-C₇cycloalkyl)C₀-C₄alkyl, (C₃-C₇cycloalkyl)C₀-C₄alkoxy, mono- and di-(C₁-C₄alkyl)amino, C₁-C₂haloalkyl, C₁-C₂haloalkoxy, and C₂-C₄alkanoyl.

DETAILED DESCRIPTION OF THE INVENTION

CHEMICAL DESCRIPTION AND TERMINOLOGY

[0031] Prior to setting forth the invention in detail, it may be helpful to provide definitions of certain terms to be used herein. Compounds of the present invention are generally described using standard nomenclature.

[0032] In certain situations, the compounds of Formula I and Formula II may contain one or more asymmetric elements such as stereogenic centers, stereogenic axes and the like, e.g. asymmetric carbon atoms, so that the compounds can exist in different stereoisomeric forms. These compounds can be, for example, racemates or optically active forms. For compounds with two or more asymmetric elements, these compounds can additionally be mixtures of diastereomers. For compounds having asymmetric centers, it should be understood that all of the optical isomers and mixtures thereof are encompassed. In addition, compounds with carbon-carbon double bonds may occur in Z- and E-forms, with all isomeric forms of the compounds being included in the present invention. In these situations, the single enantiomers, i.e., optically active forms can be obtained by asymmetric synthesis, synthesis from optically pure precursors, or by resolution of the racemates. Resolution of the racemates can also be accomplished, for example, by conventional methods such as crystallization in the presence of a resolving agent, or chromatography, using, for example a chiral HPLC column.

[0033] Where a compound exists in various tautomeric forms, the invention is not limited to any one of the specific tautomers, but rather includes all tautomeric forms.

[0034] The present invention is intended to include all isotopes of atoms occurring in the present compounds. Isotopes include those atoms having the same atomic number but different mass numbers. By way of general example, and without limitation, isotopes of hydrogen include tritium and deuterium and isotopes of carbon include ^{11}C , ^{13}C , and ^{14}C .

[0035] Certain compounds are described herein using a general formula that includes variables, e.g. A_1 , R_2 , R_3 , R_5 , R_6 , R_7 , A_8 , and R_9 . Unless otherwise specified, each variable within such a formula is defined independently of other variables. Thus, if a group is said to be substituted, e.g. with 0-2 R^* , then said group may be substituted with up to two R^* groups and R^* at each occurrence is selected independently from the definition of R^* . Also, combinations of substituents and/or variables are permissible only if such combinations result in stable compounds. When a group is substituted by an "oxo" substituent a carbonyl bond replaces two hydrogen atoms on a carbon. An "oxo" substituent on an aromatic group or heteroaromatic group destroys the aromatic character of that group, e.g. a pyridyl substituted with oxo is a pyridone.

[0036] The term “substituted,” as used herein, means that any one or more hydrogens on the designated atom or group is replaced with a selection from the indicated group, provided that the designated atom's normal valence is not exceeded. When a substituent is oxo (i.e., =O), then 2 hydrogens on the atom are replaced. Combinations of substituents and/or variables are permissible only if such combinations result in stable compounds or useful synthetic intermediates. A stable compound or stable structure is meant to imply a compound that is sufficiently robust to survive isolation from a reaction mixture, and subsequent formulation into an effective therapeutic agent. Unless otherwise specified substituents are named into the core structure. For example, it is to be understood that when (cycloalkyl)alkyl is listed as a possible substituent the point of attachment of this substituent to the core structure is in the alkyl portion.

[0037] The exception to naming substituents into the ring is when the substituted is listed with a dash (“-”) or double bond (“=”) that is not between two letters or symbols. In that case the dash or double bond symbol is used to indicate a point of attachment for a substituent. For example, -CONH₂ is attached through the carbon atom.

[0038] As used herein, “alkyl” is intended to include both branched and straight-chain saturated aliphatic hydrocarbon groups, having the specified number of carbon atoms. Thus, the term C₁-C₆ alkyl as used herein includes alkyl groups having from 1 to about 6 carbon atoms. When C₀-C_n alkyl is used herein in conjunction with another group, for example, (aryl)C₀-C₄ alkyl, the indicated group, in this case aryl, is either directly bound by a single covalent bond (C₀), or attached by an alkyl chain having the specified number of carbon atoms, in this case from 1 to about 4 carbon atoms. Examples of alkyl include, but are not limited to, methyl, ethyl, n-propyl, isopropyl, n-butyl, t-butyl, n-pentyl, and sec-pentyl.

[0039] “Alkenyl” as used herein, indicates a hydrocarbon chain of either a straight or branched configuration having one or more carbon-carbon double bond bonds, which may occur at any stable point along the chain. Examples of alkenyl groups include ethenyl and propenyl.

[0040] “Alkynyl” as used herein, indicates a hydrocarbon chain of either a straight or branched configuration having one or more triple carbon-carbon bonds that may occur in any stable point along the chain, such as ethynyl and propynyl.

[0041] “Alkoxy” represents an alkyl group as defined above with the indicated number of

carbon atoms attached through an oxygen bridge. Examples of alkoxy include, but are not limited to, methoxy, ethoxy, n-propoxy, i-propoxy, n-butoxy, 2-butoxy, t-butoxy, n-pentoxy, 2-pentoxy, 3-pentoxy, isopentoxy, neopentoxy, n-hexoxy, 2-hexoxy, 3-hexoxy, and 3-methylpentoxy. An “(alkoxy)alkyl group is an alkoxy group as defined herein attached through its oxygen atom to an alkyl bridge where the point of attachment to the substituted group is in the alkyl group.

[0042] “Alkanoyl” indicates an alkyl group as defined above, attached through a keto $-(C=O)-$ bridge. Alkanoyl groups have the indicated number of carbon atoms, with the carbon of the keto group being included in the numbered carbon atoms. For example a C_2 alkanoyl group is an acetyl group having the formula $CH_3(C=O)-$.

[0043] As used herein, the terms “mono- or di-alkylamino” and “mono- and di-alkylamino” indicate secondary or tertiary alkyl amino groups, wherein the alkyl groups are as defined above and have the indicated number of carbon atoms. The point of attachment of the alkylamino group is on the nitrogen. Examples of mono- and di-alkylamino groups include ethylamino, dimethylamino, and methyl-propyl-amino. A mono- or di- $(C_3-C_6\text{alkyl})(C_0-C_4\text{alkyl})$ amino group is an alkyl amino substituent in which a first alkyl group is chosen from $C_3-C_6\text{alkyl}$ and an second alkyl group is chosen from $C_0-C_4\text{alkyl}$, wherein C_0 indicates the absence of a second alkyl group, i.e. a mono- $C_3-C_6\text{alkylamino}$.

[0044] The term “mono- or di-alkylcarbamate” indicates 1 or 2 independently chosen alkyl groups, as define above, attached through a carbamate $(-O(C=O)NRR)$ linkage where R represents the alkyl groups. Mono-alkylcarbamate groups have the formula $(-O(C=O)NHR)$.

[0045] The term “alkylester” indicates an alkyl group as define above attached through an ester linkage. The ester linkage may be in either orientation, e.g. a group of the formula $-O(C=O)\text{alkyl}$ or a group of the formula $-(C=O)O\text{alkyl}$.

[0046] The term “mono-, di-, or tri-alkylhydrazinyl” indicates from 1 to 3 independently chosen alkyl groups as defined above attached through a single-bonded nitrogen-nitrogen linkage. At least one of the alkyl groups is attached to the terminal nitrogen (the nitrogen not bound to the core structure). When the term mono- or di-alkylhydrazinyl is used only the terminal nitrogen is alkyl substituted. Examples of alkylhydrazinyl groups include 2-butyl-1-

hydrazinyl, 2-butyl-2-methyl-1-hydrazinyl, and 1,2-dimethyl-2-propyl-1-hydrazinyl.

[0047] The term “alkylsulfonate” indicates an alkyl group as defined above attached through a sulfonate linkage (e.g. a group of the $-S(=O)_2O$ -alkyl).

[0048] The term “alkylthio” indicates an alkyl group as defined above attached through a sulfur linkage, i.e. a group of the formula alkyl-S-. Examples include ethylthio and pentylthio.

[0049] As used herein, the term “aminoalkyl” indicates an alkyl group as defined above substituted with at least one amino substituent. Similarly, the term “hydroxyalkyl” indicates an alkyl group as defined above, substituted with at least one hydroxyl substituent. In certain instances the alkyl group of the aminoalkyl or hydroxyalkyl group may be further substituted.

[0050] As used herein, the term “aryl” indicates aromatic groups containing only carbon in the aromatic ring or rings. Typical aryl groups contain 1 to 3 separate, fused, or pendant rings and from 6 to about 18 ring atoms, without heteroatoms as ring members. When indicated, such aryl groups may be further substituted with carbon or non-carbon atoms or groups. Such substitution may include fusion to a 5 to 7-membered saturated cyclic group that optionally contains 1 or 2 heteroatoms independently chosen from N, O, and S, to form, for example, a 3,4-methylenedioxy-phenyl group. Aryl groups include, for example, phenyl, naphthyl, including 1-naphthyl and 2-naphthyl, and bi-phenyl.

[0051] In the term “(aryl)alkyl,” aryl and alkyl are as defined above, and the point of attachment is on the alkyl group. This term encompasses, but is not limited to, benzyl, phenylethyl, and piperonyl. Likewise, in the term (aryl)carbohydrl, aryl and carbohydrl are as defined above and the point of attachment is on the carbohydrl group, for example a phenylpropen-1-yl group. Similarly, in the term (aryl)alkoxy, aryl and alkoxy are as defined above and the point of attachment is through the oxygen atom of the alkoxy group; if the alkoxy is a C₀alkoxy the aryl is attached through an oxygen bridge.

[0052] “Carbohydrl” as used herein, includes both branched and straight-chain hydrocarbon groups, which are saturated or unsaturated, having the specified number of carbon atoms. When C₀-C_ncarbohydrl is used herein in conjunction with another group, for example, (cycloalkyl)C₀-C₄carbohydrl, the indicated group, in this case cycloalkyl, is either directly bound by a single covalent bond (C₀), or attached by a carbohydrl chain, such as an alkyl chain,

having the specified number of carbon atoms, in this case from 1 to about 4 carbon atoms.

Examples of carbohydriyl groups include C₁-C₆alkyl, such as methyl, or 5-butyl, C₂-C₆alkynyl such and hexynyl, and C₂-C₆ alkenyl, such as 1-propenyl.

[0053] "Cycloalkyl" as used herein, indicates a saturated hydrocarbon ring group, having only carbon ring atoms and having the specified number of carbon atoms, usually from 3 to about 8 ring carbon atoms, or from 3 to about 7 carbon atoms. Examples of cycloalkyl groups include cyclopropyl, cyclobutyl, cyclopentyl, or cyclohexyl as well as bridged or caged saturated ring groups such as norborane or adamantane.

[0054] "Cycloalkenyl" as used herein, indicates an unsaturated, but not aromatic, hydrocarbon ring having at least one carbon-carbon double bond. Cycloalkenyl groups contain from 4 to about 8 carbon atoms, usually from 4 to about 7 carbon atoms. Examples include cyclohexenyl and cyclobutenyl.

[0055] In the terms "(cycloalkyl)alkyl," "(cycloalkyl)carbohydriyl," and "(cycloalkyl)alkoxy" the terms cycloalkyl, alkyl, carbohydriyl, and alkoxy are as defined above, and the point of attachment is on the alkyl, carbohydriyl, or alkoxy group respectively. These terms include examples such as cyclopropylmethyl, cyclohexylmethyl, cyclohexylpropenyl, and cyclopentylethyloxy.

[0056] In the terms "(cycloalkenyl)alkyl" and "(cycloalkenyl)carbohydriyl" the terms cycloalkenyl, alkyl, and carbohydriyl are as defined above, and the point of attachment is on the alkyl or carbohydriyl group respectively. These terms include examples such as cyclobutenylmethyl, cyclohexenylmethyl, and cyclohexylpropenyl.

[0057] "Haloalkyl" indicates both branched and straight-chain saturated aliphatic hydrocarbon groups having the specified number of carbon atoms, substituted with 1 or more halogen atoms, generally up to the maximum allowable number of halogen atoms. Examples of haloalkyl include, but are not limited to, trifluoromethyl, difluoromethyl, 2-fluoroethyl, and penta-fluoroethyl.

[0058] "Haloalkoxy" indicates a haloalkyl group as defined above attached through an oxygen bridge.

[0059] "Halo" or "halogen" as used herein refers to fluoro, chloro, bromo, or iodo.

[0060] As used herein, "heteroaryl" indicates a stable 5- to 7-membered monocyclic or 7- to 10- membered bicyclic heterocyclic ring which contains at least 1 aromatic ring that contains from 1 to 4, or preferably from 1 to 3, heteroatoms chosen from N, O, and S, with remaining ring atoms being carbon. When the total number of S and O atoms in the heteroaryl group exceeds 1, these heteroatoms are not adjacent to one another. It is preferred that the total number of S and O atoms in the heteroaryl group is not more than 2. It is particularly preferred that the total number of S and O atoms in the heteroaryl group is not more than 1. A nitrogen atom in a heteroaryl group may optionally be quaternized. When indicated, such heteroaryl groups may be further substituted with carbon or non-carbon atoms or groups. Such substitution may include fusion to a 5 to 7-membered saturated cyclic group that optionally contains 1 or 2 heteroatoms independently chosen from N, O, and S, to form, for example, a [1,3]dioxolo[4,5-c]pyridyl group. Examples of heteroaryl groups include, but are not limited to, pyridyl, indolyl, pyrimidinyl, pyridizynyl, pyrazinyl, imidazolyl, oxazolyl, furanyl, thiophenyl, thiazolyl, triazolyl, tetrazolyl, isoxazolyl, quinolinyl, pyrrolyl, pyrazolyl, benz[b]thiophenyl, isoquinolinyl, quinazolinyl, quinoxalinyl, thienyl, isoindolyl, and 5,6,7,8-tetrahydroisoquinoline.

[0061] In the terms "(heteroaryl)alkyl" and "(heteroaryl)carbohydrl," heteroaryl, alkyl, and carbohydrl are as defined above, and the point of attachment is on the alkyl or carbohydrl group respectively. These terms include such examples as pyridylmethyl, thiophenylmethyl, and (pyrrolyl)1-ethyl.

[0062] The term "heterocycloalkyl" indicates a saturated cyclic group containing from 1 to about 3 heteroatoms chosen from N, O, and S, with remaining ring atoms being carbon. Heterocycloalkyl groups have from 3 to about 8 ring atoms, and more typically have from 5 to 7 ring atoms. Examples of heterocycloalkyl groups include morpholinyl, piperazinyl, piperidinyl, and pyrrolidinyl groups. A nitrogen in a heterocycloalkyl group may optionally be quaternized.

[0063] The term "heterocyclic group" indicates a 5-6 membered saturated, partially unsaturated, or aromatic ring containing from 1 to about 4 heteroatoms chosen from N, O, and S, with remaining ring atoms being carbon or a 7-10 membered bicyclic saturated, partially unsaturated, or aromatic heterocyclic ring system containing at least 1 heteroatom in the two ring system chosen from N, O, and S and containing up to about 4 heteroatoms independently chosen

from N, O, and S in each ring of the two ring system. Unless otherwise indicated, the heterocyclic ring may be attached to its pendant group at any heteroatom or carbon atom that results in a stable structure. When indicated the heterocyclic rings described herein may be substituted on carbon or on a nitrogen atom if the resulting compound is stable. A nitrogen atom in the heterocycle may optionally be quaternized. It is preferred that the total number of heteroatoms in a heterocyclic groups is not more than 4 and that the total number of S and O atoms in a heterocyclic group is not more than 2, more preferably not more than 1. Examples of heterocyclic groups include, pyridyl, indolyl, pyrimidinyl, pyridizinyl, pyrazinyl, imidazolyl, oxazolyl, furanyl, thiophenyl, thiazolyl, triazolyl, tetrazolyl, isoxazolyl, quinolinyl, pyrrolyl, pyrazolyl, benz[b]thiophenyl, isoquinolinyl, quinazolinyl, quinoxalinyl, thienyl, isoindolyl, dihydroisoindolyl, 5,6,7,8-tetrahydroisoquinoline, pyridinyl, pyrimidinyl, furanyl, thienyl, pyrrolyl, pyrazolyl, pyrrolidinyl, morpholinyl, piperazinyl, piperidinyl, and pyrrolidinyl.

[0064] Additional examples heterocyclic groups include, but are not limited to, phthalazinyl, oxazolyl, indolizinyl, indazolyl, benzothiazolyl, benzimidazolyl, benzofuranyl, benzoisoxolyl, dihydro-benzodioxinyl, oxadiazolyl, thiadiazolyl, triazolyl, tetrazolyl, oxazolopyridinyl, imidazopyridinyl, isothiazolyl, naphthyridinyl, cinnolinyl, carbazolyl, beta-carbolinyl, isochromanyl, chromanonyl, chromanyl, tetrahydroisoquinolinyl, isoindolinyl, isobenzotetrahydrofuranlyl, isobenzotetrahydrothienyl, isobenzothienyl, benzoxazolyl, pyridopyridinyl, benzotetrahydrofuranlyl, benzotetrahydrothienyl, purinyl, benzodioxolyl, triazinyl, phenoxazinyl, phenothiazinyl, 5 pteridinyl, benzothiazolyl, imidazopyridinyl, imidazothiazolyl, dihydrobenzisoxazinyl, benzisoxazinyl, benzoxazinyl, dihydrobenzisothiazinyl, benzopyranyl, benzothiopyranyl, coumarinyl, isocoumarinyl, chromanyl, tetrahydroquinolinyl, dihydroquinolinyl, dihydroquinolinonyl, dihydroisoquinolinonyl, dihydrocoumarinyl, dihydroisocoumarinyl, isoindolinonyl, benzodioxanyl, benzoxazolinonyl, pyrrolyl N-oxide, pyrirmidinyl N-oxide, pyridazinyl N-oxide, pyrazinyl N-oxide, quinolinyl N-oxide, indolyl N-oxide, indolinyl N oxide, isoquinolyl N-oxide, quinazolinyl N-oxide, quinoxalinyl N-oxide, phthalazinyl N-oxide, imidazolyl N-oxide, isoxazolyl N-oxide, oxazolyl N-oxide, thiazolyl N-oxide, indolizinyl N oxide, indazolyl N-oxide, benzothiazolyl N-oxide, benzimidazolyl N-oxide, pyrrolyl N-oxide, oxadiazolyl N-oxide, thiadiazolyl N-oxide, tetrazolyl N-oxide,

benzothiopyranyl S-oxide, and benzothiopyranyl S,S-dioxide.

[0065] As used herein “Active agents” are compounds that have pharmaceutical utility, e.g. may be used to treat a patient suffering from a disease or condition, or may be used prophylactically to prevent the onset of a disease or condition in a patient, or that may be used to enhance the pharmaceutical activity of other compounds.

[0066] “Pharmaceutical compositions” are compositions comprising at least one active agent, such as a compound or salt of Formula I or Formula II, and at least one other substance, such as a carrier, excipient, or diluent. Pharmaceutical compositions meet the U.S. FDA’s GMP (good manufacturing practice) standards for human or non-human drugs.

[0067] “Salts” of the compounds of the present invention include inorganic and organic acid and base addition salts. The salts of the present compounds can be synthesized from a parent compound that contains a basic or acidic moiety by conventional chemical methods. Generally, such salts can be prepared by reacting free acid forms of these compounds with a stoichiometric amount of the appropriate base (such as Na, Ca, Mg, or K hydroxide, carbonate, bicarbonate, or the like), or by reacting free base forms of these compounds with a stoichiometric amount of the appropriate acid. Such reactions are typically carried out in water or in an organic solvent, or in a mixture of the two. Generally, non-aqueous media like ether, ethyl acetate, ethanol, isopropanol, or acetonitrile are preferred, where practicable. Salts of the present compounds further include solvates of the compounds and of the compound salts.

[0068] “Pharmaceutically acceptable salts” include derivatives of the disclosed compounds wherein the parent compound is modified by making non-toxic acid or base salts thereof, and further refers to pharmaceutically acceptable solvates of such compounds and such salts. Examples of pharmaceutically acceptable salts include, but are not limited to, mineral or organic acid salts of basic residues such as amines; alkali or organic salts of acidic residues such as carboxylic acids; and the like. The pharmaceutically acceptable salts include the conventional non-toxic salts and the quaternary ammonium salts of the parent compound formed, for example, from non-toxic inorganic or organic acids. For example, conventional non-toxic acid salts include those derived from inorganic acids such as hydrochloric, hydrobromic, sulfuric, sulfamic, phosphoric, nitric and the like; and the salts prepared from organic acids such as acetic,

propionic, succinic, glycolic, stearic, lactic, malic, tartaric, citric, ascorbic, pantoic, maleic, hydroxymaleic, phenylacetic, glutamic, benzoic, salicylic, mesylic, esylic, besylic, sulfanilic, 2-acetoxybenzoic, fumaric, toluenesulfonic, methanesulfonic, ethane disulfonic, oxalic, isethionic, $\text{HOOC}-(\text{CH}_2)_n-\text{COOH}$ where n is 0-4, and the like. Lists of additional suitable salts may be found, e.g., in *Remington's Pharmaceutical Sciences*, 17th ed., Mack Publishing Company, Easton, Pa., p. 1418 (1985).

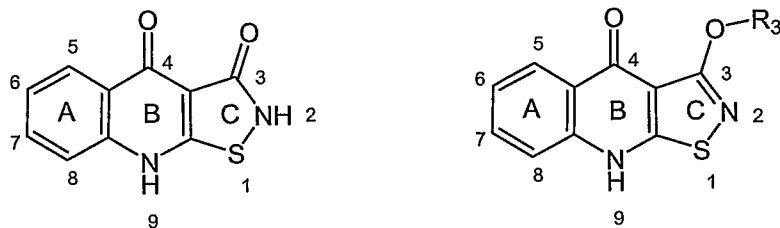
[0069] The term "prodrugs" includes any compounds that become compounds of Formula I when administered to a mammalian subject, e.g., upon metabolic processing of the prodrug. Examples of prodrugs include, but are not limited to, acetate, formate and benzoate and like derivatives of functional groups (such as alcohol or amine groups) in the compounds of Formula I and Formula II.

[0070] The term "therapeutically effective amount" of a compound of this invention means an amount effective, when administered to a human or non-human patient, to provide a therapeutic benefit such as an amelioration of symptoms, e.g., an amount effective to decrease the symptoms of a microbial infection, and or an amount sufficient to reduce the symptoms of a bacterial, fungal, or protozoal infection. In certain circumstances a patient suffering from a microbial infection may not present symptoms of being infected. Thus a therapeutically effective amount of a compound is also an amount sufficient to prevent a significant increase or significantly reduce the detectable level of microorganism or antibodies against the microorganism in the patient's blood, serum, other bodily fluids, or tissues. The invention also includes using compounds of Formula I and Formula II in prophylactic therapies. In the context of prophylactic or preventative treatment a "therapeutically effective amount" is an amount sufficient to significantly decrease the treated animal's risk of contracting a microorganism infection. A significant reduction is any detectable negative change that is statistically significant, for example statistical significance can be measured in a standard parametric test of statistical significance such as Student's T-test, where $p < 0.05$.

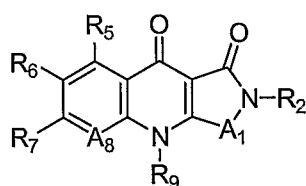
ANTIMICROBIAL COMPOUNDS

[0071] For the purposes of this document, the following numbering system will apply to

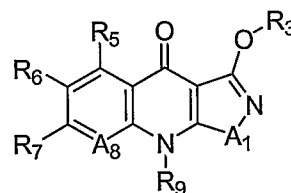
the core 9H-isothiazolo[5,4-b]quinoline-3,4-dione (when A_1 = sulfur) structure or core 9H-isoxazolo[5,4-b]quinoline-3,4-dione (when A_1 = oxygen) structure. The numbers 1 through 9 refer specifically to positions within the tricyclic ring system whereas the letters A, B and C refer to the specific six (rings A and B) or five (ring C) member rings as shown below.



[0072] In addition to the compounds of Formula A and Formula B, described above the invention also includes compounds of Formula I and Formula II and the pharmaceutically acceptable salts thereof, in which the 8-position of the tricyclic structure is not required to be an aromatic carbon atom substituted with a methoxy, but is A_8 .



Formula I



Formula II

[0073] Within Formula I and Formula II, A_8 is a nitrogen atom or CR_8 and R_8 is hydrogen, halogen, hydroxy, amino, cyano, nitro, or $-NHNH_2$, or R_8 is C_1 - C_4 alkyl, C_1 - C_4 alkoxy, mono- or di- $(C_1$ - C_4 alkyl)amino, mono-, di-, or tri- C_1 - C_4 alkylhydrazinyl, C_2 - C_4 alkanoyl, C_1 - C_4 alkylester, C_1 - C_2 haloalkyl, or C_1 - C_2 haloalkoxy; each of which is substituted with 0 to 3 substituents independently chosen from hydroxy, amino, halogen, oxo, C_1 - C_4 alkoxy, C_1 - C_2 haloalkyl, C_1 - C_2 haloalkoxy, and mono- and di- C_1 - C_4 alkylamino. Thus compounds of Formula A and B are preferred compounds of Formula I and Formula II in which A_8 is CR_8 and R_8 is methoxy. At each occasion "Formula I and/or Formula II" includes compounds of Formula A and Formula B.

[0074] The variables A_1 , A_8 , and R_1 to R_9 carry the definitions which follow.

[0075] A_1 is S, O, SO, or SO_2 .

[0076] R_2 is hydrogen, or R_2 is C_1 - C_8 alkyl, C_2 - C_6 alkenyl, C_2 - C_6 alkynyl, (C_3 - C_7 cycloalkyl) C_0 - C_4 carbohydryl, (C_4 - C_7 cycloalkenyl) C_0 - C_4 carbohydryl, (aryl) C_0 - C_4 carbohydryl, or (C_2 - C_6 heterocycloalkyl) C_0 - C_4 carbohydryl, each of which is substituted with 0 to 5 substituents independently chosen from halogen, hydroxy, amino, cyano, nitro, C_1 - C_4 alkyl, C_1 - C_4 alkoxy, C_1 - C_2 haloalkyl, C_1 - C_2 haloalkoxy, mono- and di- C_1 - C_4 alkylamino, C_2 - C_4 alkanoyl, C_1 - C_4 alkylthio, $=NOR_{10}$, $=NR_{10}$, $-O(C=O)R_{10}$, $-(C=O)NR_{10}R_{11}$, $-O(C=O)NR_{10}R_{11}$, $-(C=O)OR_{10}$, $-(C=O)NR_{10}OR_{11}$, $-NR_{10}(C=O)R_{11}$, $-NR_{10}(C=O)OR_{11}$, $-NR_{10}(C=O)NR_{11}R_{12}$, $-NR_{10}(C=S)NR_{11}R_{12}$, $-NR_{10}NR_{11}R_{12}$, $-SO_3R_{10}$, $-(S=O)OR_{10}$, $-SO_2R_{13}$, $-SO_2NR_{10}R_{11}$, and $-NR_{10}SO_2R_{13}$; where R_{10} , R_{11} , and R_{12} are independently hydrogen, C_1 - C_4 alkyl, or aryl, and R_{13} is C_1 - C_4 alkyl or aryl.

[0077] R_3 is hydrogen, C_1 - C_6 alkyl, C_2 - C_6 alkanoyl, mono- or di- C_1 - C_6 alkylcarbamate, or C_1 - C_6 alkylsulfonate; each of which is substituted with 0 to 3 substituents independently chosen from halogen, hydroxy, amino, cyano, nitro, C_1 - C_4 alkoxy, mono- and di- C_1 - C_4 alkylamino, C_1 - C_2 haloalkyl, and C_1 - C_2 haloalkoxy.

[0078] R_5 is hydrogen, halogen, hydroxy, amino, cyano, nitro, or $-NHNH_2$, or R_5 is C_1 - C_4 alkyl, C_1 - C_4 alkoxy, mono- or di- $(C_1$ - C_4 alkyl)amino, mono-, di- or tri- C_1 - C_4 alkylhydrazinyl, C_2 - C_4 alkanoyl, C_1 - C_4 alkylester, C_1 - C_2 haloalkyl, or C_1 - C_2 haloalkoxy; each of which is substituted with 0 to 3 substituents independently chosen from hydroxy, amino, halogen, oxo, C_1 - C_4 alkoxy, C_1 - C_2 haloalkyl, C_1 - C_2 haloalkoxy, and mono- and di- C_1 - C_4 alkylamino.

[0079] R_6 is hydrogen, halogen, hydroxy, amino, cyano, C_1 - C_4 alkyl, C_1 - C_4 alkoxy, mono- or di- $(C_1$ - C_4 alkyl)amino, $-SO_3R_{10}$, $-SO_2R_{10}$, or $-SO_2NR_{10}R_{11}$.

[0080] R_7 is a nitrogen-linked heterocycloalkyl or heterocycloalkenyl group, each of which has 4 to 8 ring members, including 0, 1 or 2 additional ring heteroatoms independently chosen from N, O, and S, each of which heterocycloalkyl or heterocycloalkenyl group is substituted with at least one group (ii) and is substituted with 0 or 1 or more of (i) and (iii).

[0081] Or, R_7 is a nitrogen-linked C_1 - C_4 alkylamino substituted with a 5 or 6-membered heteroaryl group having 1 or 2 heteroatoms independently chosen from N, O, and S, or substituted with a heterocycloalkyl group or heterocycloalkenyl group, each of which has 4 to 8 ring members, including 1 or 2 ring heteroatoms independently chosen from N, O, and S, each of

which heteroaryl, heterocycloalkyl, or heterocycloalkenyl group is substituted with 0 or 1 or more substituents independently chosen from (i), (ii), and (iii).

[0082] Or, R_7 is a nitrogen-linked heterocycloalkyl or heterocycloalkenyl group, each of which has 4 to 8 ring members, including 0, 1, or 2 additional ring heteroatoms independently chosen from N, O, and S, which heterocycloalkyl or heterocycloalkenyl groups forms part of a bicyclic system with a 3- to 8-membered carbocyclic or heterocyclic ring in fused or spiro orientation, and is substituted with 0 or 1 or more substituents independently chosen from (i), (ii), and (iii), wherein R_7 is not 5H-furo[2,3-c]pyrrol-5-yl].

[0083] Or, R_7 is a nitrogen-linked heterocycloalkyl group, having 5 to 8 ring members, including 0, 1 or 2 additional ring heteroatoms independently chosen from N, O, and S, and bridged with a methylene or ethylene bridge, with the proviso that when R_7 is a 2,5 methylene bridged piperazine it is substituted with at least one group (ii) or (iii).

[0084] Where:

(i) is chosen from halogen, hydroxy, amino, nitro, C_1 - C_2 alkyl, hydroxy C_1 - C_2 alkyl, amino C_1 - C_2 alkyl, mono- and di- $(C_1$ - $C_2)$ alkylamino, and $-CH_2CH_2F$,

(ii) is chosen from oxo, cyano, C_3 - C_6 alkyl, C_2 - C_6 alkenyl, C_2 - C_6 alkynyl, $(C_1$ - C_6 alkoxy) C_0 - C_4 alkyl, mono- and di- $(C_3$ - C_6 alkyl)(C_0 - C_4 alkyl)amino, di- $(C_1$ - C_4 alkyl)amino C_1 - C_4 alkyl, mono- and di-alkylamino(branched C_2 - C_4 alkyl), $(C_3$ - C_7 cycloalkylamino) C_1 - C_4 alkyl, C_1 - C_2 haloalkyl other than $-CH_2CH_2F$, C_1 - C_2 haloalkoxy, $(C_3$ - C_7 cycloalkyl) C_0 - C_4 carbohydrl, $(C_3$ - C_7 cycloalkyl) C_0 - C_4 carbohydrl-O-, $(C_4$ - C_7 cycloalkenyl) C_0 - C_4 carbohydrl, (aryl) C_0 - C_6 carbohydrl, (aryl) C_1 - C_4 alkoxy, $(C_2$ - C_6 heterocycloalkyl) C_0 - C_4 carbohydrl, (heteroaryl) C_0 - C_6 carbohydrl other than unsubstituted pyrimidin-2-yl, C_1 - C_6 alkylthio, $=NR_{10}$, $-(C_0$ - C_4 alkyl)($C=O$) R_{10} , $-(C_0$ - C_4 alkyl)O($C=O$) R_{10} , $-(C_0$ - C_4 alkyl)($C=O$) $NR_{10}R_{11}$, $-(C_0$ - C_4 alkyl)O($C=O$) NH_2 , $-(C_0$ - C_4 alkyl)O($C=O$) $NR_{10}(C_1$ - C_4 alkyl), $-(C_0$ - C_4 alkyl)($C=O$) OR_{10} , $-(C_0$ - C_4 alkyl) $NR_{10}(C=O)R_{11}$ other than $-N(CH_2CH_3)(C=O)CF_3$, $-(C_0$ - C_4 alkyl) $NR_{10}(C=O)OR_{11}$ other than $-NH(C=O)OC_1$ - C_6 alkyl, $-(C_0$ - C_4 alkyl) $NR_{10}(C=O)NR_{11}R_{12}$, $-(C_0$ - C_4 alkyl) $NR_{10}(C=O)(C_1$ - C_4 alkyl) $NR_{11}(C=O)O$ - R_{12} , $-(C_0$ - C_4 alkyl) $NR_{10}(C=S)NR_{11}R_{12}$, $-(C_0$ - C_4 alkyl) $NR_{10}NR_{11}R_{12}$, $-(C_0$ - C_4 alkyl) $N=NR_{13}$, $-(C_0$ - C_4 alkyl) SO_3R_{10} , $-(C_0$ - C_4 alkyl)($S=O$) OR_{10} , $-(C_0$ - C_4 alkyl) SO_2R_{13} , $-(C_0$ - C_4 alkyl) $SO_2NR_{10}R_{11}$, and

-(C₀-C₄alkyl)NR₁₀SO₂R₁₃; and

(iii) is chosen from -OR_D, -(C=O)R_D, -SO₂R_D, -SO₃R_D, -NR₁₀SO₂R_D, where R_D is C₁-C₄alkyl, (C₃-C₇cycloalkyl)C₀-C₂alkyl, (C₂-C₆heterocycloalkyl)C₀-C₂alkyl, (aryl)C₀-C₂alkyl, or (heteroaryl)C₀-C₂alkyl; where each of (ii) other than oxo and cyano and each of (iii) is substituted with 0 to 3 substituents independently chosen from halogen, hydroxy, amino, cyano, nitro, oxo, -COOH, -CONH₂, C₁-C₄alkyl, C₂-C₄alkenyl, C₂-C₄alkynyl, C₁-C₄alkoxy, C₁-C₄alkoxycarbonyl, (C₃-C₇cycloalkyl)C₀-C₄carbohydryl, (C₃-C₇cycloalkyl)C₀-C₄alkoxy, (C₃-C₇cycloalkyl)C₀-C₂alkylamino, (heterocycloalkyl)C₀-C₂alkylamino, mono- and di-(C₁-C₄alkyl)amino, C₁-C₂haloalkyl, C₁-C₂haloalkoxy, C₂-C₄alkanoyl, and phenyl.

[0085] A₈ is N or CR₈.

[0086] R₈ is hydrogen, halogen, hydroxy, amino, cyano, nitro, or -NHNH₂.

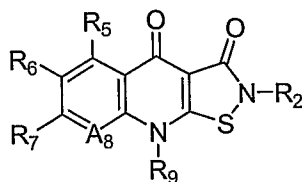
[0087] Or, R₈ is C₁-C₄alkyl, C₁-C₄alkoxy, mono- or di-(C₁-C₄alkyl)amino, mono-, di-, or tri-C₁-C₄alkylhydrazinyl, C₂-C₄alkanoyl, C₁-C₄alkylester, C₁-C₂haloalkyl, or C₁-C₂haloalkoxy; each of which is substituted with 0 to 3 substituents independently chosen from hydroxy, amino, halogen, oxo, C₁-C₄alkoxy, C₁-C₂haloalkyl, C₁-C₂haloalkoxy, and mono- and di-C₁-C₄alkylamino.

[0088] R₉ is C₁-C₈alkyl, (C₃-C₇cycloalkyl)C₀-C₄alkyl, or phenyl, each of which is substituted with 0 to 3 substituents independently chosen from halogen, hydroxy, amino, cyano, nitro, -COOH, -CONH₂, C₁-C₄alkyl, C₂-C₄alkenyl, C₂-C₄alkynyl, C₁-C₄alkoxy, (C₃-C₇cycloalkyl)C₀-C₄alkyl, (C₃-C₇cycloalkyl)C₀-C₄alkoxy, mono- and di-(C₁-C₄alkyl)amino, C₁-C₂haloalkyl, C₁-C₂haloalkoxy, and C₂-C₄alkanoyl.

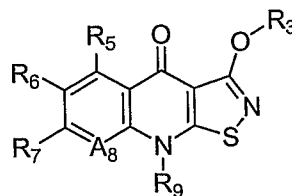
[0089] The invention further provides compounds and salts of Formula I and Formula II in which the variables (e.g. A₁, R₂, R₃, R₄, etc.) carry definitions other than those set forth above. Embodiments in which one or more of the following conditions is met are included in the invention:

The A₁ variable

[0090] (1) A₁ is S; e.g. compounds and salts of Formula III and Formula IV are included herein.

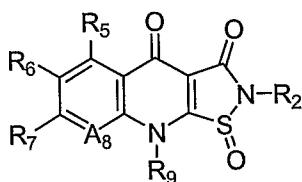


Formula III

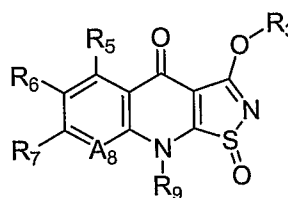


Formula IV

[0091] (2) A₁ is SO; e.g. compounds and salts of Formula V and VI are included herein:

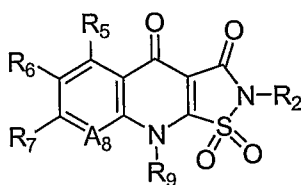


Formula V

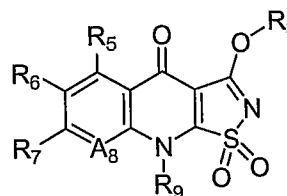


Formula VI

[0092] (3) A₁ is SO₂; e.g. compounds and salts of Formula VII and VIII are included herein.

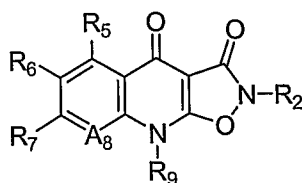


Formula VII

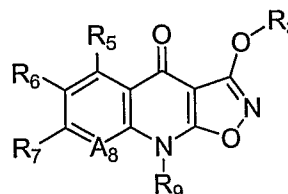


Formula VIII

[0093] (4) A₁ is O; e.g. compounds and salts of Formula IX and X are included herein.



Formula IX



Formula X

The R₂ variable (compounds and salts of Formula I):

[0094] (1) R₂ is hydrogen, or R₂ is C₁-C₆alkyl or (C₃-C₇cycloalkyl)C₀-C₄alkyl, each of which is substituted with at least one substituent chosen from hydroxy, amino, -COOH,

-(C=O)NR₁₀OR₁₁, and -CONH₂; and is substituted with 0 to 3 substituents independently chosen from halogen, hydroxy, amino, cyano, nitro, -COOH, -CONH₂, C₁-C₄alkyl, C₁-C₄alkoxy, C₁-C₂haloalkyl, C₁-C₂haloalkoxy, and mono- and di-C₁-C₄alkylamino, and C₂-C₄alkanoyl.

[0095] (2) R₂ is hydrogen.

The R₃ variable (compounds and salts of Formula II):

[0096] (1) R₃ is hydrogen, C₁-C₆alkyl or C₂-C₆alkanoyl, each of which is substituted with 0 to 3 substituents independently chosen from halogen, hydroxy, amino, cyano, C₁-C₂alkoxy, mono- and di-C₁-C₂alkylamino, C₁-C₂haloalkyl, and C₁-C₂haloalkoxy.

[0097] (2) R₃ is hydrogen, C₁-C₆alkyl, or C₂-C₆alkanoyl.

[0098] (3) R₃ is hydrogen.

[0100] (4) R₃ is C₁-C₂ alkyl.

The R₅ variable

[0101] (1) R₅ is hydrogen, hydroxy, amino, C₁-C₂alkyl, C₁-C₂alkoxy, mono- or di-(C₁-C₄alkyl)amino, or mono- or di-C₁-C₄alkylhydrazinyl.

[0102] (2) R₅ is hydrogen, amino, mono- or di-(C₁-C₂)alkylamino, or mono- or di-C₁-C₂alkylhydrazinyl.

[0103] (3) R₅ is hydrogen.

The R₆ variable

[0104] (1) R₆ is hydrogen, halogen, or amino.

[0105] (2) R₆ is fluoro or hydrogen.

[0106] (3) R₆ is fluoro.

[0107] (4) R₆ is fluoro, and A₈ is CR₈ wherein R₈ is methoxy.

The R₇ variable

[0108] (1) R₇ is a nitrogen-linked heterocycloalkyl or heterocycloalkenyl group, each of which has 4- to 8- ring members, including 0, 1 or 2 additional ring heteroatoms independently chosen from N, O, and S, each of which heterocycloalkyl or heterocycloalkenyl group is substituted with at least one group (ii) and is substituted with 0 or 1 or more (i) or (iii); or

R₇ is a nitrogen-linked C₁-C₄alkylamino substituted with a 5 or 6-membered heteroaryl group having 1 or 2 heteroatoms independently chosen from N, O, and S, or substituted with a

heterocycloalkyl group, heterocycloalkenyl group, each of which has 4 to 8 ring members, including 1 or 2 ring heteroatoms independently chosen from N, O, and S, each of which heteroaryl, heterocycloalkyl, or heterocycloalkenyl group is substituted with 0 or 1 or more substituents independently chosen from (i), (ii), and (iii); or

R₇ is a nitrogen-linked heterocycloalkyl or heterocycloalkenyl group, each of which has 4 to 8 ring members, including 0, 1 or 2 additional ring heteroatoms independently chosen from N, O, and S, forming part of a bicyclic system with a 3- to 8-membered carbocyclic or heterocyclic ring in fused or spiro orientation, and is substituted with 0 or 1 or more substituents independently chosen from (i), (ii), and (iii); or

R₇ is a nitrogen-linked heterocycloalkyl group, having 5 to 8 ring members, including 0, 1, or 2 additional ring heteroatoms independently chosen from N, O, and S, and bridged with a methylene or ethylene bridge, with the proviso that when R₇ is a 2,5 methylene bridged piperazine it is substituted with at least one group (ii).

Within this definition of R₇

(i) is chosen from halogen, hydroxy, amino, nitro, C₁-C₂alkyl, mono- and di-(C₁-C₂)alkylamino, and -CH₂CH₂F;

(ii) is chosen from cyano, oxo, C₃-C₆alkyl, C₂-C₆alkenyl, C₂-C₆alkynyl, (C₁-C₄alkoxy)C₀-C₄alkyl, mono- and di-(C₃-C₆alkyl)(C₀-C₄alkyl)amino, di-(C₁-C₄alkyl)aminoC₁-C₄alkyl, mono- or di-alkylamino(branched C₂-C₄alkyl), (C₃-C₇cycloalkylamino)C₁-C₄alkyl, C₁-C₂haloalkyl other than -CH₂CH₂F, C₁-C₂haloalkoxy, (C₃-C₇cycloalkyl)C₀-C₂alkyl, (C₃-C₇cycloalkyl)C₀-C₂alkoxy, (C₂-C₆heterocycloalkyl)C₀-C₂alkyl, C₁-C₆alkylthio, =NR₁₀, -(C₀-C₄alkyl)(C=O)R₁₀; and

(iii) is chosen from -OR_D, -(C=O)R_D, -SO₂R_D, -SO₃R_D, -NR₁₀SO₂R_D, where R_D is C₁-C₄alkyl, (C₃-C₇cycloalkyl)C₀-C₂alkyl, (C₂-C₆heterocycloalkyl)C₀-C₂alkyl, (aryl)C₀-C₂alkyl, or (heteroaryl)C₀-C₂alkyl. Where each of (ii) and (iii) is substituted with 0 to 3 substituents independently chosen from halogen, hydroxy, amino, cyano, nitro, oxo, -COOH, -CONH₂, C₁-C₄alkyl, C₂-C₄alkenyl, C₂-C₄alkynyl, C₁-C₄alkoxy, (C₃-C₇cycloalkyl)C₀-C₂alkyl, (C₃-C₇cycloalkyl)C₀-C₂alkylamino, (C₃-C₇cycloalkyl)C₀-C₄alkoxy, mono- and di-(C₁-C₄alkyl)amino, C₁-C₂haloalkyl, C₁-C₂haloalkoxy, C₂-C₄alkanoyl, and phenyl.

[0109] (2) R₇ is a nitrogen-linked heterocycloalkyl or heterocycloalkenyl group, each of

which has 4- to 8- ring members, including 0, 1, or 2 additional ring heteroatoms independently chosen from N, O, and S, each of which is substituted with at least one group (ii) and is substituted with 0 or 1 or more of (i) and (iii).

Within this definition of R_7

(i) is chosen from halogen, hydroxy, amino, nitro, C_1 - C_2 alkyl, mono- and di- $(C_1$ - C_2)alkylamino, and $-CH_2CH_2F$;

(ii) is chosen from oxo and cyano, C_3 - C_6 alkyl, C_2 - C_6 alkenyl, C_2 - C_6 alkynyl, $(C_1$ - C_4 alkoxy) C_0 - C_4 alkyl, mono- and di- $(C_3$ - C_6 alkyl) $(C_0$ - C_4 alkyl)amino, di- $(C_1$ - C_4 alkyl)amino C_1 - C_4 alkyl, mono- and di-alkylamino(branched C_2 - C_4 alkyl), $(C_3$ - C_7 cycloalkylamino) C_1 - C_4 alkyl, C_1 - C_2 haloalkyl other than $-CH_2CH_2F$, C_1 - C_2 haloalkoxy, $(C_3$ - C_7 cycloalkyl) C_0 - C_2 alkyl, $(C_3$ - C_7 cycloalkyl) C_0 - C_2 alkoxy, $(C_2$ - C_6 heterocycloalkyl) C_0 - C_2 alkyl, C_1 - C_6 alkylthio, $=NR_{10}$, and $-(C_0$ - C_4 alkyl) $(C=O)R_{10}$; and

(iii) is chosen from $-OR_D$, $-(C=O)R_D$, $-SO_2R_D$, $-SO_3R_D$, $-NR_{10}SO_2R_D$, where R_D is C_1 - C_4 alkyl, $(C_3$ - C_7 cycloalkyl) C_0 - C_2 alkyl, $(C_2$ - C_6 heterocycloalkyl) C_0 - C_2 alkyl, (aryl) C_0 - C_2 alkyl, and (heteroaryl) C_0 - C_2 alkyl. Where each of (ii) other than oxo and cyano and each of (iii) is substituted with 0 to 3 substituents independently chosen from halogen, hydroxy, amino, cyano, nitro, oxo, $-COOH$, $-CONH_2$, C_1 - C_4 alkyl, C_2 - C_4 alkenyl, C_2 - C_4 alkynyl, C_1 - C_4 alkoxy, $(C_3$ - C_7 cycloalkyl) C_0 - C_2 alkyl, $(C_3$ - C_7 cycloalkyl) C_0 - C_2 alkylamino, $(C_3$ - C_7 cycloalkyl) C_0 - C_4 alkoxy, mono- and di- $(C_1$ - C_4 alkyl)amino, C_1 - C_2 haloalkyl, C_1 - C_2 haloalkoxy, C_2 - C_4 alkanoyl, and phenyl.

[0110] (3) R_7 is a 4-, 5-, or 6-membered nitrogen-linked heterocycloalkyl, which has 0 or 1 additional nitrogen atoms, which 4-, 5-, or 6-membered nitrogen-linked heterocycloalkyl is substituted with 0 to 2 substituents independently chosen from (i) and one substituent (ii).

Within this embodiment

(i) is chosen from halogen, hydroxy, amino, C_1 - C_2 alkyl, hydroxy C_1 - C_2 alkyl, amino C_1 - C_2 alkyl, and cyano, and

(ii) is chosen from oxo, cyano, C_3 - C_4 alkyl, C_2 - C_6 alkenyl, $(C_1$ - C_4 alkoxy) C_0 - C_4 alkyl, mono- and di- $(C_3$ - C_6 alkyl) $(C_0$ - C_4 alkyl)amino, di- $(C_1$ - C_4 alkyl)amino C_1 - C_4 alkyl, mono- or di-alkylamino(branched C_2 - C_4 alkyl), $(C_3$ - C_7 cycloalkylamino) C_1 - C_4 alkyl, C_1 - C_2 haloalkyl other than $-CH_2CH_2F$, C_1 - C_2 haloalkoxy, $(C_3$ - C_7 cycloalkyl) C_0 - C_2 alkyl, $(C_2$ - C_6 heterocycloalkyl) C_0 - C_2 alkyl,

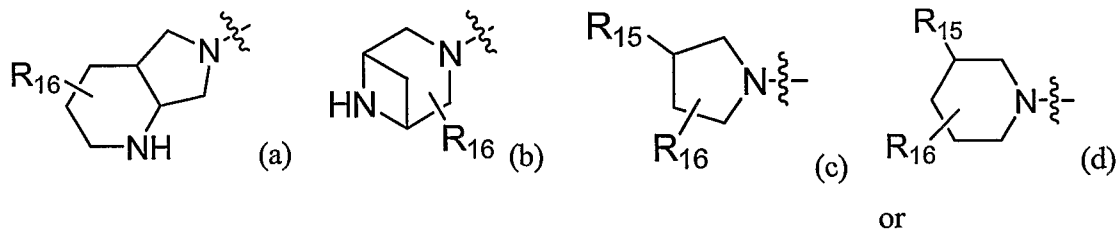
=NR₁₀, and -(C₀-C₄alkyl)(C=O)R₁₀. Where each of (ii) other than oxo and cyano is substituted with substituted with 0 to 3 substituents independently chosen from halogen, hydroxy, amino, cyano, oxo, -C₁-C₄alkyl, C₂-C₄alkenyl, C₁-C₄alkoxy, (C₃-C₇cycloalkyl)C₀-C₂alkyl, (C₃-C₇cycloalkyl)C₀-C₂alkylamino, mono- and di-(C₁-C₄alkyl)amino, C₁-C₂haloalkyl, and C₁-C₂haloalkoxy.

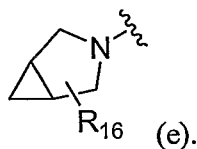
[0111] (4) R₇ is a pyrrolidinyl, piperidinyl, piperazinyl, morpholinyl, thiomorpholinyl, or azepanyl group substituted with at least one group (ii) and substituted with 0 or one or more of (i) and (iii). Here (i) and (iii) carry any of the definitions set forth above.

[0112] (5) R₇ is a pyrrolidinyl or piperazinyl group substituted with one group (ii) and 0, 1, or 2 substituents independently chosen from halogen, hydroxy, trifluoromethyl, or trifluoromethoxy, wherein (ii) is oxo, cyano, C₂-C₄alkanoyl or (ii) C₃-C₇cycloalkyl substituted with 0 or 1 C₁-C₂alkyl or amino substituents, or (ii) is C₃-C₆alkyl, di-(C₁-C₄alkyl)aminoC₁-C₄alkyl, mono- or di-alkylamino(branched C₂-C₄alkyl), or (C₃-C₇cycloalkylamino)C₁-C₄alkyl, each of which is substituted with 0, 1 or 2 substituents independently chosen from amino, hydroxy, (C₃-C₇cycloalkyl)C₀-C₂alkyl, (C₃-C₇cycloalkyl)C₀-C₂alkylamino, and (heterocycloalkyl)C₀-C₂alkylamino.

[0113] (6) R₇ is a pyrrolidinyl or piperazinyl group substituted with one group (ii) and optionally substituted with 1 methyl or halogen substituent wherein (ii) is C₃-C₇cycloalkyl which is unsubstituted or substituted with one amino substituent, or (ii) is C₃-C₆alkyl substituted with 1 amino, hydroxy, C₃-C₇cycloalkyl, or (C₃-C₇cycloalkyl)C₀-C₂alkylamino substituent, or (ii) is or di-(C₁-C₄alkyl)aminoC₁-C₄alkyl, mono- or di-alkylamino(branched C₂-C₄alkyl) or (C₃-C₇cycloalkylamino)C₁-C₄alkyl, each of which is substituted with 0 or 1 C₃-C₇cycloalkyl.

[0114] (7) R₇ is a group of formula (a) – (e)





in which R_{15} is (ii); and R_{16} is 0 or 1 or more substituents independently chosen from chloro, fluoro, methyl, methoxy, aminomethyl, aminoethyl, trifluoromethyl, and trifluoromethoxy.

[0115] (8) R_7 is a group of formula (a) – (e) in which

R_{15} is oxo or cyano; or

R_{15} is C_3 - C_7 cycloalkyl substituted with 0 or 1 C_1 - C_2 alkyl or amino substituent, or

R_{15} is C_3 - C_6 alkyl, di- $(C_1$ - C_4 alkyl)amino C_1 - C_4 alkyl, mono- or di-alkylamino(branched C_2 - C_4 alkyl), or $(C_3$ - C_7 cycloalkylamino) C_1 - C_4 alkyl, each of which is substituted with 0, 1, or 2 substituents independently chosen from amino, hydroxy, and $(C_3$ - C_7 cycloalkyl) C_0 - C_2 alkyl; or

R_{15} is mono- or di- $(C_3$ - C_6 alkyl) $(C_0$ - C_4 alkyl)amino, or

R_{15} is $=NR_{10}$ or $-(C_0$ - C_4 alkyl) $(C=O)R_{10}$, or $-(C_0$ - C_4 alkyl) $NCH_3(C=O)OR_{11}$, where each R_{10} and R_{11} are hydrogen or C_1 - C_4 alkyl.

[0116] (9) R_7 is a group of formula (a) – (e) in which

R_{15} is C_3 - C_7 cycloalkyl which is unsubstituted or substituted with one amino substituent, or R_{15} is C_3 - C_6 alkyl, di- $(C_1$ - C_4 alkyl)amino C_1 - C_4 alkyl, mono- or di-alkylamino(branched C_2 - C_4 alkyl) or $(C_3$ - C_7 cycloalkylamino) C_1 - C_4 alkyl, each of which is substituted with 0, 1, or 2 substituents independently chosen from amino, hydroxy, and $(C_3$ - C_7 cycloalkyl) C_0 - C_2 alkyl.

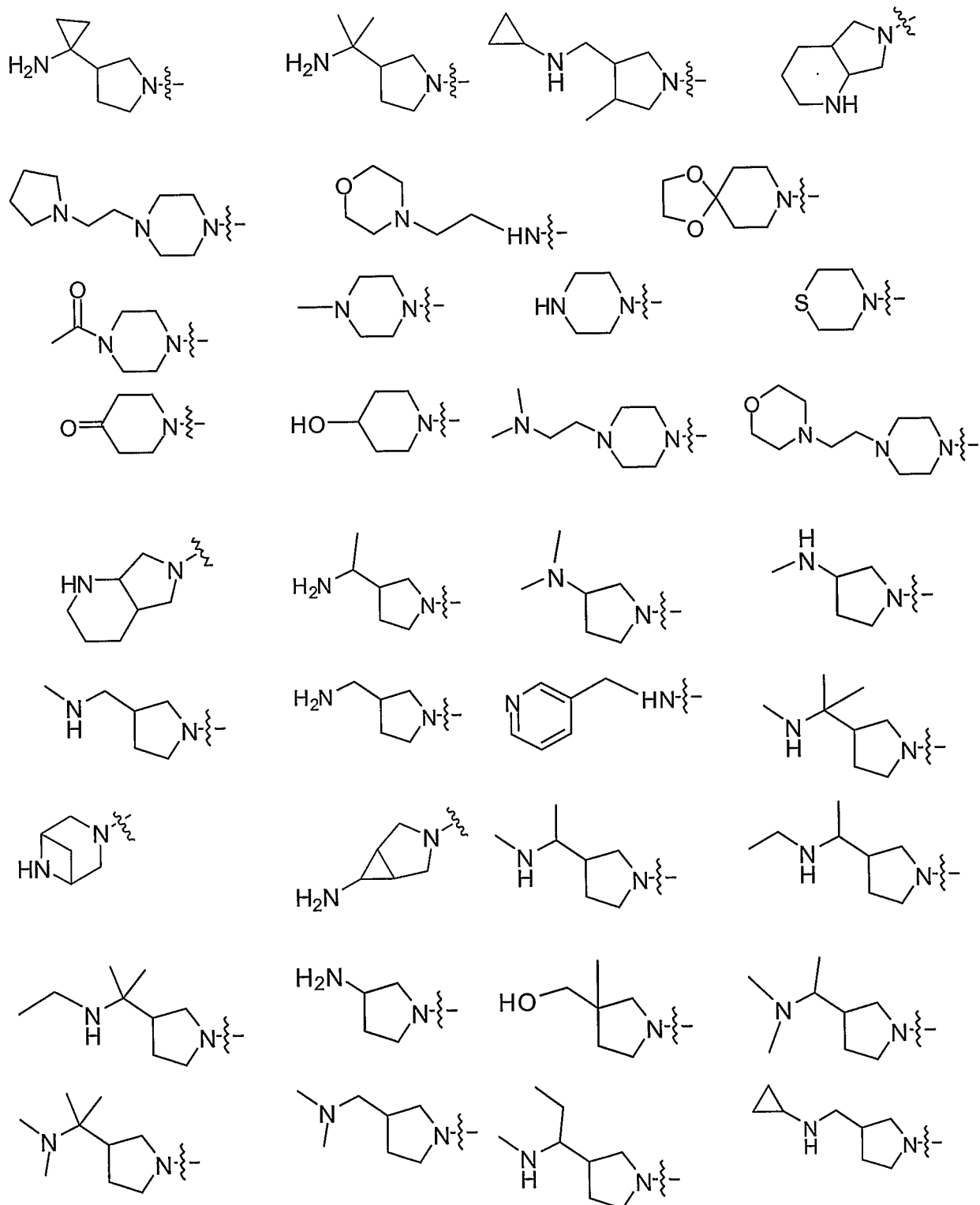
R_{16} is 0 or 1 substituent chosen from chloro, fluoro, and methyl.

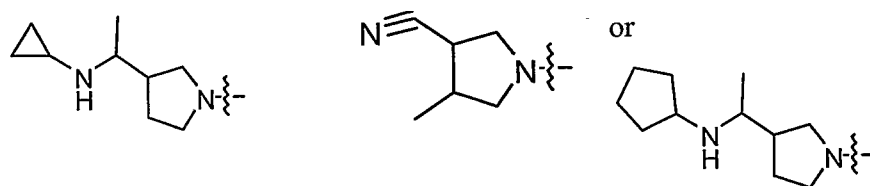
[0117] (10) R_7 is a group of formula (a) – (e) in which

R_{15} is cyclopropyl substituted with amino, or R_{15} is C_3 - C_6 alkyl substituted with amino or C_3 - C_5 cycloalkylamino, or R_{15} is mono- or di- $(C_1$ - C_4 alkyl)amino C_1 - C_4 alkyl.

R_{16} is 0 or 1 substituent chosen from chloro, fluoro, and methyl.

[0118] (11) R_7 is a group of the formula





[0119] (12) R_7 is a nitrogen-linked C_1 - C_4 alkylamino substituted with a 5 or 6-membered heteroaryl group having 1 or 2 heteroatoms independently chosen from N, O, and S, or substituted with a heterocycloalkyl group, heterocycloalkenyl group, each of which has 4 to 8 ring members, and 1 or 2 ring heteroatoms independently chosen from N, O, and S, each of which heteroaryl, heterocycloalkyl, or heterocycloalkenyl group is substituted with 0 or 1 or more substituents independently chosen from (i), (ii), and (iii). Here (i), (ii), and (iii) carry any of the definitions set forth above.

[0120] (13) R_7 is an N-linked C_1 - C_4 alkylamino substituted with a 5- or 6-membered heteroaryl group having 1 or 2 heteroatoms independently chosen from N, O, and S, or substituted with a 5- or 6-membered heterocycloalkyl having 1 or 2 ring heteroatoms independently chosen from N, O, and S, each of which heteroaryl or heterocycloalkyl is substituted with 0, 1, or 2 substituents independently chosen from halogen, hydroxy, amino, oxo, cyano, C_1 - C_2 alkyl, C_1 - C_2 alkoxy, C_1 - C_2 haloalkyl, and C_1 - C_2 haloalkoxy.

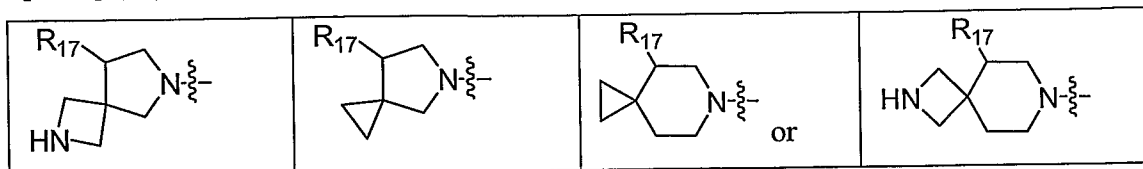
[0121] (14) R_7 is C_1 - C_4 alkylamino substituted with a pyridyl, pyrimidinyl, pyrazinyl, imidazolyl, thienyl, pyrrolidinyl, furanyl, piperazinyl, piperidinyl, morpholinyl, thiomorpholinyl, or pyrrolidinyl, each of which is substituted with 0, 1, or 2 substituents independently chosen from halogen, hydroxy, amino, oxo, cyano, C_1 - C_2 alkyl, C_1 - C_2 alkoxy, C_1 - C_2 haloalkyl, and C_1 - C_2 haloalkoxy.

[0122] (15) R_7 is C_1 - C_2 alkylamino substituted with pyridyl, piperazinyl, piperidinyl, or morpholinyl, each of which is substituted with 0, 1, or 2 substituents independently chosen from halogen, methyl, and methoxy.

[0123] (16) R_7 is a nitrogen-linked heterocycloalkyl or heterocycloalkenyl group, each of which has 4 to 8 ring members, including 0, 1 or 2 additional ring heteroatoms independently chosen from N, O, and S, forming part of a bicyclic system with a 3- to 7-membered carbocyclic or heterocyclic ring in fused or spiro orientation, and is substituted with 0 or 1 or more substituents independently chosen from (i), (ii), and (iii). Here (i), (ii), and (iii) carry any of the

definitions set forth above.

[0124] (17) R_7 is a group of the formula



wherein R_{17} is hydrogen, chloro, fluoro, amino, methyl, ethyl, methoxy, C_1 - C_6 alkyl substituted with amino or hydroxy, mono- and di- $(C_0$ - C_4 alkyl)amino; $=NR_{10}$, or $-(C_0$ - C_4 alkyl)($C=O$) R_{10} , where each R_{10} is hydrogen or C_1 - C_4 alkyl.

[0125] (18) R_7 is a 5- or 6-membered nitrogen-linked heterocycloalkyl, which has 0 or 1 additional nitrogen atoms, which 5- or 6-membered nitrogen-linked heterocycloalkyl is part of a bicyclic ring system having a fused C_3 - C_6 cycloalkyl or a fused 4- to 6- membered heterocycloalkyl containing 1 nitrogen atom, which bicyclic ring system is substituted with 0 to 3 substituents independently chosen from (i) and (ii).

Within this embodiment

(i) is chosen from halogen, hydroxy, and amino, and

(ii) is chosen from C_1 - C_4 alkyl, C_2 - C_6 alkenyl, $(C_1$ - C_4 alkoxy) C_0 - C_4 alkyl, mono- and di- $(C_1$ - C_4 alkyl)amino, C_1 - C_2 haloalkyl, C_1 - C_2 haloalkoxy, $(C_3$ - C_7 cycloalkyl) C_0 - C_2 alkyl, $(C_2$ - C_6 heterocycloalkyl) C_0 - C_2 alkyl, $=NR_{10}$, and $-(C_0$ - C_4 alkyl)($C=O$) R_{10} . Each of (ii) is substituted with 0 to 3 substituents independently chosen from halogen, hydroxy, amino, cyano, oxo, - C_1 - C_4 alkyl, C_2 - C_4 alkenyl, C_1 - C_4 alkoxy, $(C_3$ - C_7 cycloalkyl) C_0 - C_2 alkyl, mono- and di- $(C_1$ - C_4 alkyl)amino, C_1 - C_2 haloalkyl, and C_1 - C_2 haloalkoxy.

In certain of these embodiments the 5- or 6-membered nitrogen-linked heterocycloalkyl which is part of a bicyclic ring system is a pyrrolidinyl or piperidinyl and is fused to a C_3 - C_6 cycloalkyl, pyrrolidinyl, or piperidinyl; in which the bicyclic ring is substituted with 0, 1, or 2 substituents independently chosen from halogen, methyl, or methoxy.

In certain of these embodiments the bicyclic ring system is a 3-aza-bicyclo[3.1.0]hexanyl or a octahydro-1H-pyrrolo[3,4-b]pyridinyl ring system.

[0126] (19) R_7 is a nitrogen-linked heterocycloalkyl group, having 5 to 8 ring members, including 0, 1 or 2 additional ring heteroatoms independently chosen from N, O, and S, and bridged with a methylene or ethylene bridge, with the proviso that when R_7 is a 2,5 methylene

bridged piperazine it is substituted with at least one group (ii) or (iii) (other R₇ groups of this embodiment are optionally substituted with one or more of (i), (ii), and (iii)). Wherein (i), (ii), and (iii) carry any of the definitions set forth above.

[0127] (20) R₇ is a bridged piperidinyl or bridged piperazinyl, each of which is substituted with 0 to 3 substituents independently chosen from (i) and (ii).

Within this embodiment (i) is chosen from halogen, hydroxy, and amino; and (ii) is chosen from oxo, cyano, C₁-C₄alkyl, C₂-C₆alkenyl, (C₁-C₄alkoxy)C₀-C₄alkyl, mono- and di-(C₁-C₄alkyl)amino, C₁-C₂haloalkyl, C₁-C₂haloalkoxy, (C₃-C₇cycloalkyl)C₀-C₂alkyl, (C₂-C₆heterocycloalkyl)C₀-C₂alkyl, =NR₁₀, and -(C₀-C₄alkyl)(C=O)R₁₀. Each of (ii) other than oxo and cyano is substituted with 0 to 3 substituents independently chosen from halogen, hydroxy, amino, cyano, oxo, C₁-C₄alkyl, C₂-C₄alkenyl, C₁-C₄alkoxy, (C₃-C₇cycloalkyl)C₀-C₂cycloalkyl, mono- and di-(C₁-C₄alkyl)amino, C₁-C₂haloalkyl, and C₁-C₂haloalkoxy.

[0128] (21) R₇ is a bridged piperidinyl or bridged piperazinyl, each of which is substituted with 0 to 2 substituents independently chosen from halogen, hydroxy, amino, cyano, C₁-C₂alkyl, and C₁-C₂alkoxy.

[0129] (22) R₈ is methoxy; and

R₇ is a nitrogen-linked heterocycloalkyl group, which has 4 to 8 ring members, including 0, 1 or 2 additional ring heteroatoms independently chosen from N, O, and S which heterocycloalkyl, which R₇ is substituted with 0 or 1 or more substituents independently chosen from (a) and 0 or 1 substituents chosen from (b), wherein

(a) is chosen from halogen, hydroxy, amino, nitro, C₁-C₄alkyl, C₁-C₄alkoxy, C₁-C₂haloalkyl, C₁-C₂haloalkoxy,

(b) is oxo, amino, cyano, hydroxyC₁-C₄alkyl, aminoC₁-C₄alkyl, C₁-C₆alkylthio, C₂-C₆alkanoyl, (mono- or di-C₁-C₄alkyl)aminoC₀-C₄alkyl, (C₃-C₇cycloalkyl)C₀-C₄alkyl, (C₃-C₇cycloalkylamino)C₀-C₄alkyl, (C₃-C₇cycloalkyl)(C₁-C₄alkyl)aminoC₀-C₄alkyl, (heterocycloalkyl)C₀-C₄alkyl, or (aryl)C₀-C₄alkyl.

Each of (b) other than oxo and cyano is substituted with 0 to 2 substituents independently chosen from halogen, hydroxy, amino, cyano, nitro, oxo, -COOH, -CONH₂, C₁-C₄alkyl, C₂-C₄alkenyl, C₂-C₄alkynyl, C₁-C₄alkoxy, mono- and di-(C₁-C₄alkyl)amino, C₁-C₂haloalkyl, and

C₁-C₂haloalkoxy.

[0130] (23) R₈ is methoxy; and

R₇ is a 4-, 5-, or 6-membered nitrogen-linked heterocycloalkyl, which has 0 or 1 additional N, S, or O atoms, which 4-, 5-, or 6-membered nitrogen-linked heterocycloalkyl is substituted with 0 to 2 substituents independently chosen from (a) and 0 or 1 substituent (b), wherein (a) and (b) carry the definitions set forth above.

[0131] (24) R₈ is methoxy; and

R₇ is a pyrrolidinyl, piperidinyl, piperazinyl, morpholinyl, thiomorpholinyl, or azepanyl group substituted with substituted with 0 to 2 substituents independently chosen from or more of (a) and 0 or 1 substituents (b), wherein (a) and (b) carry the definitions set forth above.

[0132] (25) R₈ is methoxy; and

R₇ is a piperazinyl or thiomorpholinyl group, each of which is substituted with 0 to 2 substituents independently chosen from or more of (a) and 0 or 1 substituents (b); wherein

(a) is chosen from halogen, hydroxy, amino, C₁-C₂alkyl, C₁-C₂alkoxy, C₁-C₂haloalkyl, and C₁-C₂haloalkoxy, and

(b) is oxo, amino, cyano, hydroxyC₁-C₄alkyl, aminoC₁-C₄alkyl, C₂-C₄alkanoyl (mono- and di-C₁-C₄alkyl)aminoC₀-C₄alkyl, (C₃-C₇cycloalkyl)C₀-C₄alkyl substituted with amino, (C₃-C₇cycloalkylamino)C₀-C₄alkyl, or (C₃-C₇cycloalkyl)(C₁-C₄alkyl)aminoC₀-C₄alkyl.

[0133] (26) R₈ is methoxy; and

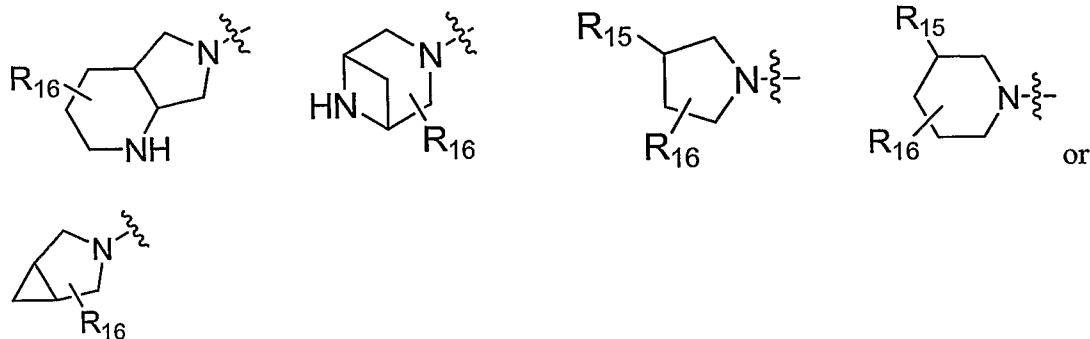
R₇ is a pyrrolidinyl group, which is substituted with 0 to 2 substituents independently chosen from or more of (a) and 0 or 1 substituents (b), wherein (a) and (b) may carry any of the definitions set forth above for these variables.

[0134] (27) R₈ is methoxy; and

R₇ is pyrrolidinyl group substituted with one group (b) and optionally substituted with 1 methyl or halogen substituent wherein (b) is oxo, amino, cyano, hydroxyC₁-C₄alkyl, aminoC₁-C₄alkyl, C₂-C₄alkanoyl (mono- and di-C₁-C₄alkyl)aminoC₀-C₄alkyl, (C₃-C₇cycloalkyl)C₀-C₂alkyl substituted with amino, (C₃-C₇cycloalkylamino)C₀-C₄alkyl, or (C₃-C₇cycloalkyl)(C₁-C₄alkyl)aminoC₀-C₄alkyl.

[0135] (28) R₈ is methoxy and

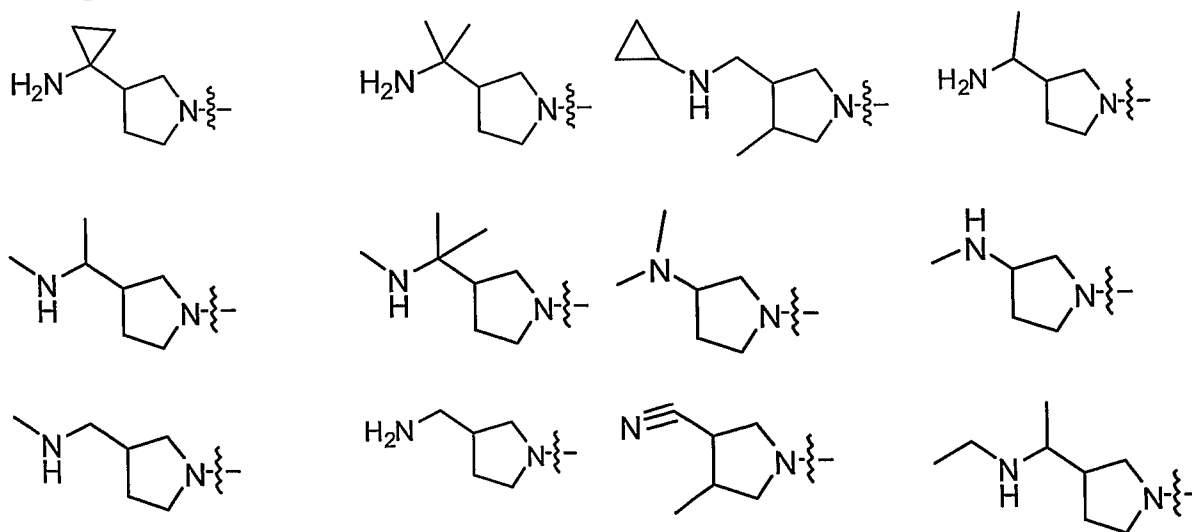
R₇ is

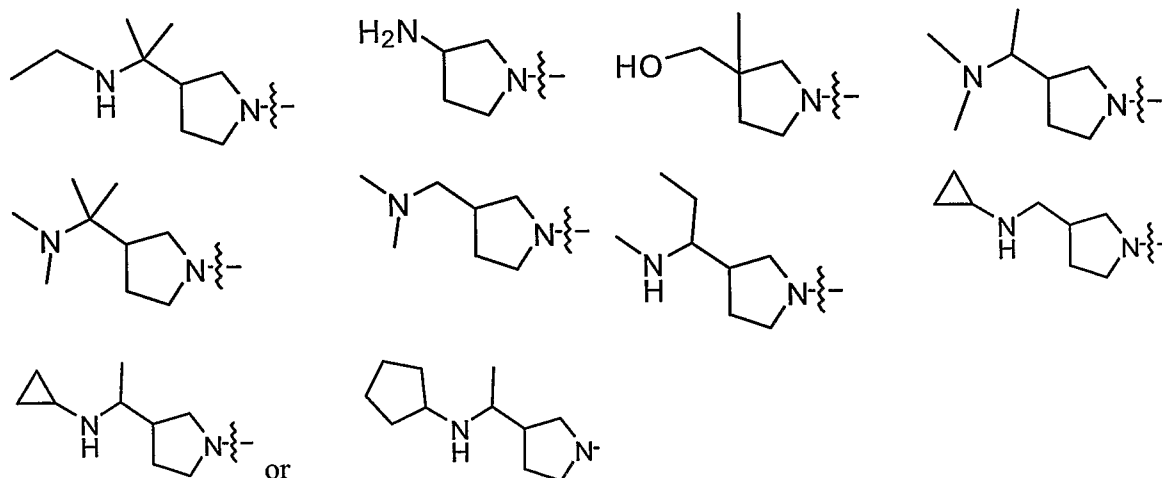


Wherein R₁₅ is (b); and R₁₆ is 0 or 1 or more substituents chosen from amino, hydroxy, chloro, fluoro, methyl, methoxy, trifluoromethyl, and trifluoromethoxy; (b) may carry any of the definitions set forth above for these variables.

[0136] (29) Certain compounds that meet the requirements of (28) above, R₁₅ is oxo, amino, cyano, hydroxyC₁-C₄alkyl, aminoC₁-C₄alkyl, C₂-C₄alkanoyl, (mono- and di-C₁-C₄alkylamino)C₀-C₄alkyl, (C₃-C₇cycloalkyl)C₀-C₂alkyl substituted with amino, (C₃-C₇cycloalkylamino)C₀-C₄alkyl, or (C₃-C₇cycloalkyl)(C₁-C₄alkyl)aminoC₀-C₄alkyl. In certain of these compounds R₁₅ is oxo, cyano, hydroxyC₁-C₄alkyl, aminoC₁-C₄alkyl, acetyl, (mono- and di-C₁-C₂alkylamino)C₁-C₄alkyl, cyclopropyl substituted with amino, or (C₃-C₇cycloalkylamino)C₀-C₄alkyl; and R₁₆ is 0 or 1 substituent chosen from hydroxy, amino, chloro, and methyl.

[0137] (30) R₇ is a group of the formula





[0138] (31) R₈ is methoxy; and

R₇ is a nitrogen-linked C₁-C₄alkylamino substituted with a 5 or 6-membered heteroaryl group having 1 or 2 heteroatoms independently chosen from N, O, and S, or substituted with a heterocycloalkyl group, which has 4 to 8 ring members, including 1 or 2 ring heteroatoms independently chosen from N, O, and S;

Each of which R₇ is substituted with 0 or 1 or more substituents independently chosen from (a) and 0 or 1 substituents chosen from (b), wherein (a) and (b) may carry any of the definitions set forth above for these variables.

[0139] (32) R₈ is methoxy; and

R₇ is a nitrogen-linked C₁-C₄alkylamino substituted with a 5 or 6-membered heteroaryl group having 1 or 2 heteroatoms independently chosen from N, O, and S, or substituted with a heterocycloalkyl group, which has 4 to 8 ring members, including 1 or 2 ring heteroatoms independently chosen from N, O, and S; each of which heteroaryl or heterocycloalkyl is substituted with 0, 1, or 2 substituents independently chosen from halogen, hydroxy, amino, oxo, cyano, C₁-C₂alkyl, C₁-C₂alkoxy, C₁-C₂haloalkyl, and C₁-C₂haloalkoxy.

[0140] (33) R₈ is methoxy, and R₇ is C₁-C₄alkylamino substituted with a pyridyl, pyrimidinyl, piperazinyl, piperidinyl, or morpholinyl, each of which is substituted with 0, 1, or 2 substituents independently chosen from halogen, hydroxy, amino, oxo, cyano, C₁-C₂alkyl, C₁-C₂alkoxy, C₁-C₂haloalkyl, and C₁-C₂haloalkoxy.

[0141] (34) R₈ is methoxy; and

R₇ is a nitrogen-linked heterocycloalkyl or heterocycloalkenyl group, each of which has 4 to 8 ring members, including 0, 1, or 2 additional ring heteroatoms independently chosen from N, O, and S, forming part of a bicyclic system with a 3- to 8-membered cycloalkyl or heterocycloalkyl ring in fused or spiro orientation.

Each of which R₇ is substituted with 0 or 1 or more substituents independently chosen from (a) and 0 or 1 substituents chosen from (b), wherein (a) and (b) carry any of the definitions set forth above for these variables.

[0142] (35) R₈ is methoxy, and R₇ is a piperidinyl, piperazinyl, or pyrrolidinyl group, which is part of a bicyclic system having a spiro attached C₃-C₄cycloalkyl, dioxolanyl, or azetidiny group, which bicyclic system is substituted with 0, 1, or 2 substituents independently chosen from halogen, hydroxy, amino, oxo, cyano, C₁-C₂alkyl, C₁-C₂alkoxy, C₁-C₂haloalkyl, and C₁-C₂haloalkoxy.

[0143] (36) R₈ is methoxy, and R₇ is a 5- or 6-membered nitrogen-linked heterocycloalkyl, which has 0 or 1 additional nitrogen atoms, which 5- or 6-membered nitrogen-linked heterocycloalkyl is part of a bicyclic ring system having a fused C₃-C₆cycloalkyl or a fused 4- to 6- membered heterocycloalkyl containing 1 nitrogen atom, which bicyclic ring system is substituted with 0, 1, or 2 substituents independently chosen from independently chosen from halogen, hydroxy, amino, oxo, cyano, C₁-C₂alkyl, C₁-C₂alkoxy, C₁-C₂haloalkyl, and C₁-C₂haloalkoxy.

[0144] (37) R₇ is octahydropyrrolo[3,4-b]pyridin-6-yl ring system which is substituted with 0, 1, or 2 substituents independently chosen from halogen, methyl, or methoxy.

[0145] (38) R₈ is methoxy, and R₇ is a nitrogen-linked 6-membered heterocycloalkyl group, 0, 1 or 2 additional ring heteroatoms independently chosen from N, O, and S, and bridged with a methylene or ethylene bridge. Each of which R₇ is substituted with 0 or 1 or more substituents independently chosen from (a) and 0 or 1 substituents chosen from (b), wherein (a) and (b) may carry any of the definitions set forth above for these variables.

The A₈ variable

[0146] (1) A₈ is nitrogen.

[0147] (2) A_8 is CR_8 .

[0148] (3) A_8 is CR_8 , and R_8 is hydrogen, halogen, C_1 - C_2 alkyl, C_1 - C_2 alkoxy, C_1 - C_2 haloalkyl, or C_1 - C_2 haloalkoxy.

[0149] (4) A_8 is CR_8 , and R_8 is hydrogen, halogen, C_1 - C_2 alkyl, C_1 - C_2 alkoxy, trifluoromethyl, or trifluoromethoxy.

[0150] (5) A_8 is CR_8 , and R_8 is hydrogen, halogen, or C_1 - C_2 alkoxy.

[0151] (6) A_8 is CR_8 and R_8 is hydrogen or methoxy.

[0152] (7) A_8 is CR_8 and R_8 is methoxy.

[0153] (8) R_6 is fluoro and R_8 is methoxy.

The R_9 Variable

[0154] (1) R_9 is C_1 - C_8 alkyl, C_1 - C_4 alkoxy, mono- or di- $(C_1$ - C_4 alkyl)amino, C_2 - C_4 alkanoyl, C_1 - C_2 haloalkyl, C_1 - C_2 haloalkoxy, $(C_3$ - C_7 cycloalkyl) C_0 - C_4 alkyl, or phenyl, each of which is substituted with 0 to 3 substituents independently chosen from halogen, hydroxy, amino, C_1 - C_2 alkyl, C_1 - C_2 alkoxy, mono- and di- $(C_1$ - $C_2)$ alkylamino, C_1 - C_2 haloalkyl, and C_1 - C_2 haloalkoxy.

[0155] (2) R_9 is C_1 - C_4 alkyl, cyclopropyl, or phenyl, each of which is substituted with 0 to 3 substituents independently chosen from halogen, hydroxy, amino, C_1 - C_2 alkyl, C_1 - C_2 alkoxy, mono- and di- $(C_1$ - $C_2)$ alkylamino, C_1 - C_2 haloalkyl, and C_1 - C_2 haloalkoxy.

[0156] (3) R_9 is C_1 - C_4 alkyl or cyclopropyl, or

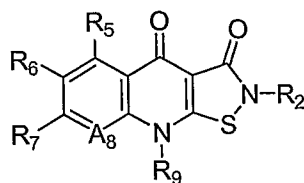
[0157] (4) R_9 is phenyl substituted with 2 substituents chosen from halogen, hydroxy, amino, C_1 - C_2 alkyl, C_1 - C_2 alkoxy, mono- and di- $(C_1$ - $C_2)$ alkylamino, C_1 - C_2 haloalkyl, and C_1 - C_2 haloalkoxy.

[0158] (4) R_9 is ethyl, t-butyl, cyclopropyl, or 2,4-difluorophenyl.

[0159] (5) R_9 is cyclopropyl.

[0160] Any of the above conditions may be combined, so long as a stable compounds of Formula I (or a tautomer or subformula thereof) results. For example the invention includes compounds of Formula III (a subformula of Formula I), in which condition (3) for the R_5 variable is met, condition (2) for the R_6 variable is met, condition (8) for the R_7 variable is met, condition (7) for the A_8 variable is met, and condition (4) for the R_9 variable is met, i.e. the invention includes compounds of Formula III

36



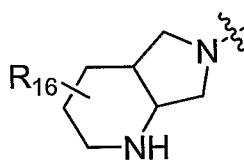
Formula III

and pharmaceutically acceptable salts thereof in which the variable R_5 to R_9 carry the definitions which follow.

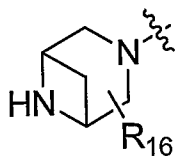
[0161] R_5 is hydrogen (3).

[0162] R_6 is fluoro or hydrogen (2).

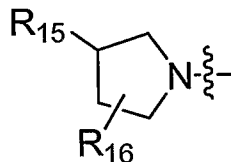
[0163] R_7 is a group of formula (a) – (e)



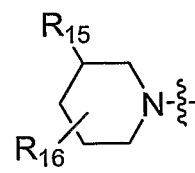
(a)



(b)

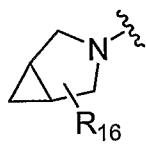


(c)



(d)

or



(e).

[0164] Wherein:

R_{15} is oxo or cyano; or

R_{15} is C_3 - C_7 cycloalkyl substituted with 0 or 1 C_1 - C_2 alkyl or amino substituents, or

R_{15} is C_3 - C_6 alkyl or mono- or di- $(C_1$ - C_4 alkyl)amino C_1 - C_4 alkyl, each of which is substituted with 0, 1, or 2 substituents independently chosen from amino, hydroxy, $(C_3$ - C_7 cycloalkyl) C_0 - C_2 alkyl, $(C_3$ - C_7 cycloalkyl) C_0 - C_2 alkylamino, and (heterocycloalkyl) C_0 - C_2 alkylamino; or

R_{15} is mono- or di- $(C_3$ - C_6 alkyl) $(C_0$ - C_4 alkyl)amino, or

R_{15} is $=NR_{10}$ or $-(C_0$ - C_4 alkyl) $(C=O)R_{10}$, or $-(C_0$ - C_4 alkyl) $NCH_3(C=O)OR_{11}$, where each

R_{10} and R_{11} are hydrogen or C_1 - C_4 alkyl.

[0165] R_{16} is 0 or 1 or more substituents independently chosen from chloro, fluoro, methyl, methoxy, aminomethyl, aminoethyl, trifluoromethyl, and trifluoromethoxy (8).

[0166] A_8 is CR_8 and R_8 is methoxy (7); and

R₉ is ethyl, t-butyl, cyclopropyl, or 2,4-difluorophenyl (4).

[0167] Certain compounds of Formula I and Formula II possess potent antibacterial, antifungal, and/or antiprotozoal activity. Particular compounds of the invention exhibit Minimum Inhibitory Concentrations (MIC) of 64 µg/ ml or less against *Staphylococcus aureus* and/ or *Eschericia coli* in a standard assay for determining the MIC of a compound against these bacteria, such as the assay provided in Example 9 below. Preferred compounds of the Formula I and II exhibit MIC values of 10 µg/ ml or less against *Staphylococcus aureus* and/ or *Eschericia coli*. More preferred compound of the Formula I and II exhibit MIC values of 4 µg/ ml or less, or even more preferably 1 µg/ ml or less, against *Staphylococcus aureus* and/ or *Eschericia coli*.

[0168] Certain compounds of Formula I and Formula II are selective antimicrobial agents; having the ability to kill or inhibit the growth or reproduction of microbial organisms, while having little or no effect on the cells of fish, amphibians, reptiles, birds, or mammals. The selectivity of compounds of Formula I and Formula II may be assessed by determining the CC₅₀ (the concentration at which 50% of the cells are killed) for cultured cells of a higher animal, such as a fish, reptiles, amphibian, bird, or mammal. Certain compounds of the invention exhibit a CC₅₀ of greater than 100 micromolar for mammalian cells. Certain compounds of the invention exhibit a CC₅₀ of greater than 100 micromolar for cultured human hepatocytes, and also exhibit MIC values of 64 µg/ ml or less, preferably 10 µg/ ml or less, or more preferably 4 µg/ ml or less, or still more preferably 1 µg/ ml or less against *Staphylococcus aureus* and/ or *Eschericia coli*.

[0169] Without wishing to be bound to any particular theory it is believed that the antimicrobial properties of compounds of Formula I and Formula II are due to the ability to these compounds to inhibit the activity of microbial DNA gyrases while having little or no effect on the analogous enzyme, topoisomerase II, present in higher organisms. Certain preferred compound of the invention are 100-fold or more selective for bacterial DNA gyrases than for mammalian, particularly human, topoisomerase II.

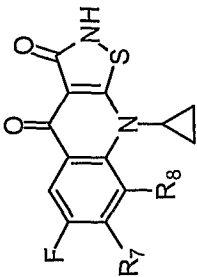
COMPOUNDS WITH INCREASED THERAPEUTIC RANGE

[0170] It has been unexpectedly discovered that substitution of compounds of Formula I


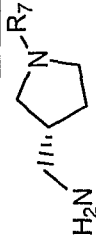

and Formula II with a methoxy substituent at the R₈ position increases the anti-microbial activity of the compound against Methicillin resistant *Staphylococcus Aureus* bacteria while at the same time decreasing the cellular toxicity of the compound. The simultaneous increase in compound activity and decrease in compound toxicity provides a greater therapeutic range for compounds of Formula I and Formula II in which R₈ is methoxy; i.e. the range of doses of such compounds that will produce beneficial effects without harmful side effects is increased. Anti-microbial activity is determined using a standard assay for determining the MIC of a compound against a methicillin resistant strain of *Staphylococcus Aureus* bacteria, such as the assay provided in Example 9 below. Therapeutic range is determined using a standard assay of cytotoxicity such as the Alamar blue assay provided in Example 10.

[0171] Table I provides a comparison of anti-microbial activity and cellular toxicity of a number of compounds described herein without and with a methoxy substituent at the R₈ position.

TABLE I



R ₇	R ₆ = F, R ₈ = H				R ₆ = F, R ₈ = Methoxy				Fold Improvement with R ₈ = Methoxy		
	Cmp #	MRSA MIC	hep2 CC ₅₀	CC ₅₀ /MIC	Cmp #	MRSA MIC	hep2 CC ₅₀	CC ₅₀ /MIC	MIC	CC ₅₀	CC ₅₀ /MIC
	A ¹	3.3	6.6	2.0	38	4.8	27	7.1	0.87	4.1	3.6
	46	4	4.7	1.2	45	2	93	46.5	2.00	19.8	39.6
	114	2	3	1.5	49	4	68	17.0	0.50	22.7	11.3
	52	0.38	0.55	1.4	53	0.1	8.5	85.0	3.80	15.5	58.7
	61	16	6.1	0.4	58	1.5	61	40.7	10.67	10.0	106.7

R ₇	R ₆ = F, R ₈ = H				R ₆ = F, R ₈ = Methoxy				Fold Improvement with R ₈ = Methoxy		
	Structure	Cmp #	MRSA MIC	hep2 CC ₅₀	CC ₅₀ /MIC	Cmp #	MRSA MIC	hep2 CC ₅₀	CC ₅₀ /MIC	MIC	CC ₅₀ /MIC
		64	1	3.1	3.1	63	0.42	11	26.2	2.38	8.4
		68	1	2.3	2.3	67	0.25	11	44.0	4.0	19.1
		80	2	0.57	0.3	76	0.13	27	216.0	16.0	757.9

¹Compound A was disclosed by Abbott in US Patent No. 5,071,848, which is hereby incorporated by reference for its teachings regarding compound A.

The MRSA strain used in this study was ATCC 700699, from ATCC, Manassas VA.

Hep2 cells are ATCC catalog number CCL-23, Manassas VA.

ANTI-MICROBIAL AND PHARMACEUTICAL PREPARATIONS

[0172] The invention provides anti-microbial compositions, including anti-bacterial compositions, comprising a compound or salt thereof of Formula I or Formula II, together with a carrier, diluent, or excipient.

[0173] In certain embodiments the invention provides pharmaceutical compositions comprising a compound or salt thereof of Formula I or Formula II, together with a pharmaceutically acceptable carrier, diluent, or excipient. The pharmaceutical composition may be formulated as any pharmaceutically useful form, e.g., as an aerosol, a cream, a gel, a pill, a capsule, a tablet, a syrup, a transdermal patch, or an ophthalmic solution.

[0174] Compounds and salts of Formula I and Formula II can be administered as the neat chemical, but are preferably administered as a pharmaceutical composition or formulation. Accordingly, the invention provides pharmaceutical formulations comprising a compound or pharmaceutically acceptable salt of Formula I or Formula II, together with one or more pharmaceutically acceptable carrier, excipients, adjuvant, diluent, or other ingredient.

[0175] Compounds of general Formula I and Formula II may be administered orally, topically, parenterally, by inhalation or spray, sublingually, transdermally, via buccal administration, rectally, as an ophthalmic solution, or by other means, in dosage unit formulations containing conventional non-toxic pharmaceutically acceptable carriers, excipients, adjuvants, and vehicles.

[0176] In addition to the subject compound, the compositions of the invention may contain a pharmaceutically acceptable carrier, one or more compatible solid or liquid filler diluents or encapsulating substances, which are suitable for administration to an animal. Carriers must be of sufficiently high purity and sufficiently low toxicity to render them suitable for administration to the animal being treated. The carrier can be inert or it can possess pharmaceutical benefits of its own. The amount of carrier employed in conjunction with the compound is sufficient to provide a practical quantity of material for administration per unit dose of the compound.

[0177] Exemplary pharmaceutically acceptable carriers or components thereof are sugars, such as lactose, glucose and sucrose; starches, such as corn starch and potato starch; cellulose

and its derivatives, such as sodium carboxymethyl cellulose, ethyl cellulose, and methyl cellulose; powdered tragacanth; malt; gelatin; talc; solid lubricants, such as stearic acid and magnesium stearate; calcium sulfate; vegetable oils, such as peanut oil, cottonseed oil, sesame oil, olive oil, and corn oil; polyols such as propylene glycol, glycerine, sorbitol, mannitol, and polyethylene glycol; alginic acid; emulsifiers, such as the TWEENS; wetting agents, such sodium lauryl sulfate; coloring agents; flavoring agents; tableting agents, stabilizers; antioxidants; preservatives; pyrogen-free water; isotonic saline; and phosphate buffer solutions.

[0178] In particular, pharmaceutically acceptable carriers for systemic administration include sugars, starches, cellulose and its derivatives, malt, gelatin, talc, calcium sulfate, vegetable oils, synthetic oils, polyols, alginic acid, phosphate buffer solutions, emulsifiers, isotonic saline, and pyrogen-free water. Preferred carriers for parenteral administration include propylene glycol, ethyl oleate, pyrrolidone, ethanol, and sesame oil.

[0179] Optional active agents may be included in a pharmaceutical composition, which do not substantially interfere with the activity of the compound of the present invention.

[0180] Effective concentrations of one or more of the compounds of the invention including pharmaceutically acceptable salts, esters or other derivatives thereof are mixed with a suitable pharmaceutical carrier, excipients, adjuvant, or vehicle. In instances in which the compounds exhibit insufficient solubility, methods for solubilizing compounds may be used. Such methods are known to those of skill in this art, and include, but are not limited to, using cosolvents, such as dimethylsulfoxide (DMSO), using surfactants, such as Tween, or dissolution in aqueous sodium bicarbonate. Derivatives of the compounds, such as salts of the compounds or prodrugs of the compounds may also be used in formulating effective pharmaceutical compositions.

[0181] Upon mixing or addition of the compound(s) of Formula I and/or Formula II, the resulting mixture may be a solution, suspension, emulsion or the like. The form of the resulting mixture depends upon a number of factors, including the intended mode of administration and the solubility of the compound in the chosen carrier or vehicle. The effective concentration sufficient for ameliorating the symptoms of the disease, disorder or condition treated and may be empirically determined.

[0182] The pharmaceutical compositions containing compounds of general Formula I and/ or Formula II may be in a form suitable for oral use, for example, as tablets, troches, lozenges, aqueous or oily suspensions, dispersible powders or granules, emulsions, hard or soft capsules, or syrups or elixirs. Compositions intended for oral use may be prepared according to any method known to the art for the manufacture of pharmaceutical compositions and such compositions may contain one or more agents, such as sweetening agents, flavoring agents, coloring agents and preserving agents, in order to provide pharmaceutically elegant and palatable preparations.

[0183] Oral formulations contain between 0.1 and 99% of a compound of the invention and usually at least about 5% (weight %) of a compound of the present invention. Some embodiments contain from about 25% to about 50% or from 5% to 75 % of a compound of invention.

Liquids formulations

[0184] Compounds of the invention can be incorporated into oral liquid preparations such as aqueous or oily suspensions, solutions, emulsions, syrups, or elixirs, for example. Moreover, formulations containing these compounds can be presented as a dry product for constitution with water or other suitable vehicle before use. Such liquid preparations can contain conventional additives, such as suspending agents (e.g., sorbitol syrup, methyl cellulose, glucose/sugar, syrup, gelatin, hydroxyethyl cellulose, carboxymethyl cellulose, aluminum stearate gel, and hydrogenated edible fats), emulsifying agents (e.g., lecithin, sorbitan monoleate, or acacia), non-aqueous vehicles, which can include edible oils (e.g., almond oil, fractionated coconut oil, silyl esters, propylene glycol and ethyl alcohol), and preservatives (e.g., methyl or propyl p-hydroxybenzoate and sorbic acid).

[0185] Orally administered compositions also include liquid solutions, emulsions, suspensions, powders, granules, elixirs, tinctures, syrups, and the like. The pharmaceutically acceptable carriers suitable for preparation of such compositions are well known in the art. Oral formulations may contain preservatives, flavoring agents, sweetening agents, such as sucrose or saccharin, taste-masking agents, and coloring agents.

[0186] Typical components of carriers for syrups, elixirs, emulsions and suspensions

include ethanol, glycerol, propylene glycol, polyethylene glycol, liquid sucrose, sorbitol and water. Syrups and elixirs may be formulated with sweetening agents, for example glycerol, propylene glycol, sorbitol or sucrose. Such formulations may also contain a demulcent.

Suspensions

[0187] For a suspension, typical suspending agents include methylcellulose, sodium carboxymethyl cellulose, AVICEL RC-591, tragacanth and sodium alginate; typical wetting agents include lecithin and polysorbate 80; and typical preservatives include methyl paraben and sodium benzoate.

[0188] Aqueous suspensions contain the active material(s) in admixture with excipients suitable for the manufacture of aqueous suspensions. Such excipients are suspending agents, for example sodium carboxymethylcellulose, methylcellulose, hydropropylmethylcellulose, sodium alginate, polyvinylpyrrolidone, gum tragacanth and gum acacia; dispersing or wetting agents; may be a naturally-occurring phosphatide, for example, lecithin, or condensation products of an alkylene oxide with fatty acids, for example polyoxyethylene stearate, or condensation products of ethylene oxide with long chain aliphatic alcohols, for example heptadecaethyleneoxycetanol, or condensation products of ethylene oxide with partial esters derived from fatty acids and a hexitol such as polyoxyethylene sorbitol substitute, or condensation products of ethylene oxide with partial esters derived from fatty acids and hexitol anhydrides, for example polyethylene sorbitan substitute. The aqueous suspensions may also contain one or more preservatives, for example ethyl, or n-propyl p-hydroxybenzoate.

[0189] Oily suspensions may be formulated by suspending the active ingredients in a vegetable oil, for example peanut oil, olive oil, sesame oil or coconut oil, or in a mineral oil such as liquid paraffin. The oily suspensions may contain a thickening agent, for example beeswax, hard paraffin or cetyl alcohol. Sweetening agents such as those set forth above, and flavoring agents may be added to provide palatable oral preparations. These compositions may be preserved by the addition of an anti-oxidant such as ascorbic acid.

Emulsions

[0190] Pharmaceutical compositions of the invention may also be in the form of oil-in-water emulsions. The oily phase may be a vegetable oil, for example olive oil or peanut oil, or a

mineral oil, for example liquid paraffin or mixtures of these. Suitable emulsifying agents may be naturally-occurring gums, for example gum acacia or gum tragacanth, naturally-occurring phosphatides, for example soy bean, lecithin, and esters or partial esters derived from fatty acids and hexitol, anhydrides, for example sorbitan monoleate, and condensation products of the said partial esters with ethylene oxide, for example polyoxyethylene sorbitan monoleate.

Dispersible powders

[0191] Dispersible powders and granules suitable for preparation of an aqueous suspension by the addition of water provide the active ingredient in admixture with a dispersing or wetting agent, suspending agent and one or more preservatives. Suitable dispersing or wetting agents and suspending agents are exemplified by those already mentioned above.

Tablets and Capsules

[0192] Tablets typically comprise conventional pharmaceutically compatible adjuvants as inert diluents, such as calcium carbonate, sodium carbonate, mannitol, lactose and cellulose; binders such as starch, gelatin and sucrose; disintegrants such as starch, alginic acid and croscarmellose; lubricants such as magnesium stearate, stearic acid and talc. Glidants such as silicon dioxide can be used to improve flow characteristics of the powder mixture. Coloring agents, such as the FD&C dyes, can be added for appearance. Sweeteners and flavoring agents, such as aspartame, saccharin, menthol, peppermint, and fruit flavors, are useful adjuvants for chewable tablets. Capsules (including time release and sustained release formulations) typically comprise one or more solid diluents disclosed above. The selection of carrier components often depends on secondary considerations like taste, cost, and shelf stability.

[0193] Such compositions may also be coated by conventional methods, typically with pH or time-dependent coatings, such that the subject compound is released in the gastrointestinal tract in the vicinity of the desired topical application, or at various times to extend the desired action. Such dosage forms typically include, but are not limited to, one or more of cellulose acetate phthalate, polyvinylacetate phthalate, hydroxypropyl methylcellulose phthalate, ethyl cellulose, Eudragit coatings, waxes and shellac.

[0194] Formulations for oral use may also be presented as hard gelatin capsules wherein the active ingredient is mixed with an inert solid diluent, for example, calcium carbonate,

calcium phosphate or kaolin, or as soft gelatin capsules wherein the active ingredient is mixed with water or an oil medium, for example peanut oil, liquid paraffin or olive oil.

Injectable and Parenteral formulations

[0195] Pharmaceutical compositions may be in the form of a sterile injectable aqueous or oleaginous suspension. This suspension may be formulated according to the known art using those suitable dispersing or wetting agents and suspending agents that have been mentioned above. The sterile injectable preparation may also be sterile injectable solution or suspension in a non-toxic parentally acceptable diluent or solvent, for example as a solution in 1,3-butanediol. Among the acceptable vehicles and solvents that may be employed are water, Ringer's solution, and isotonic sodium chloride solution. In addition, sterile, fixed oils are conventionally employed as a solvent or suspending medium. For this purpose any bland fixed oil may be employed including synthetic mono- or diglycerides. In addition, fatty acids such as oleic acid are useful in the preparation of injectables.

Compounds of Formula I and Formula II may be administered parenterally in a sterile medium. Parenteral administration includes subcutaneous injections, intravenous, intramuscular, intrathecal injection or infusion techniques. The drug, depending on the vehicle and concentration used, can either be suspended or dissolved in the vehicle. Advantageously, adjuvants such as local anesthetics, preservatives and buffering agents can be dissolved in the vehicle. In compositions for parenteral administration the carrier comprises at least about 90% by weight of the total composition.

Suppositories

[0196] Compounds of Formula I and Formula II may also be administered in the form of suppositories for rectal administration of the drug. These compositions can be prepared by mixing the drug with a suitable non-irritating excipient that is solid at ordinary temperatures but liquid at the rectal temperature and will therefore melt in the rectum to release the drug. Such materials are cocoa butter and polyethylene glycols.

Topical formulations

[0197] Compounds of the invention may be formulated for local or topical application, such as for topical application to the skin and mucous membranes, such as in the eye, in the form

of gels, creams, and lotions and for application to the eye or for intracisternal or intraspinal application. Topical compositions of the present invention may be in any form including, for example, solutions, creams, ointments, gels, lotions, milks, cleansers, moisturizers, sprays, skin patches, and the like.

[0198] Such solutions may be formulated as 0.01% -10% isotonic solutions, pH about 5-7, with appropriate salts. Compounds of the invention may also be formulated for transdermal administration as a transdermal patch.

[0199] Topical compositions containing the active compound can be admixed with a variety of carrier materials well known in the art, such as, for example, water, alcohols, aloe vera gel, allantoin, glycerine, vitamin A and E oils, mineral oil, propylene glycol, PPG-2 myristyl propionate, and the like.

[0200] Other materials suitable for use in topical carriers include, for example, emollients, solvents, humectants, thickeners and powders. Examples of each of these types of materials, which can be used singly or as mixtures of one or more materials, are as follows:

[0201] Emollients, such as stearyl alcohol, glyceryl monoricinoleate, glyceryl monostearate, propane-1,2-diol, butane-1,3-diol, mink oil, cetyl alcohol, iso-propyl isostearate, stearic acid, iso-butyl palmitate, isocetyl stearate, oleyl alcohol, isopropyl laurate, hexyl laurate, decyl oleate, octadecan-2-ol, isocetyl alcohol, cetyl palmitate, dimethylpolysiloxane, di-n-butyl sebacate, iso-propyl myristate, iso-propyl palmitate, iso-propyl stearate, butyl stearate, polyethylene glycol, triethylene glycol, lanolin, sesame oil, coconut oil, arachis oil, castor oil, acetylated lanolin alcohols, petroleum, mineral oil, butyl myristate, isostearic acid, palmitic acid, isopropyl linoleate, lauryl lactate, myristyl lactate, decyl oleate, and myristyl myristate; propellants, such as propane, butane, iso-butane, dimethyl ether, carbon dioxide, and nitrous oxide; solvents, such as ethyl alcohol, methylene chloride, iso-propanol, castor oil, ethylene glycol monoethyl ether, diethylene glycol monobutyl ether, diethylene glycol monoethyl ether, dimethyl sulphoxide, dimethyl formamide, tetrahydrofuran; humectants, such as glycerin, sorbitol, sodium 2-pyrrolidone-5-carboxylate, soluble collagen, dibutyl phthalate, and gelatin; and powders, such as chalk, talc, fullers earth, kaolin, starch, gums, colloidal silicon dioxide, sodium polyacrylate, tetra alkyl ammonium smectites, trialkyl aryl ammonium smectites,

chemically modified magnesium aluminium silicate, organically modified montmorillonite clay, hydrated aluminium silicate, fumed silica, carboxyvinyl polymer, sodium carboxymethyl cellulose, and ethylene glycol monostearate.

[0202] The compounds of the invention may also be topically administered in the form of liposome delivery systems, such as small unilamellar vesicles, large unilamellar vesicles, and multilamellar vesicles. Liposomes can be formed from a variety of phospholipids, such as cholesterol, stearylamine or phosphatidylcholines.

Other formulations

[0203] Other compositions useful for attaining systemic delivery of the subject compounds include sublingual, buccal and nasal dosage forms. Such compositions typically comprise one or more of soluble filler substances such as sucrose, sorbitol and mannitol, and binders such as acacia, microcrystalline cellulose, carboxymethyl cellulose and hydroxypropyl methylcellulose. Glidants, lubricants, sweeteners, colorants, antioxidants and flavoring agents disclosed above may also be included.

[0204] Compositions for inhalation typically can be provided in the form of a solution, suspension or emulsion that can be administered as a dry powder or in the form of an aerosol using a conventional propellant (e.g., dichlorodifluoromethane or trichlorofluoromethane).

Additional components

[0205] The compositions of the present invention may also optionally comprise an activity enhancer. The activity enhancer can be chosen from a wide variety of molecules that function in different ways to enhance antimicrobial effects of compounds of the present invention. Particular classes of activity enhancers include skin penetration enhancers and absorption enhancers.

[0206] Pharmaceutical compositions of the invention may also contain additional active agents can be chosen from a wide variety of molecules, which can function in different ways to enhance the antimicrobial or therapeutic effects of a compound of the present invention. These optional other active agents, when present, are typically employed in the compositions of the invention at a level ranging from about 0.01% to about 15%. Some embodiments contain from about 0.1% to about 10% by weight of the composition. Other embodiments contain from about

0.5% to about 5% by weight of the composition.

Packaged Formulations

[0207] The invention includes packaged pharmaceutical formulations. Such packaged formulations include a pharmaceutical composition containing one or more compounds or salts of Formula I or Formula II in a container and instructions for using the composition to treat an animal (typically a human patient) suffering from a microorganism infection) or prevent a microorganism infection in an animal.

[0208] The instructions may be instructions for using the compositions to treat a bacterial, mycoplasm, or protozoal infection. For example the instructions may be instructions for using the composition to treat a urinary or genital tract infection, such as pyelonephritis, cervical gonococcal infections, cystitis, urethral chlamydial infections, cervical chlamydial infections, urethral gonococcal infections, and prostatitis, a respiratory infection, such as lower respiratory tract infections, acute sinusitis, acute exacerbations of chronic bronchitis, community-acquired pneumonia, and nosocomial pneumonia, skin infections, such as skin-structure infections, impetigo, folliculitis, boils, scalded skin syndrome, and cellulites, and other infections such as bone infections, joint infections, infectious diarrhea, typhoid fever, intra-abdominal infections, gynecologic infections, including toxic shock syndrome, pelvic infections, and post-surgical infections. The instructions may be instructions for using the composition to treat a patient suffering from a bacterial infection, such as a *S. aureus* infection.

[0209] In all of the foregoing the compounds of the invention can be administered alone or as mixtures, and the compositions may further include additional drugs or excipients as appropriate for the indication.

METHODS OF TREATMENT

[0210] The invention includes methods of preventing and treating microorganism infections, particularly bacterial and protozoal infections, by administering an effective amount of one or more compounds of Formula I and of Formula II to an animal at risk for a microorganism infection or suffering from a microorganism infection. The animal may be a fish, amphibian, reptile or bird, but is preferably a mammal. Methods of treating and preventing

microorganism infections in livestock animals, companion animals, and human patients are particularly preferred.

[0211] The compounds disclosed herein are useful for preventing and treating bacterial infections in animals. Furthermore compounds of the invention may be used to treat a variety of conditions not attributed to bacterial infections. These include diseases and disorders caused by fungal infections, mycoplasma infections, protozoal infections, or other conditions involving infectious organisms.

[0212] In some circumstances an effective amount of a compound of Formula I or Formula II may be an amount sufficient to reduce the symptoms of the microorganism infection. Alternatively an effective amount of a Compound of Formula I may be an amount sufficient to significantly reduce the amount of microorganism or antibodies against the detectable in a patient's tissues or bodily fluids.

[0213] Methods of treatment also include inhibiting microorganism replication *in vivo*, in an animal at risk for a microorganism infection or suffering from such an infection, by administering a sufficient concentration of a compound of Formula I or Formula II to inhibit bacterial survival *in vitro*. By "sufficient concentration" of a compound administered to the patient is meant the concentration of the compound available in the animal's system to prevent or combat the infection. Such a concentration may be ascertained experimentally, for example by assaying blood concentration of the compound, or theoretically, by calculating bioavailability. The amount of a compound sufficient to inhibit bacterial survival *in vitro* may be determined with a conventional assay for bacterial survival such as the Minimum Inhibitory Concentration (MIC) Assay disclosed in Example 9, which follows.

[0214] The invention also includes using compounds of Formula I and Formula I in prophylactic therapies. In the context of prophylactic or preventative treatment an effective amount of a compound of the invention is an amount sufficient to significantly decrease the treated animal's risk of contracting a microorganism infection.

[0215] Compounds of the invention are particularly useful for treating and preventing infectious disorders. These include for example: ocular infections such as conjunctivitis; urinary tract and genital infections, such as complicated urinary tract infections, acute urinary tract and

genital infections, such as pyelonephritis, cervical gonococcal infections, cystitis, urethral chlamydial infections, cervical chlamydial infections, urethral gonococcal infections, and prostatitis, respiratory infections, such as lower respiratory tract infections, acute sinusitis, acute exacerbations of chronic bronchitis, community-acquired pneumonia, and nosocomial pneumonia, skin infections, such as skin-structure infections, impetigo, folliculitis, boils, scalded skin syndrome, and cellulites, and other infections such as bone infections, joint infections, infectious diarrhea, typhoid fever, intra-abdominal infections, gynecologic infections, including toxic shock syndrome, pelvic infections, and post-surgical infections.

[0216] The disclosed compounds are useful for treating infections caused by the following microorganisms:

Aerobic Gram-positive Microorganisms: Including but not limited to *Enterococcus faecalis*, *Enterococcus faecium*, *Staphylococcus aureus* (including methicillin *S. aureus*), *Staphylococcus epidermidis*, *Staphylococcus saprophyticus*, *Streptococcus pneumoniae*, *Streptococcus pyogenes*, *Staphylococcus haemolyticus*, and *Staphylococcus hominis*.

Aerobic Gram-negative Microorganisms: Including but not limited to *Campylobacter jejuni*, *Citrobacter diversus*, *Citrobacter freundii*, *Enterobacter cloacae*, *Escherichia coli*, *Haemophilus influenzae*, *Haemophilus parainfluenzae*, *Klebsiella pneumoniae*, *Moraxella catarrhalis*, *Morganella morganii*, *Neisseria gonorrhoeae*, *Proteus mirabilis*, *Proteus vulgaris*, *Providencia rettgeri*, *Providencia stuartii*, *Pseudomonas aeruginosa*, *Stenotrophomonas maltophilia*, *Salmonella typhi*, *Serratia marcescens*, *Shigella boydii*, *Shigella dysenteriae*, *Shigella flexneri*, *Shigella sonnei*, *Acinetobacter Iwoffii*, *Aeromonas hydrophila*, *Edwardsiella tarda*, *Enterobacter aerogenes*, *Klebsiella oxytoca*, *Legionella pneumophila*, *Pasteurella multocida*, *Salmonella enteritidis*, *Vibrio cholerae*, *Vibrio parahaemolyticus*, *Vibrio vulnificus*, *Yersinia enterocolitica* and *H. Pylorii*.

Non-bacterial microorganisms: *Mycoplasma*, *Legionella* and *Chlamydia*.

[0217] Dosage levels of the order of from about 0.1 mg to about 140 mg per kilogram of body weight per day are useful in the treatment of the above-indicated conditions (about 0.5 mg to about 7 g per patient per day). The amount of active ingredient that may be combined with the carrier materials to produce a single dosage form will vary depending upon the host treated and

the particular mode of administration. Dosage unit forms will generally contain between from about 1 mg to about 500 mg of an active ingredient.

[0218] Frequency of dosage may also vary depending on the compound used and the particular disease treated. However, for treatment of most infectious disorders, a dosage regimen of 4 times daily or less is preferred and a dosage regimen of 1 or 2 times daily is particularly preferred.

[0219] It will be understood, however, that the specific dose level for any particular patient will depend upon a variety of factors including the activity of the specific compound employed, the age, body weight, general health, sex, diet, time of administration, route of administration, and rate of excretion, drug combination and the severity of the particular disease undergoing therapy.

COMBINATION ADMINISTRATION

[0220] The compounds of the invention may also be useful in combination with other pharmaceutically active agents such as antibacterial agents, antiviral agents, antifungal agents, anti-inflammatories, interferon, efflux-pump inhibitors, and beta-lactamase inhibitors. Antibiotic agents include any molecule that tends to prevent, inhibit or destroy life and as such, includes anti-bacterial agents, anti-fungicides, anti-viral agents, and anti-parasitic agents.

[0221] Pharmaceutical compositions of the invention include single dosage forms containing of a compound of Formula I and/or Formula II and one or more other active agent, dosage forms containing more than one compound of Formula I and/or Formula II, and separate administration of a compound of Formula I and/or Formula II with another active agent.

[0222] The following active agents, which are useful in combinations of the invention, may be isolated from an organism that produces the agent or synthesized by methods known to those of ordinary skill in the art of medicinal chemistry or purchased from a commercial source.

[0223] Anti-bacterial antibiotic agents include, but are not limited to, penicillins, cephalosporins, carbacephems, cephamycins, carbapenems, monobactams, aminoglycosides, glycopeptides, quinolones, tetracyclines, macrolides, and fluoroquinolones (see Table below). Examples of antibiotic agents include, but are not limited to, Penicillin G (CAS Registry No.: 61-

33-6); Methicillin (CAS Registry No.: 61-32-5); Nafcillin (CAS Registry No.: 147-52-4); Oxacillin (CAS Registry No.: 66- 79-5); Cloxacillin (CAS Registry No.: 61-72-3); Dicloxacillin (CAS Registry No.: 3116-76-5); Ampicillin (CAS Registry No.: 69-53-4); Amoxicillin (CAS Registry No.: 26787-78-0); Ticarcillin (CAS Registry No. : 34787-01-4); Carbenicillin (CAS Registry No.: 4697-36-3); Mezlocillin (CAS Registry No.: 51481-65-3); Azlocillin (CAS Registry No.: 37091-66-0); Piperacillin (CAS Registry No.: 61477-96-1); Imipenem (CAS Registry No.: 74431-23-5); Aztreonam (CAS Registry No.: 78110-38-0); Cephalothin (CAS Registry No.: 153-61-7); Cefazolin (CAS Registry No.: 25953-19-9); Cefaclor (CAS Registry No.: 70356-03-5); Cefamandole formate sodium (CAS Registry No.: 42540-40-9); Cefoxitin (CAS Registry No.: 35607-66-0); Cefuroxime (CAS Registry No.: 55268-75-2); Cefonicid (CAS Registry No.: 61270-58-4); Cefmetazole (CAS Registry No.: 56796-20-4); Cefotetan (CAS Registry No.: 69712-56-7); Cefprozil (CAS Registry No.: 92665-29-7); Loracarbef (CAS Registry No.: 121961-22-6); Cefetamet (CAS Registry No.: 65052-63-3); Cefoperazone (CAS Registry No.: 62893-19-0); Cefotaxime (CAS Registry No.: 63527-52-6); Ceftrizoxime (CAS Registry No.: 68401-81-0); Ceftriaxone (CAS Registry No.: 73384-59-5); Ceftazidime (CAS Registry No. : 72558-82-8); Cefepime (CAS Registry No.: 88040-23-7); Cefixime (CAS Registry No.: 79350-37-1); Cefpodoxime (CAS Registry No.: 80210-62-4); Cefsulodin (CAS Registry No.: 62587-73-9); Fleroxacin (CAS Registry No.: 79660-72-3); Nalidixic acid (CAS Registry No.: 389-08-2); Norfloxacin (CAS Registry No.: 70458-96-7); Ciprofloxacin (CAS Registry No.: 85721-33- 1); Ofloxacin (CAS Registry No.: 82419-36-1); Enoxacin (CAS Registry No.: 74011-58-8); Lomefloxacin (CAS Registry No.: 98079-51-7); Cinoxacin (CAS Registry No.: 28657-80-9); Doxycycline (CAS Registry No.: 564-25-0); Minocycline (CAS Registry No.: 10118-90-8); Tetracycline (CAS Registry No. : 60-54-8); Amikacin (CAS Registry No.: 37517-28-5); Gentamicin (CAS Registry No.: 1403-66-3); Kanamycin (CAS Registry No.: 8063-07-8); Netilmicin (CAS Registry No.: 56391-56-1); Tobramycin (CAS Registry No.: 32986-56-4); Streptomycin (CAS Registry No.: 57-92-1); Azithromycin (CAS Registry No.: 83905-01-5); Clarithromycin (CAS Registry No.: 81103-11-9); Erythromycin (CAS Registry No.: 114-07-8); Erythromycin estolate (CAS Registry No.: 3521-62-8); Erythromycin ethyl succinate (CAS Registry No.: 41342-53-4); Erythromycin glucoheptonate (CAS Registry No.:

23067-13-2); Erythromycin lactobionate (CAS Registry No.: 3847-29-8); Erythromycin stearate (CAS Registry No.: 643-22-1); Vancomycin (CAS Registry No.: 1404-90-6); Teicoplanin (CAS Registry No.: 61036-64-4); Chloramphenicol (CAS Registry No.: 56-75-7); Clindamycin (CAS Registry No.: 18323-44-9); Trimethoprim (CAS Registry No.: 738-70-5); Sulfamethoxazole (CAS Registry No.: 723-46-6); Nitrofurantoin (CAS Registry No.: 67-20-9); Rifampin (CAS Registry No.: 13292-46-1); Mupirocin (CAS Registry No.: 12650-69-0); Metronidazole (CAS Registry No.: 443-48-1); Cephalexin (CAS Registry No.: 15686-71-2); Roxithromycin (CAS Registry No.: 80214-83-1); Co- amoxiclavuanate; combinations of Piperacillin and Tazobactam; and their various salts, acids, bases, and other derivatives.

[0224] Anti-fungals agents include but are not limited to Amphotericin B, Candicidin, Dermostatin, Filipin, Fungichromin, Hachimycin, Hamycin, Lucensomycin, Mepartricin, Natamycin, Nystatin, Pecilocin, Perimycin, Azaserine, Griseofulvin, Oligomycins, Neomycin, Pyrrolnitrin, Siccanin, Tubercidin, Viridin, Butenafine, Naftifine, Terbinafine, Bifonazole, Butoconazole, Chlordantoin, Chlormidazole, Cloconazole, Clotrimazole, Econazole, Enilconazole, Fenticonazole, Flutrimazole, Isoconazole, Ketoconazole, Lanoconazole, Miconazole, Omoconazole, Oxiconazole, Sertaconazole, Sulconazole, Tioconazole, Tolciclate, Tolindate, Tolnaftate, Fluconazole, Itraconazole, Saperconazole, Terconazole, Acrisorcin, Amorolfine, Biphenamine, Bromosalicylchloranilide, Buclosamide, Calcium Propionate, Chlorphenesin, Ciclopirox, Cloxyquin, Coparaffinate, Diamthazole, Exalamide, Flucytosine, Halethazole, Hexetidine, Loflucarban, Nifuratel, Potassium Iodide, Propionic Acid, Pyrithione, Salicylanilide, Sodium Propionate, Sulbentine, Tenonitroazole, Triacetin, Ujotion, Undecylenic Acid, and Zinc Propionate.

[0225] Antiviral agents include, but are not limited to, Acyclovir, Cidofovir, Cytarabine, Dideoxyadenosine, Didanosine, Edoxudine, Famciclovir, Floxuridine, Ganciclovir, Idoxuridine, Inosine Pranobex, Lamivudine, MADU, Penciclovir, Sorivudine, Stavudine, Trifluridine, Valacyclovir, Vidarabine, Zalcitabine, Zidovudine, Acemannan, Acetylleucine, Amantadine, Amidinomycin, Delavirdine, Foscarnet, Indinavir, Interferon- α , Interferon- β , Interferon- γ , Kethoxal, Lysozyme, Methisazone, Moroxydine, Nevirapine, Podophyllotoxin, Ribavirin, Rimantadine, Ritonavir2, Saquinavir, Stailimycin, Statolon, Tromantadine, and Xenazoic Acid.

[0226] Antiinflammatory agents include, but are not limited to, Enfenamic Acid, Etofenamate, Flufenamic Acid, Isonixin, Meclofenamic Acid, Mefenamic Acid, Niflumic Acid, Talniflumate, Terofenamate, Tolfenamic Acid, Aceclofenac, Acemetacin, Alclofenac, Amfenac, Amtolmetin Guacil, Bromfenac, Bufexamac, Cinmetacin, Clopirac, Diclofenac, Etodolac, Felbinac, Fenclozic Acid, Fentiazac, Glucametacin, Ibufenac, Indomethacin, Isofezolac, Isoxepac, Lonazolac, Metiazinic Acid, Mofezolac, Oxametacine, Pirazolac, Proglumetacin, Sulindac, Tiaramide, Tolmetin, Tropesin, Zomepirac, Bumadizon, Butibufen, Fenbufen, Xenbucin, Clidanac, Ketorolac, Tinoridine, Alminoprofen, Benoxaprofen, Bermoprofen, Bucloxic Acid, Carprofen, Fenoprofen, Flunoxaprofen, Flurbiprofen, Ibuprofen, Ibuproxam, Indoprofen, Ketoprofen, Loxoprofen, Naproxen, Oxaprozin, Piketoprofen, Pirprofen, Pranoprofen, Protizinic Acid, Suprofen, Tiaprofenic Acid, Ximoprofen, Zaltoprofen, Difenamizole, Epirizole, Apazone, Benzpiperylon, Feprazone, Mofebutazone, Morazone, Oxyphenbutazone, Phenylbutazone, Pipebuzone, Propyphenazone, Ramifenazone, Suxibuzone, Thiazolinobutazone, Acetaminosalol, Aspirin, Benorylate, Bromosaligenin, Calcium Acetylsalicylate, Diflunisal, Etersalate, Fendosal, Gentisic Acid, Glycol Salicylate, Imidazole Salicylate, Lysine Acetylsalicylate, Mesalamine, Morpholine Salicylate, I-Naphthyl Salicylate, Olsalazine, Parsalimide, Phenyl Acetylsalicylate, Phenyl Salicylate, Salacetamide, Salicylamide, O-Acetic Acid, Salicylsulfuric Acid, Salsalate, Sulfasalazine, Ampiroxicam, Droxicam, Isoxicam, Lornoxicam, Piroxicam, Tenoxicam, epsilon-Acetamidocaproic Acid, S-Adenosylmethionine, 3-Amino-4-hydroxybutyric Acid, Amixetrine, Bendazac, Benzydamine, alpha-Bisabolol, Bucolome, Difenpiramide, Ditazol, Emorfazone, Fepradinol, Guaiazulene, Nabumetone, Nimesulide, Oxaceprol, Paranyline, Perisoxal, Proquazone, Superoxide Dismutase, Tenidap, Zileuton, 21-Acetoxypregnenolone, Alclometasone, Algestone, Amcinonide, Beclomethasone, Betamethasone, Budesonide, Chloroprednisone, Clobetasol, Clobetasone, Clocortolone, Cloprednol, Corticosterone, Cortisone, Cortivazol, Deflazacort, Desonide, Desoximetasone, Dexamethasone, Diflorasone, Diflucortolone, Difluprednate, Enoxolone, Fluazacort, Flucloronide, Flumethasone, Flunisolide, Fluocinolone Acetonide, Fluocinonide, Fluocortin Butyl, Fluocortolone, Fluorometholone, Fluoperolone Acetate, Fluprednidene Acetate, Fluprednisolone, Flurandrenolide, Fluticasone Propionate, Formocortol, Halcinonide,

Halobetasol Propionate, Halometasone, Halopredone Acetate, Hydrocortamate, Hydrocortisone, Loteprednol Etabonate, Mazipredone, Medrysone, Meprednisone, Methylprednisolone, Mometasone Furoate, Paramethasone, Prednicarbate, Prednisolone, Prednisolone 25-Diethylamino-acetate, Prednisolone Sodium Phosphate, Prednisone, Prednival, Prednylidene, Rimexolone, Tixocortol, Triamcinolone, Triamcinolone Acetonide, Triamcinolone Benetonide, and Triamcinolone Hexacetonide.

[0227] Compounds of the invention may be combined with one or more Beta lactamase inhibitor when used in combination with a beta-lactam class antibiotic, such as penicillin or cephalosporins. Beta-lactamase inhibitors include, but are not limited to Clavulanic acid, Sulbactam, Sultamacillin, and Tazobactam.

[0228] Compounds of the invention may also be combined with one or more efflux pump inhibitor, such as a quinazolinone efflux pump inhibitors, d-ornithine-d-homophenylalanine-3-aminoquinoline, Phe-Arg-b-naphthylamide, propafenone, a phenothiazine or thioxanthene efflux pump inhibitor, 1-aza-9-oxafluorenes, N-[4-[2-(3,4-dihydro-6,7-dimethoxy-2(1H)-isoquinoliny)ethyl]phenyl]-9,10-dihydro-5-methoxy-9-oxo-4-Acridinecarboxamide, reserpine, Milbemycin, Cinchonine, Verapamil, L-phenylalanyl-N-2-naphthalenyl-L-Argininamide (and analogs), 5'-methoxyhydnocarpin-D, methylxanthines, FK506, a cyclosporine efflux pump inhibitor, Nocardamine and other siderophores, Amiodarone, Cyclosporin A, Ro11-2933 (DMDP), Quinidine, and the optical isomers of Propranolol, Quinine (SQ1) and Quinidine, Quinine-10,11-epoxide, Quercetin, Amitriptyline, Taxuspine C derivatives, Emodin, MC-002434; Agosterol A; Pheophorbide; pyridoquinolines such as 2,2'-[(2,8,10-trimethylpyrido[3,2-g]quinoline-4,6-diyl)bis(oxy)]bis[N,N-dimethyl-ethanamine, Gitonavir, and Gemfibrozil.

SYNTHESIS OF COMPOUNDS

[0229] The compounds of the invention are prepared according to methods well-known to those skilled in the art of organic chemical synthesis. The starting materials used in preparing the compounds of the invention are known, made by known methods, or are commercially available.

[0230] It is recognized that the skilled artisan in the art of organic chemistry can readily carry out standard manipulations of organic compounds without further direction.

[0231] The skilled artisan will readily appreciate that certain reactions are best carried out when other functionalities are masked or protected in the compound, thus increasing the yield of the reaction and/or avoiding any undesirable side reactions. Often, the skilled artisan utilizes protecting groups to accomplish such increased yields or to avoid the undesired reactions. These reactions are found in the literature and are also well within the scope of the skilled artisan.

[0232] The compounds of the invention may have one or more chiral center. As a result, one may selectively prepare one optical isomer, including diastereomers and enantiomers, over another, for example by chiral starting materials, catalysts or solvents, or may prepare both stereoisomers or both optical isomers, including diastereomers and enantiomers at once (a racemic mixture). Since the compounds of the invention may exist as racemic mixtures, mixtures of optical isomers, including diastereomers and enantiomers, or stereoisomers may be separated using known methods, such as through the use of, for example, chiral salts and chiral chromatography.

[0233] In addition, it is recognized that one optical isomer, including a diastereomer and enantiomer, or a stereoisomer, may have favorable properties over the other. When a racemic mixture is discussed herein, it is clearly contemplated to include both optical isomers, including diastereomers and enantiomers, or one stereoisomer substantially free of the other.

[0234] The invention also includes all energetically accessible conformational and torsional isomers of the compounds disclosed.

[0235] This invention is further illustrated by the following examples that should not be construed as limiting. The contents of all references, patents and published patent applications cited throughout this application are incorporated herein by reference.

EXAMPLES

ABBREVIATIONS

[0236] The following abbreviations are used in the reaction schemes and synthetic examples, which follow. This list is not meant to be an all-inclusive list of abbreviations used in the application as additional standard abbreviations, which are readily understood by those skilled in the art of organic synthesis, may also be used in the synthetic schemes and examples.

(Boc)₂O - Di-*t*-butyl dicarbonate

Cbz-Cl – Benzyloxycarbonyl chloride

m-CPBA - *m*-Chloroperoxybenzoic acid

DMF – N,N-Dimethylformamide

DMSO – Dimethylsulfoxide

Et₃N – Triethyl amine

Et₂O - Diethyl ether

EtOH - ethanol

EtOAc – Ethyl acetate

LDA

PPh₃ – Triphenyl phosphate

PTLC – Preparative thin layer chromatography

t-BuOK – *tert*-Butyl oxide

TsCl – Tosyl chloride

TFA trifluoroacetic acid

THF – Tetrahydrofuran

GENERAL METHODS

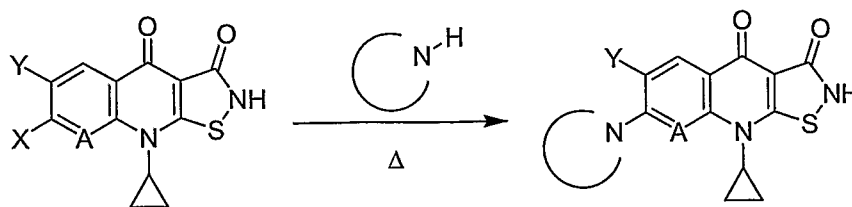
[0237] All nonaqueous reactions are performed under an atmosphere of dry argon gas (99.99%) using oven- or flame-dried glassware. Microwave-assisted syntheses are conducted in a commercial microwave reactor (Discover System, CEM Corporation). The progress of reactions is monitored using thin-layer chromatography (TLC) on glass plates coated with Merck silica gel 60 (F₂₅₄). Flash column chromatography is performed on Merck silica gel 60 (230–400

mesh). NMR spectra are recorded at ambient temperature using a Bruker Avance 300 spectrometer (^1H at 300.1 MHz, ^{13}C at 75.5 MHz, and ^{19}F at 282.4 MHz). The chemical shifts for ^1H and ^{13}C are reported in parts per million (δ) relative to external tetramethylsilane and are referenced to signals of residual protons in the deuterated solvent. The chemical shifts for ^{19}F are reported in parts per million (δ) relative to external fluorotrichloromethane. Assignment of NMR data is based on two-dimensional correlation experiments (^1H – ^1H COSY, ^1H – ^{13}C HMQC, ^1H – ^{13}C HMBC, and ^1H – ^1H NOESY) and the usual principles of NMR spectroscopy (the magnitudes of coupling constants and chemical shifts). Analytical HPLC is performed using a YMC Pack Pro C18 50×4.6 mm $5 \mu\text{m}$ column with an isocratic elution of 0.24 min at 90:10 $\text{H}_2\text{O}:\text{CH}_3\text{CN}$ containing 0.1% TFA followed by a 4-min linear gradient elution from 90:10 to 10:90 at a flow rate of 2.5 mL/min with UV detection at 254 nm. Unless noted otherwise, preparative HPLC is performed using a YMC Pack Pro C18 150×20.0 mm $5 \mu\text{m}$ column with an isocratic elution of 0.24 min at 97:3 $\text{H}_2\text{O}:\text{CH}_3\text{CN}$ containing 0.1% TFA followed by a 10-min linear gradient elution from 97:3 to 0:100 at a flow rate of 18.0 mL/min with UV detection at 254 nm. Low-resolution mass spectra are recorded on a Thermo Finnigan Surveyor MSQ instrument (operating in APCI mode) equipped with a Gilson liquid chromatograph. Unless noted otherwise, the quasi-molecular ions, $[\text{M} + \text{H}]^+$, observed in the low-resolution mass spectra are the base peaks. Elemental analyses are performed at Atlantic Microlab, Inc. (Norcross, GA).

EXAMPLE 1. PREPARATION OF 8-METHOXY-SUBSTITUTED-9H-ISOTHIAZOLO[5,4-B]QUINOLINE-3,4-DIONES

[0238] 8-methoxy-substituted 9H-isothiazolo[5,4-b]quinoline-3,4-diones are prepared from the corresponding core intermediates (1–4) in accordance with the synthetic scheme outlined below.

60



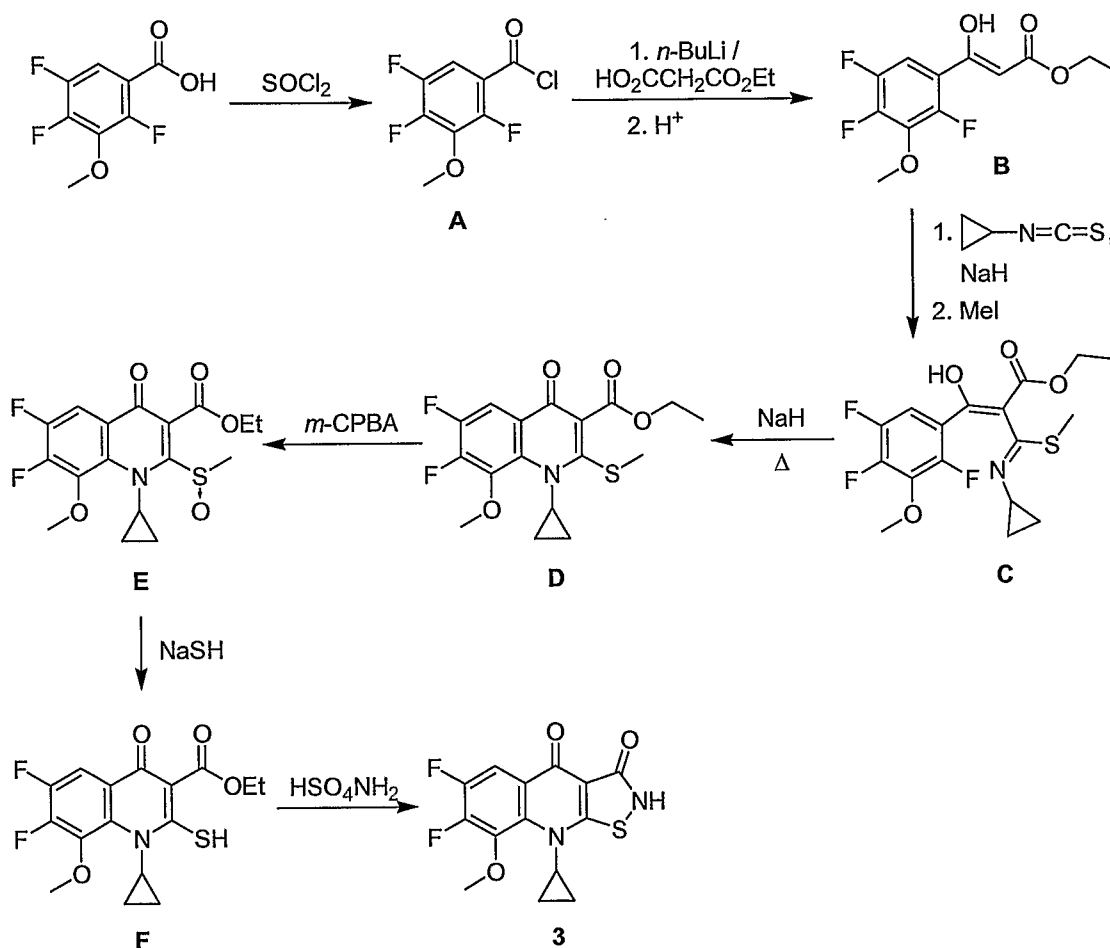
1. Y = F, X = Cl, A = N
2. Y = F, X = F, A = CH
3. Y = F, X = F, A = COMe
4. Y = H, X = F, A = COMe

EXAMPLE 2. SYNTHESIS OF COMPOUNDS OF FORMULAS 1 AND 2.

[0239] 7-Chloro-9-cyclopropyl-6-fluoro-9H-1-thia-2,8,9-triazacyclopenta[*b*]naphthalene-3,4-dione (**1**) is prepared from ethyl 2,6-dichloro-5-fluoronicotinylacetate using the procedure of Chu and Claiborne (Chu, D. T. W.; Claiborne, A. K. *J. Heterocycl. Chem.* **1990**, *27*, 1191–1195). 9-Cyclopropyl-6,7-difluoro-9H-isothiazolo[5,4-*b*]quinoline-3,4-dione (**2**) is prepared from 2,4,5-trifluorobenzoic acid using the procedure of Chu (Chu, D. T. W. *J. Heterocycl. Chem.* **1990**, *27*, 839–843).

EXAMPLE 3. SYNTHESIS OF 9-CYCLOPROPYL-6,7-DIFLUORO-8-METHOXY-9*H*-ISOTHIAZOLO[5,4-*b*]QUINOLINE-3,4-DIONE (Compound 3).

[0240] 9-Cyclopropyl-6,7-difluoro-8-methoxy-9*H*-isothiazolo[5,4-*b*]quinoline-3,4-dione (3) is prepared in accordance with the synthetic scheme below.



Step 1. Synthesis of 2,4,5-trifluoro-3-methoxybenzoyl chloride (A)

[0241] A mixture of 2,4,5-trifluoro-3-methoxybenzoic acid (154 mg, 0.75 mmol) and thionyl chloride (8 mL) is refluxed for 4 h. Excess thionyl chloride is removed *in vacuo*, and the remaining residue is used directly in the next synthetic step.

Step 2. Synthesis of (Z)-ethyl 3-hydroxy-3-(2,4,5-trifluoro-3-methoxyphenyl)acrylate (B).

[0242] Compound B is prepared using the general method of Wierenga and Skulnick (Wierenga, W.; Skulnick, H. I. *J. Org. Chem.* (1979) 44: 310–311). *n*-Butyllithium (1.6 M in

hexanes) is added to a cooled ($-78\text{ }^{\circ}\text{C}$) solution of tetrahydrofuran (10 mL) containing ethyl hydrogen malonate (180 μL , 1.50 mmol) and 2,2'-bipyridyl ($\sim 1\text{ mg}$ as indicator). The temperature of the reaction mixture is allowed to rise to ca. $-5\text{ }^{\circ}\text{C}$ during the addition of *n*-butyllithium. Sufficient *n*-butyllithium (2.8 mL, 4.48 mmol) is added until a pink color persists at $-5\text{ }^{\circ}\text{C}$ for 5–10 min. A solution of 2,4,5-trifluoro-3-methoxybenzoyl chloride (0.75 mmol, vide supra) in tetrahydrofuran ($\sim 3\text{ mL}$) is added in one portion to the reaction mixture that had been recooled to $-78\text{ }^{\circ}\text{C}$. The resulting mixture is allowed to warm to room temperature, diluted with ethyl acetate (50 mL), and quenched with a 1 M aqueous solution of hydrochloric acid. The organic layer is washed with a 5% aqueous solution of sodium bicarbonate ($2 \times 30\text{ mL}$), followed by brine ($2 \times 50\text{ mL}$), dried over sodium sulfate, and evaporated under reduced pressure to give the crude product. This material is purified by flash column chromatography (eluting with 20% v/v ethyl acetate in hexanes) to give pure **B** as a white solid. ^1H NMR (300 MHz, CDCl_3): (enol, predominant tautomer, $\geq 90\%$) δ 1.32 (t, $J_{\text{H-H}} = 7.0\text{ Hz}$, 3H, $\text{CO}_2\text{CH}_2\text{CH}_3$), 4.02 (apparent t, $J_{\text{H-F}} = 1.0\text{ Hz}$, 3H, OCH_3), 4.25 (q, $J_{\text{H-H}} = 7.0\text{ Hz}$, 2H, $\text{CO}_2\text{CH}_2\text{CH}_3$), 5.79 (s, 1H, $\text{CH}_3\text{C}(\text{OH})=\text{CH}-\text{CO}_2\text{CH}_2\text{CH}_3$), 7.39 (ddd, $J_{\text{H-F}} = 11.0\text{ Hz}$, 8.5 Hz, 6.5 Hz, 1H, aromatic), 12.68 (s, 1H, OH). $^{19}\text{F}\{^1\text{H}\}$ NMR (282 MHz, CDCl_3): δ -146.8 (dd, $J_{\text{F-F}} = 21.5\text{ Hz}$, 10.5 Hz, 1F), -140.2 (dd, $J_{\text{F-F}} = 21.5\text{ Hz}$, 13.5 Hz, 1F), -131.3 (dd, $J_{\text{F-F}} = 13.5\text{ Hz}$, 10.5 Hz, 1F).

Step 3. Synthesis of (E)-ethyl 2-((Z)-N-cyclopropyl(methylthio)carbamoyl)-3-hydroxy-3-(2,4,5-trifluoro-3-methoxyphenyl)acrylate (C)

[0243] Sodium hydride (60% in mineral oil, 31 mg, 0.78 mmol) is added portionwise to a cooled ($0\text{ }^{\circ}\text{C}$) solution containing **B** (200 mg, 0.73 mmol), cyclopropyl isothiocyanate (120 μL , 1.2 mmol), and dimethylformamide (2 mL). The resulting mixture is allowed to warm to room temperature with stirring overnight (18 h). Methyl iodide (80 μL , 1.2 mmol) is added to the resulting solution and stirred for an additional 4 h (until TLC indicated the complete consumption of **B**). The reaction mixture is diluted with ethyl acetate (100 mL) and quenched by addition of a saturated aqueous solution of ammonium chloride (30 mL). The organic layer is washed with brine ($4 \times 30\text{ mL}$), dried over sodium sulfate, and evaporated under reduced pressure to give the crude product. This material is purified by flash column chromatography (eluting with 40% v/v ethyl acetate in hexanes) to give **C** as a yellow oil. ^1H NMR (300 MHz,

CDCl₃): δ 0.86 (m, 2H, cyclopropyl CH₂), 0.97 (m, 5H), 2.52 (s, 3H, SCH₃), 3.00 (m, 1H, cyclopropyl CH), 3.96 (q, $J_{H-H} = 7.0$ Hz, 2H, CO₂CH₂CH₃), 4.02 (apparent t, $J_{H-F} = 1.0$ Hz, 3H, OCH₃), 6.96 (m, 1H, aromatic), 11.71 (s, 1H). ¹⁹F{¹H} NMR (282 MHz, CDCl₃): δ -149.9 (br, 1F), -141.4 (br, 1F), -135.7 (br, 1F).

Step 4. Synthesis of ethyl 1-cyclopropyl-6,7-difluoro-8-methoxy-2-(methylthio)-4-oxo-1,4-dihydroquinoline-3-carboxylate (D)

[0244] Sodium hydride (60% in mineral oil, 82 mg, 2.1 mmol) is added portionwise to a solution of **C** (760 mg, 1.95 mmol) in dimethylformamide (15 mL) at room temperature. The reaction mixture is heated at 80 °C for 3 d (until TLC indicates the complete consumption of **B**), cooled to room temperature, and quenched by addition of a saturated aqueous solution of ammonium chloride (10 mL). The mixture is extracted with ethyl acetate (3 × 50 mL). The combined organic extracts are washed with brine (4 × 30 mL), dried over sodium sulfate, and evaporated under reduced pressure to give crude **D**. This material is purified by flash column chromatography (eluting with 30% v/v ethyl acetate in hexanes) to **D** as a pale yellow oil. ¹H NMR (300 MHz, CDCl₃): δ 0.73 (m, 2H, cyclopropyl CH₂), 1.19 (m, 2H, cyclopropyl CH₂), 1.38 (t, $J_{H-H} = 7.0$ Hz, 3H, CO₂CH₂CH₃), 2.66 (s, 3H, SCH₃), 3.74 (m, 1H, cyclopropyl CH), 4.08 (d, $J_{H-F} = 2.5$ Hz, 3H, OCH₃), 4.40 (q, $J_{H-H} = 7.0$ Hz, 2H, CO₂CH₂CH₃), 7.76 (dd, $J_{H-F} = 10.5$ Hz, 8.5 Hz, 1H, aromatic). ¹⁹F{¹H} NMR (282 MHz, CDCl₃): δ -146.8 (d, $J_{F-F} = 21.0$ Hz, 1F), -137.7 (d, $J_{F-F} = 21.0$ Hz, 1F). LCMS m/z calcd for C₁₇H₁₇F₂NO₄S 369 ([M⁺]); found 370 ([M + H]⁺).

Step 5. Synthesis of ethyl 1-cyclopropyl-6,7-difluoro-8-methoxy-2-(methylsulfinyl)-4-oxo-1,4-dihydroquinoline-3-carboxylate (E)

[0245] *m*-Chloroperoxybenzoic acid ($\leq 77\%$, 34 mg, 0.15 mmol) is added in one portion to a solution of **D** (50 mg, 0.14 mmol) in methylene chloride (3 mL) at room temperature. The reaction mixture is stirred for 1 h, diluted with ethyl acetate (20 mL), and washed with a 5% aqueous solution of sodium bicarbonate (2 × 10 mL). The organic layer is dried over sodium sulfate and evaporated under reduced pressure to give the crude product. This material is purified by preparative thin-layer chromatography (eluting with 10% v/v hexanes in ethyl acetate) to give pure **E** as a white solid. ¹H NMR (300 MHz, CDCl₃): δ 0.62 (m, 1H, cyclopropyl

CH₂), 1.00 (m, 1H, cyclopropyl CH₂), 1.13 (m, 1H, cyclopropyl CH₂), 1.29 (m, 1H, cyclopropyl CH₂), 1.36 (t, $J_{\text{H-H}} = 7.5$ Hz, 3H, CO₂CH₂CH₃), 3.22 (s, 3H, S(O)CH₃), 3.85 (m, 1H, cyclopropyl CH), 4.09 (d, $J_{\text{H-F}} = 2.5$ Hz, 3H, OCH₃), 4.37 (q, $J_{\text{H-H}} = 7.5$ Hz, 2H, CO₂CH₂CH₃), 7.75 (dd, $J_{\text{H-F}} = 10.0, 8.0$ Hz, 1H, aromatic). ¹⁹F{¹H} NMR (282 MHz, CDCl₃): δ -145.2 (d, $J_{\text{F-F}} = 21.0$ Hz, 1F), -136.2 (d, $J_{\text{F-F}} = 21.0$ Hz, 1F). LCMS m/z calcd for C₁₇H₁₇F₂NO₅S 385 ([M⁺]); found 386 ([M + H]⁺).

Step 6. Synthesis of ethyl 1-cyclopropyl-6,7-difluoro-2-mercapto-8-methoxy-4-oxo-1,4-dihydroquinoline-3-carboxylate (F).

[0246] Anhydrous sodium hydrogen sulfide (Alfa Aesar, 20 mg, 0.36 mmol) is added in one portion to a solution of DMF (6 mL) containing E (93 mg, 0.24 mmol) at room temperature. The resulting solution is heated at 40 °C for 2–3 h (until TLC indicated complete consumption of E) and allowed to cool to room temperature. The reaction mixture is quenched by addition of a 5% aqueous solution of hydrochloric acid (20 mL) and extracted with ethyl acetate (2 × 25 mL). The combined organic extracts are washed with brine (4 × 25 mL), dried over sodium sulfate, and evaporated to dryness under reduced pressure to give crude F in quantitative yield. This material is used directly in the next synthetic step to prevent its oxidative degradation. LCMS m/z calcd for C₁₆H₁₅F₂NO₄S 355 ([M⁺]); found 356 ([M + H]⁺).

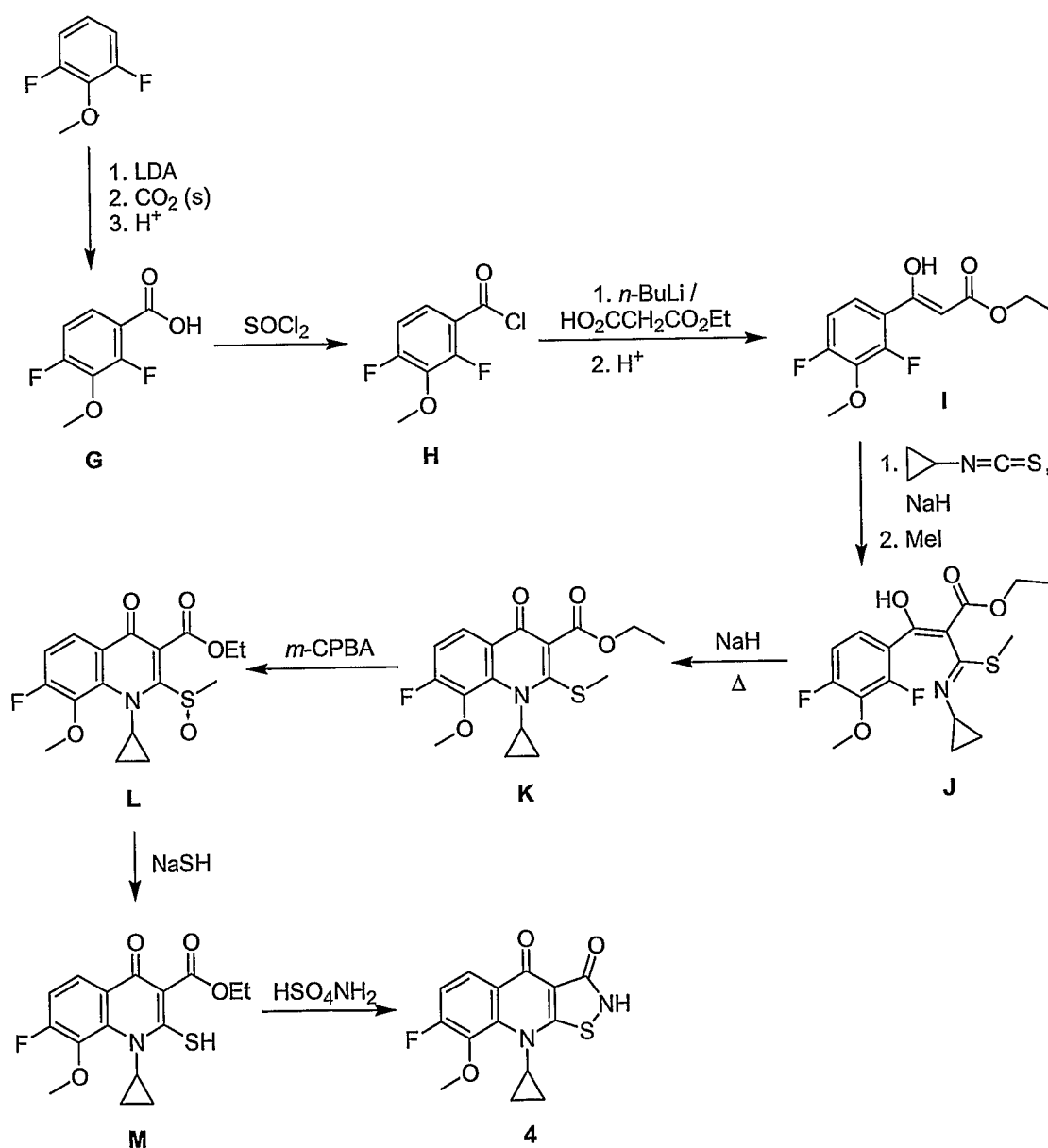
Step 7. Synthesis of 9-cyclopropyl-6,7-difluoro-8-methoxyisothiazolo[5,4-b]quinoline-3,4(2H,9H)-dione (3).

[0247] A solution of sodium bicarbonate (820 mg, 9.8 mmol) in water (14 mL) is added to a solution of F (348 mg, 0.98 mmol) in tetrahydrofuran (10 mL) at room temperature. Hydroxylamine-*O*-sulfonic acid (465 mg, 4.1 mmol) is added in one portion to this mixture. The reaction mixture is stirred at room temperature for ~3 h and quenched by addition of an aqueous solution of 5% hydrochloric acid (100 mL). The precipitate that formed is collected by filtration, washed with water (3 × 5 mL), and dried *in vacuo* to give 3 as a white solid. This product is of sufficient purity (≥95% by ¹H NMR spectroscopy) to use directly in the final amine-coupling step. ¹H NMR (300 MHz, DMSO-*d*₆): δ 1.12 (m, 4H, cyclopropyl CH₂), 3.85 (m, 1H, cyclopropyl CH), 4.01 (d, $J_{\text{H-F}} = 1.5$ Hz, 3H, OCH₃), 7.85 (dd, $J_{\text{H-F}} = 11.0$ Hz, 9.0 Hz, 1H, aromatic). ¹⁹F{¹H} NMR (282 MHz, DMSO-*d*₆): δ -146.4 (d, $J_{\text{F-F}} = 23.0$ Hz, 1F), -140.2 (d, $J_{\text{F-F}}$

$f = 23.0$ Hz, 1F). LCMS m/z calcd for $C_{14}H_{10}F_2N_2O_3S$ 324 ($[M]^+$); found 325 ($[M + H]^+$).

EXAMPLE 4. SYNTHESIS OF 9-CYCLOPROPYL-7-FLUORO-8-METHOXY-9H-ISOTHIAZOLO[5,4-*B*]QUINOLINE-3,4-DIONE (4)

[0248] 9-Cyclopropyl-7-fluoro-8-methoxy-9H-isothiazolo[5,4-*b*]quinoline-3,4-dione (4) is prepared in accordance with the following synthetic scheme.



Step 1. Synthesis of 2,4-difluoro-3-methoxybenzoic acid (G).

[0249] Lithium diisopropylamide (LDA) is formed by dropwise addition of *n*-butyllithium (1.6 M in hexanes, 39 mL, 62 mmol) to a stirred solution of diisopropylamine (9.1 mL, 65 mmol) in tetrahydrofuran (120 mL) at -78°C . The resulting solution is stirred at -78°C for 5 min, -20°C for 15 min, and then cooled again to -78°C . This solution of LDA is added dropwise to a cooled (-78°C) solution of 1,3-difluoro-2-methoxybenzene (7.15 g, 50 mmol) in tetrahydrofuran (150 mL) over a period of 30 min. The reaction mixture is allowed to warm to -20°C , cooled to -78°C , and bubbled with carbon dioxide gas for ~30 min. The resulting mixture is acidified to pH ~2 by addition of a 2 M aqueous solution of hydrochloric acid, and the product is extracted with ethyl acetate (2×200 mL). The combined organic extracts are washed with brine (100 mL), dried over sodium sulfate, and evaporated under reduced pressure. The remaining residue is suspended in water (80 mL). The residue dissolved once the solution is adjusted to pH ~9 via addition of a 2 M aqueous solution of sodium hydroxide. This solution is washed with diethyl ether (2×30 mL) and acidified slowly to pH ~2 by addition of a 2 M aqueous solution of hydrochloric acid. The product is extracted with ethyl acetate (2×200 mL), and the combined organic extracts are washed with brine (100 mL), dried over sodium sulfate, and concentrated under reduced pressure to give **G** as a pale yellow solid. This product is used directly in the next synthetic step. ^1H NMR (300 MHz, $\text{DMSO}-d_6$) δ 3.93 (s, 3H, OCH_3), 7.24 (ddd, $J_{\text{H-F}} = 10.5$ Hz, $J_{\text{H-H}} = 9.0$ Hz, $J_{\text{H-F}} = 2.0$ Hz, 1H, aromatic H-5), 7.62 (ddd, $J_{\text{H-H}} = 9.0$ Hz, $J_{\text{H-F}} = 8.0$ Hz, $J_{\text{H-F}} = 6.0$ Hz, 1H, aromatic H-6).

Step 2. Synthesis of 2,4-difluoro-3-methoxybenzoyl chloride (H).

[0250] A mixture of 2,4-difluoro-3-methoxybenzoic acid (2.1 g, 11.1 mmol), thionyl chloride (5 mL), and ethyl acetate (30 mL) is refluxed for 4 h. All volatiles are removed *in vacuo*, and the remaining residue is used directly in the next synthetic step.

Step 3. Synthesis of (Z)-ethyl 3-hydroxy-3-(2,4-difluoro-3-methoxyphenyl)acrylate (I).

[0251] Compound **I** is prepared using the general method of Wierenga and Skulnick (Wierenga, W.; Skulnick, H. I. *J. Org. Chem.* **1979**, *44*, 310–311). *n*-Butyllithium (1.6 M in hexanes) is added to a cooled (-78°C) solution of tetrahydrofuran (50 mL) containing ethyl hydrogen malonate (2.6 mL, 22 mmol) and 2,2'-bipyridyl (~1 mg as indicator). The temperature

of the reaction mixture is allowed to rise to ca. -5°C during the addition of *n*-butyllithium. Sufficient *n*-butyllithium (30 mL, 48 mmol) is added until a pink color persists at -5°C for 5–10 min. A solution of 2,4-difluoro-3-methoxybenzoyl chloride (**H**) (11.1 mmol, vide supra) in tetrahydrofuran (10 mL) is added in one portion to the reaction mixture that has been recooled to -78°C . The resulting mixture is allowed to warm to room temperature, diluted with ethyl acetate (100 mL), and quenched with a 1 M aqueous solution of hydrochloric acid. The organic layer is washed with a 5% aqueous solution of sodium bicarbonate (2×80 mL), followed by brine (2×80 mL), dried over sodium sulfate, and evaporated under reduced pressure to give the crude product. This material is purified by flash column chromatography (eluting with 20% v/v ethyl acetate in hexanes) to give pure **I** as a white solid. ^1H NMR (300 MHz, CDCl_3): (keto, predominant tautomer, $\sim 80\%$) δ 1.20 (t, $J_{\text{H-H}} = 7.0$ Hz, 3H, $\text{CO}_2\text{CH}_2\text{CH}_3$), 3.88 (d, $J_{\text{H-F}} = 4.0$ Hz, 2H, $\text{CH}_2\text{CO}_2\text{CH}_2\text{CH}_3$), 3.98 (apparent t, $J_{\text{H-F}} = 1.0$ Hz, 3H, OCH_3), 4.15 (q, $J_{\text{H-H}} = 7.0$ Hz, 2H, $\text{CO}_2\text{CH}_2\text{CH}_3$), 6.92 (ddd, $J_{\text{H-F}} = 11.0$ Hz, $J_{\text{H-H}} = 9.0$ Hz, $J_{\text{H-F}} = 2.0$ Hz, 1H, aromatic H-5), 7.57 (ddd, $J_{\text{H-H}} = 9.0$ Hz, $J_{\text{H-F}} = 7.5$ Hz, $J_{\text{H-F}} = 6.0$ Hz, 1H, aromatic H-6). LCMS m/z calcd for $\text{C}_{12}\text{H}_{12}\text{F}_2\text{O}_4$ 258 ($[\text{M}^+]$); found 259 ($[\text{M} + \text{H}]^+$).

Step 4. Synthesis of (E)-ethyl 2-((Z)-N-cyclopropyl(methylthio)carbamoyl)-3-hydroxy-3-(2,4-difluoro-3-methoxyphenyl)acrylate (J).

[0252] Sodium hydride (60% in mineral oil, 212 mg, 5.31 mmol) is added portionwise to a cooled (0°C) solution containing **I** (1.28 g, 4.96 mmol), cyclopropyl isothiocyanate (781 μL , 8.43 mmol), and dimethylformamide (13 mL). The resulting mixture is allowed to warm to room temperature with stirring overnight (18 h). Methyl iodide (525 μL , 8.43 mmol) is added to the resulting solution and stirred for an additional 4 h (until TLC indicated the complete consumption of **I**). The reaction mixture is diluted with ethyl acetate (250 mL) and quenched by addition of a saturated aqueous solution of ammonium chloride (75 mL). The organic layer is washed with brine (4×100 mL), dried over sodium sulfate, and evaporated under reduced pressure to give the crude product. This material is purified by flash column chromatography (eluting with 40% v/v ethyl acetate in hexanes) to give of **J** as a yellow oil. ^1H NMR (300 MHz, CDCl_3): δ 0.80–1.01 (m, 7H), 2.52 (s, 3H, SCH_3), 3.02 (m, 1H, cyclopropyl CH), 3.91 (q, $J_{\text{H-H}} = 7.5$ Hz, 2H, $\text{CO}_2\text{CH}_2\text{CH}_3$), 3.97 (s, 3H, OCH_3), 6.88 (ddd, $J_{\text{H-F}} = 10.0$ Hz, $J_{\text{H-H}} = 9.0$ Hz, $J_{\text{H-F}} =$

1.5 Hz, 1H, aromatic H-5), 7.07 (ddd, $J_{H-H} = 9.0$ Hz, $J_{H-F} = 7.0$ Hz, $J_{H-F} = 6.0$ Hz, 1H, aromatic H-6), 11.78 (s, 1H, OH). $^{19}\text{F}\{^1\text{H}\}$ NMR (282 MHz, CDCl_3): δ -130.8 (d, $J_{F-F} = 10.5$ Hz, 1F), -126.8 (d, $J_{F-F} = 10.5$ Hz, 1F). LCMS m/z calcd for $\text{C}_{17}\text{H}_{19}\text{F}_2\text{NO}_4\text{S}$ 371 ($[\text{M}^+]$); found 372 ($[\text{M} + \text{H}]^+$).

Step 5. Synthesis of ethyl 1-cyclopropyl-7-fluoro-8-methoxy-2-(methylthio)-4-oxo-1,4-dihydroquinoline-3-carboxylate (K).

[0253] Sodium hydride (60% in mineral oil, 142 mg, 3.54 mmol) is added portionwise to a solution of **J** (1.25 g, 3.37 mmol) in dimethylformamide (18 mL) at room temperature. The reaction mixture is heated at 75 °C for 18 h (until TLC indicated the complete consumption of **J**), cooled to room temperature, and quenched by addition of a saturated aqueous solution of ammonium chloride (20 mL). The mixture is extracted with ethyl acetate (3×100 mL). The combined organic extracts are washed with brine (4×50 mL), dried over sodium sulfate, and evaporated under reduced pressure to give crude **K** as a pale yellow oil. This product is of sufficient purity ($\geq 95\%$ by NMR spectroscopy) to use directly in the next synthetic step. ^1H NMR (300 MHz, CDCl_3): δ 0.72 (m, 2H, cyclopropyl CH_2), 1.17 (m, 2H, cyclopropyl CH_2), 1.38 (t, $J_{H-H} = 7.0$ Hz, 3H, $\text{CO}_2\text{CH}_2\text{CH}_3$), 2.62 (s, 3H, SCH_3), 3.75 (m, 1H, cyclopropyl CH), 4.00 (d, $J_{H-F} = 2.0$ Hz, 3H, OCH_3), 4.39 (q, $J_{H-H} = 7.0$ Hz, 2H, $\text{CO}_2\text{CH}_2\text{CH}_3$), 7.12 (dd, $J_{H-F} = 11.0$ Hz, $J_{H-H} = 9.0$ Hz, 1H, aromatic H-6), 7.95 (dd, $J_{H-H} = 9.0$ Hz, $J_{H-F} = 6.0$ Hz, 1H, aromatic H-5). $^{19}\text{F}\{^1\text{H}\}$ NMR (282 MHz, CDCl_3): δ -123.7 (s, 1F). LCMS m/z calcd for $\text{C}_{17}\text{H}_{18}\text{FNO}_4\text{S}$ 351 ($[\text{M}^+]$); found 352 ($[\text{M} + \text{H}]^+$).

Step 6. Synthesis of ethyl 1-cyclopropyl-7-fluoro-8-methoxy-2-(methylsulfinyl)-4-oxo-1,4-dihydroquinoline-3-carboxylate (L).

[0254] *m*-Chloroperoxybenzoic acid ($\leq 77\%$, 527 mg, 2.35 mmol) is added in one portion to a cooled (-5 °C) solution of **K** (0.75 g, 2.14 mmol) in methylene chloride (20 mL). The reaction mixture is stirred at 0 °C for 2.5 h, diluted with ethyl acetate (100 mL), and washed with a 5% aqueous solution of sodium bicarbonate (2×30 mL). The organic layer is dried over sodium sulfate and evaporated under reduced pressure to give the crude product. This material is purified by flash column chromatography (eluting with 5% v/v chloroform in ethyl acetate) to give pure **L** as a yellow solid. ^1H NMR (300 MHz, CDCl_3): δ 0.60 (m, 1H, cyclopropyl CH_2),

0.99 (m, 1H, cyclopropyl CH₂), 1.11 (m, 1H, cyclopropyl CH₂), 1.26 (m, 1H, cyclopropyl CH₂), 1.35 (t, $J_{\text{H-H}} = 7.5$ Hz, 3H, CO₂CH₂CH₃), 3.19 (s, 3H, S(O)CH₃), 3.81 (m, 1H, cyclopropyl CH), 4.00 (d, $J_{\text{H-F}} = 2.0$ Hz, 3H, OCH₃), 4.37 (m, 2H, CO₂CH₂CH₃), 7.15 (dd, $J_{\text{H-F}} = 10.5$ Hz, $J_{\text{H-H}} = 9.0$ Hz, 1H, aromatic H-6), 7.93 (dd, $J_{\text{H-H}} = 9.0$ Hz, $J_{\text{H-F}} = 6.0$ Hz, 1H, aromatic H-5). ¹⁹F{¹H} NMR (282 MHz, CDCl₃): δ -122.1 (s). LCMS m/z calcd for C₁₇H₁₈FNO₅S 367 ([M⁺]); found 368 ([M + H]⁺).

Step 7. Synthesis of ethyl 1-cyclopropyl-7-fluoro-2-mercapto-8-methoxy-4-oxo-1,4-dihydroquinoline-3-carboxylate (M).

[0255] Anhydrous sodium hydrogen sulfide (Alfa Aesar, 137 mg, 2.45 mmol) is added in one portion to a solution of dimethylformamide (10 mL) containing **L** (600 mg, 1.63 mmol) at -5 °C. The resulting mixture is stirred for 15 min (until TLC indicated complete consumption of **L**) and allowed to warm to room temperature. The reaction mixture is quenched by addition of a 5% aqueous solution of hydrochloric acid (75 mL) and extracted with ethyl acetate (2 × 100 mL). The combined organic extracts are washed with brine (4 × 75 mL), dried over sodium sulfate, and evaporated to dryness under reduced pressure to give crude **M** (≥90% purity by LC-MS). This material is used directly in the next synthetic step to prevent its oxidative degradation. LCMS m/z calcd for C₁₆H₁₆FNO₄S 337 ([M⁺]); found 338 ([M + H]⁺).

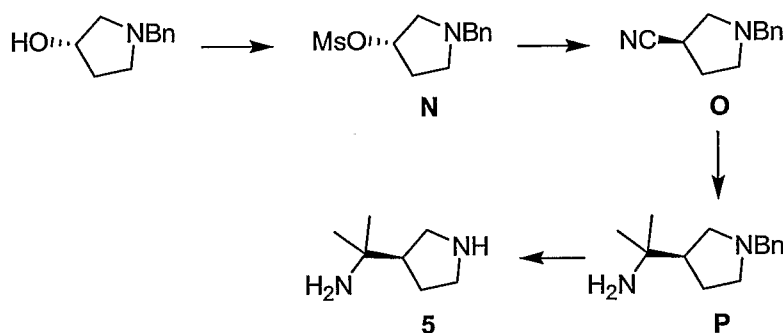
*Synthesis of 9-cyclopropyl-7-fluoro-8-methoxyisothiazolo[5,4-*b*]quinoline-3,4(2H,9H)-dione (4).*

[0256] A solution of sodium bicarbonate (1.3 g, 15.47 mmol) in water (22 mL) is added to a solution of **M** (540 mg, 1.60 mmol) in tetrahydrofuran (16 mL) at room temperature. Hydroxylamine-*O*-sulfonic acid (761 mg, 6.73 mmol) is added in one portion to this mixture. The reaction mixture is stirred at room temperature for ~3 h and quenched by addition of an aqueous solution of 5% hydrochloric acid (150 mL). The precipitate that formed is collected by filtration, washed with water (3 × 10 mL), and dried *in vacuo* to give **4** as a white solid. This product is of sufficient purity (≥95% by ¹H NMR spectroscopy) to use directly in the final amine-coupling step. ¹H NMR (300 MHz, DMSO-*d*₆): δ 1.11 (m, 2H, cyclopropyl CH₂), 1.26 (m, 2H, cyclopropyl CH₂), 3.92 (m, 1H, cyclopropyl CH), 4.00 (d, $J_{\text{H-F}} = 1.5$ Hz, 3H, OCH₃), 7.43 (dd, $J_{\text{H-F}} = 10.5$ Hz, $J_{\text{H-H}} = 9.0$ Hz 1H, aromatic H-6), 8.06 (dd, $J_{\text{H-H}} = 9.0$ Hz, $J_{\text{H-F}} = 6.0$ Hz 1H,

aromatic H-5). $^{19}\text{F}\{^1\text{H}\}$ NMR (282 MHz, CDCl_3): δ -119.1 (s). LCMS m/z calcd for $\text{C}_{14}\text{H}_{11}\text{FN}_2\text{O}_3\text{S}$ 306 ($[\text{M}^+]$); found 307 ($[\text{M} + \text{H}]^+$).

EXAMPLE 5. SYNTHESIS OF 1-METHYL-1-PYRROLIDIN-3-YL ETHYLAMINE (5)

[0257] 1-Methyl-1-pyrrolidin-3-yl-ethylamine is prepared in accordance with the synthetic scheme below.



Step 1. Synthesis of (S)-1-benzylpyrrolidin-3-yl methanesulfonate (N).

[0258] Methanesulfonyl chloride (15 mL, 0.19 mol) is added to a cooled (0 °C) solution of toluene (300 mL) containing (S)-1-benzylpyrrolidin-3-ol (24.5 g, 0.14 mol) and triethylamine (80 mL, 0.57 mol). The resulting mixture is stirred at 0 °C for 15 min, and allowed to warm to room temperature with stirring for 2h. The mixture is quenched with a 5% aqueous solution of sodium bicarbonate (250 mL). The organic layer is washed with a 5% aqueous solution of sodium bicarbonate (2 × 250 mL), washed with water (1 × 250 mL), dried over magnesium sulfate, and concentrated under reduced pressure to give N (35.1 g, 99 %) as an orange oil. ^1H NMR (300 MHz, CDCl_3): δ 2.07 (m, 1H), 2.30 (m, 1H), 2.49 (m, 1H), 2.75–2.90 (m, 3H), 2.98 (s, 3H), 3.61 (d, J = 13.0 Hz, 1H), 3.68 (d, J = 13.0 Hz, 1H), 5.18 (m, 1H), 7.15–7.30 (m, 5H). LCMS m/z calcd for $\text{C}_{12}\text{H}_{17}\text{NO}_3\text{S}$ 255 ($[\text{M}^+]$); found 256 ($[\text{M} + \text{H}]^+$, 100%), 160 (40%).

Steps 2 and 3. Syntheses of (R)-1-benzylpyrrolidine-3-carbonitrile (O) and 2-((R)-1-benzylpyrrolidin-3-yl)propan-2-amine (P).

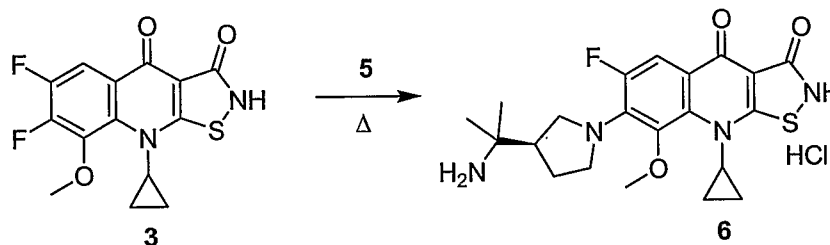
[0259] The syntheses of O and P are described previously by Fedij *et al.* (Fedij, V.; Lenoir, E. A., III; Suto, M. J.; Zeller, J. R.; Wemple, J. *Tetrahedron: Asymmetry* **1994**, 5, 1131–1134).

Step 4. Synthesis of 1-((R)-Methyl-1-pyrrolidin-3-yl)-ethylamine (5).

[0260] A mixture containing **P** (7.4 g), 20% palladium hydroxide on carbon (7.5 g), and ethanol (75 mL) is stirred under an atmosphere of hydrogen gas (50 psi) at 45 °C for 24 h. The mixture is filtered and the filtrate is concentrated under reduced pressure to give **5** (4.1 g, 95 %) as a yellow oil. This material is stored under an atmosphere of argon gas. ¹H NMR (300 MHz, CDCl₃): δ 1.09 (s, 6H), 1.51 (m, 1H), 1.64 (br s, 3H), 1.81 (m, 1H), 2.06 (apparent pentet, *J* = 8.5 Hz, 1H), 2.69 (dd, *J* = 11.0 Hz, *J* = 8.5 Hz, 1H), 2.94 (m, 2H), 3.00 (dd, *J* = 11.0 Hz, *J* = 8.5 Hz, 1H). LCMS *m/z* calcd for C₇H₁₆N₂ 128 ([M⁺]); found 129 ([M + H]⁺, 60%), 112 (100%).

EXAMPLE 6. GENERAL METHOD FOR THE FINAL AMINE-COUPLING STEP: SYNTHESIS OF 7-((R)-3-(2-AMINOPROPAN-2-YL)PYRROLIDIN-1-YL)-9-CYCLOPROPYL-6-FLUORO-8-METHOXYISOTHIAZOLO[5,4-B]QUINOLINE-3,4(2H,9H)-DIONE HYDROCHLORIDE

[0261] 7-((R)-3-(2-Aminopropan-2-yl)pyrrolidin-1-yl)-9-cyclopropyl-6-fluoro-8-methoxyisothiazolo[5,4-b]quinoline-3,4(2H,9H)-dione hydrochloride is prepared in accordance with the synthetic scheme below.



Synthesis of 7-((R)-3-(2-aminopropan-2-yl)pyrrolidin-1-yl)-9-cyclopropyl-6-fluoro-8-methoxyisothiazolo[5,4-b]quinoline-3,4(2H,9H)-dione hydrochloride (6).

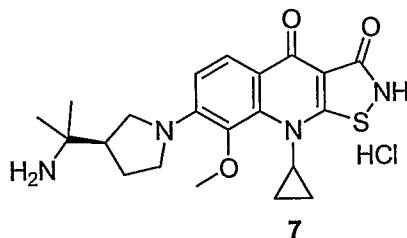
[0262] Under an atmosphere of argon, a reaction vessel is charged with **5** (206.0 mg, 1.6 mmol), **3** (328.6 mg, 1.0 mmol), dimethyl sulfoxide (4.5 mL), and *N,N*-diisopropylethylamine (750 μL, 4.3 mmol). The resulting mixture is irradiated with microwaves (CEM Discover) at 125 °C for 1 h (conventional heating may also be used—115 °C in an oil bath for 14 h), allowed to cool, and evaporated to dryness under reduced pressure (~70 °C/2–3 mm Hg). The oily residue is triturated with ethyl acetate (15 mL) and the resulting powder is collected by centrifugation. This solid is purified using preparative HPLC to give the desired product. Preparative HPLC is performed using a YMC Pack Pro C18 150 × 30.0 mm 5 μm column

coupled to a YMC Pack Pro 50×20 mm $5\mu\text{m}$ column with an isocratic elution of 0.37 min at 95:5 $\text{H}_2\text{O}:\text{CH}_3\text{CN}$ containing 0.1% TFA followed by a 15.94 min linear gradient elution from 95:5 to 25:75, followed by a 0.69 min linear gradient from 25:75 to 5:95 at a flow rate of 30.0 mL/min with UV detection at 254. The crude material is loaded as a solution containing acetic acid (~2 mL), methanol (~1 mL), and water (~1 mL). The purified product is isolated as the TFA salt and is converted to the corresponding hydrochloride salt by addition of a solution of hydrogen chloride (~1.25 M in methanol) followed by evaporation; this process is repeated twice to give a yellow solid. Purity by HPLC: $\geq 99\%$; $t_R = 10.08$ min. ^1H NMR (300 MHz, TFA-*d*): δ 1.28 (m, 2H), 1.53 (m, 2H), 1.66 (s, 6H), 2.43 (m, 1H), 2.57 (m, 1H), 3.35 (m, 1H), 3.97 (s, 3H), 4.01–4.38 (m, 5H), 8.17 (d, $J = 12.0$ Hz, 1H, aromatic). $^{19}\text{F}\{^1\text{H}\}$ (282 MHz, TFA-*d*): δ -118.0 (s). $^{13}\text{C}\{^1\text{H}\}$ (75 MHz, TFA-*d*): δ 13.5, 13.9, 25.0, 25.1, 29.1, 39.7, 49.6, 59.4 (br, $W_{1/2} \approx 14$ Hz), 59.8 (br, $W_{1/2} \approx 14$ Hz), 60.0, 66.8, 106.0, 112.1 (d $J_{\text{C-F}} = 23.0$ Hz), 137.5 (br m, $W_{1/2} \approx 24$ Hz), 138.4, 144.8 (br, $W_{1/2} \approx 10$ Hz), 155.3 (d $J_{\text{C-F}} = 255.0$ Hz), 169.8, 170.1, 171.5 (br, $W_{1/2} \approx 9$ Hz). LCMS m/z calcd for $\text{C}_{21}\text{H}_{25}\text{FN}_4\text{O}_3\text{S}$ 432 ($[\text{M}^+]$); found 433 ($[\text{M} + \text{H}]^+$). Anal. Calcd for $\text{C}_{21}\text{H}_{25}\text{FN}_4\text{O}_3\text{S} \cdot 1.5\text{HCl} \cdot 1.5\text{H}_2\text{O}$: C, 49.05; H, 5.78; N, 10.90; Cl, 10.34. Found: C, 49.30; H, 5.60; N, 10.83; Cl, 10.00.

EXAMPLE 7. SYNTHESIS OF 7-((R)-3-(2-AMINOPROPAN-2-YL)PYRROLIDIN-1-YL)-9-CYCLOPROPYL-8-METHOXYISOTHIAZOLO[5,4-B]QUINOLINE-3,4(2H,9H)-DIONE HYDROCHLORIDE (7)

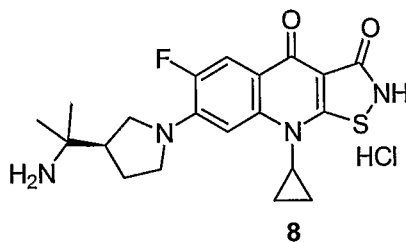
[0263] 7-((R)-3-(2-Aminopropan-2-yl)pyrrolidin-1-yl)-9-cyclopropyl-8-methoxyisothiazolo[5,4-b]quinoline-3,4(2H,9H)-dione hydrochloride (7) is prepared via the procedure outlined above in Example 6 for 6 using 4 as starting material. Purity by HPLC: $\geq 99\%$. ^1H NMR (300 MHz, DMSO-*d*₆): δ 0.92 (m, 2H), 1.34 (m, 2H), 1.33 (s, 6H), 1.84 (m, 1H), 2.05 (m, 1H), 2.55 (m, 1H), 3.44 (m, 2H), 3.49 (s, 3H), 3.55 (m, 2H), 3.78 (m, 1H), 6.86 (d, $J = 9.0$ Hz, 1H), 7.82 (d, $J = 9.0$ Hz, 1H). LCMS m/z calcd for $\text{C}_{21}\text{H}_{26}\text{N}_4\text{O}_3\text{S}$ 414 ($[\text{M}^+]$); found 415 ($[\text{M} + \text{H}]^+$).

73



Synthesis of 7-((R)-3-(2-aminopropan-2-yl)pyrrolidin-1-yl)-9-cyclopropyl-6-fluoroisothiazolo[5,4-b]quinoline-3,4(2H,9H)-dione hydrochloride (8).

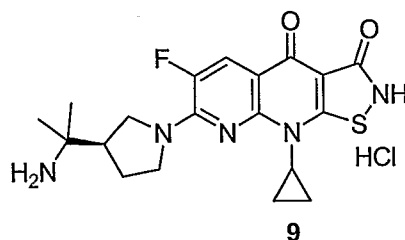
[0264] 7-((R)-3-(2-Aminopropan-2-yl)pyrrolidin-1-yl)-9-cyclopropyl-6-fluoroisothiazolo[5,4-b]quinoline-3,4(2H,9H)-dione hydrochloride is prepared via the procedure outlined above in Example 6 for **6** using **2** as starting material. Purity by HPLC: $\geq 98\%$. ^1H NMR (300 MHz, DMSO- d_6)/acetic acid- d_4 ($\sim 10:1$ v/v): δ 1.15 (m, 2H), 1.30 (s, 6H), 1.33 (m, 2H), 1.84 (m, 1H), 2.04 (m, 1H), 2.54 (m, 1H), 3.32–3.71 (m, 5H), 6.89 (d, $J_{\text{H-F}} = 7.5$ Hz, 1H), 7.60 (d, $J_{\text{H-F}} = 14.0$ Hz, 1H). ^{19}F { ^1H } (282 MHz, DMSO- d_6)/acetic acid- d_4 ($\sim 10:1$ v/v): δ –131.8 (s). LCMS m/z calcd for $\text{C}_{20}\text{H}_{23}\text{FN}_4\text{O}_2\text{S}$ 402 ($[\text{M}^+]$); found 403 ($[\text{M} + \text{H}]^+$).



Synthesis of 7-((R)-3-(2-aminopropan-2-yl)pyrrolidin-1-yl)-9-cyclopropyl-6-fluoroisothiazolo[5,4-b][1,8]naphthyridine-3,4(2H,9H)-dione hydrochloride (9).

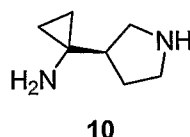
[0265] 7-((R)-3-(2-Aminopropan-2-yl)pyrrolidin-1-yl)-9-cyclopropyl-6-fluoroisothiazolo[5,4-b][1,8]naphthyridine-3,4(2H,9H)-dione hydrochloride is prepared via the procedure outlined above in Example 6 for **6** using **1** as starting material. Purity by HPLC: $\geq 98\%$. ^1H NMR (300 MHz, DMSO- d_6)/acetic acid- d_4 ($\sim 10:1$ v/v): δ 1.11 (m, 2H), 1.20 (m, 2H), 1.28 (s, 6H), 1.82 (m, 1H), 2.02 (m, 1H), 2.48 (m, 1H), 3.27 (m, 1H), 3.51 (m, 1H), 3.64 (m, 1H), 3.93 (m, 2H), 7.82 (d, $J_{\text{H-F}} = 13.0$ Hz, 1H). ^{19}F { ^1H } (282 MHz, DMSO- d_6)/acetic acid- d_4 ($\sim 10:1$ v/v): δ –139.8 (s). LCMS m/z calcd for $\text{C}_{19}\text{H}_{22}\text{FN}_5\text{O}_2\text{S}$ 403 ($[\text{M}^+]$); found 404 ($[\text{M} + \text{H}]^+$).

74



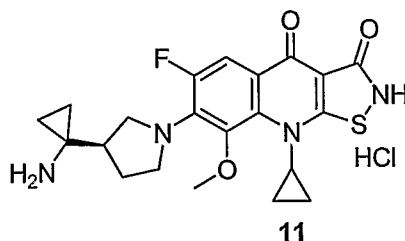
Synthesis of 1-((R)-pyrrolidin-3-yl)cyclopropanamine (10).

[0266] 1-((R)-Pyrrolidin-3-yl)cyclopropanamine (**10**) is prepared using the method of Inagaki *et al.* (Inagaki, H.; Miyauchi, S.; Miyauchi, R. N.; Kawato, H. C.; Ohki, H.; Matsuhashi, N.; Kawakami, K.; Takahashi, H.; Takemura, M. *J. Med. Chem.* **2003**, *46*, 1005–1015).



Synthesis of 7-((R)-3-(1-aminocyclopropyl)pyrrolidin-1-yl)-9-cyclopropyl-6-fluoro-8-methoxyisothiazolo[5,4-b]quinoline-3,4(2H,9H)-dione hydrochloride (11).

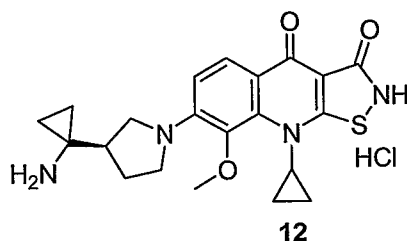
[0267] 7-((R)-3-(1-Aminocyclopropyl)pyrrolidin-1-yl)-9-cyclopropyl-6-fluoro-8-methoxyisothiazolo[5,4-b]quinoline-3,4(2H,9H)-dione hydrochloride (**11**) is prepared via the procedure outlined above in Example 6 for **6** using **10** as starting material. Purity by HPLC: $\geq 98\%$. ^1H NMR (300 MHz, CD_3OD): δ 1.02 (m, 6H), 1.26 (m, 2H), 1.74 (m, 1H), 2.16 (m, 1H), 2.70 (m, 1H), 3.60 (s, 3H), 3.62 (m, 2H), 3.74 (m, 1H), 3.87 (m, 2H), 7.69 (d, $J_{\text{H-F}} = 14.0$ Hz, 1H). $^{19}\text{F}\{^1\text{H}\}$ NMR (282 MHz, CD_3OD): δ -126.2. LCMS m/z calcd for $\text{C}_{21}\text{H}_{23}\text{FN}_4\text{O}_3\text{S}$ 430 ($[\text{M}^+]$); found 431 ($[\text{M} + \text{H}]^+$).



Synthesis of 7-((R)-3-(1-aminocyclopropyl)pyrrolidin-1-yl)-9-cyclopropyl-8-methoxyisothiazolo[5,4-b]quinoline-3,4(2H,9H)-dione hydrochloride (12).

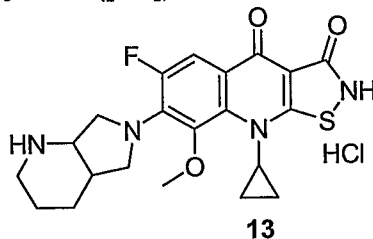
[0268] 7-((R)-3-(1-Aminocyclopropyl)pyrrolidin-1-yl)-9-cyclopropyl-8-methoxyisothiazolo[5,4-b]quinoline-3,4(2H,9H)-dione hydrochloride (**12**) is prepared via the

procedure outlined above in Example 6 for **6** using **4** and **10** as starting materials. Purity by HPLC: $\geq 98\%$. ^1H NMR (300 MHz, CD_3OD): δ 0.93 (m, 6H), 1.18 (m, 2H), 1.69 (m, 1H), 2.10 (m, 1H), 2.65 (m, 1H), 3.32 (m, 1H), 3.47 (s, 3H), 3.60 (m, 3H), 3.80 (m, 1H), 6.91 (d, $J_{\text{H-H}} = 9.0$ Hz, 1H), 7.91 (d, $J_{\text{H-H}} = 9.0$ Hz, 1H). LCMS m/z calcd for $\text{C}_{21}\text{H}_{24}\text{N}_4\text{O}_3\text{S}$ 412 ($[\text{M}^+]$); found 413 ($[\text{M} + \text{H}]^+$).



Synthesis of 9-cyclopropyl-6-fluoro-7-(octahydropyrrolo[3,4-b]pyridin-6-yl)-8-methoxyisothiazolo[5,4-b]quinoline-3,4(2H,9H)-dione hydrochloride (13).

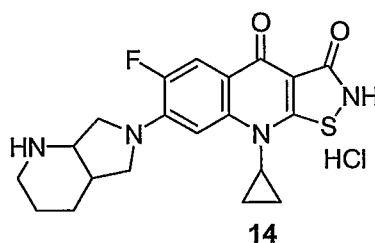
[0269] 9-Cyclopropyl-6-fluoro-7-(octahydropyrrolo[3,4-b]pyridin-6-yl)-8-methoxyisothiazolo[5,4-b]quinoline-3,4(2H,9H)-dione hydrochloride (**13**) is prepared via the procedure outlined above in Example 6 for **6** using commercially available (*rac*)-*cis*-octahydropyrrolo[3,4-b]pyridine as starting material. Purity by HPLC: $\geq 98\%$. ^1H NMR (300 MHz, $\text{DMSO-}d_6$): δ 1.13 (m, 2H, cyclopropyl CH_2), 1.16 (m, 2H, cyclopropyl CH_2), 1.78 (m, 4H), 2.54 (m, 1H), 2.89 (m, 1H), 3.17 (m, 1H), 3.56 (s, 3H, OCH_3), 3.61–4.19 (m, 6H), 7.56 (d, ($J_{\text{H-F}} = 13.5$ Hz, 1H, aromatic). $^{19}\text{F}\{^1\text{H}\}$ NMR (282 MHz, $\text{DMSO-}d_6$): δ -125.3 (s). LCMS m/z calcd for $\text{C}_{21}\text{H}_{23}\text{FN}_4\text{O}_3\text{S}$ 430 ($[\text{M}^+]$); found 431 ($[\text{M} + \text{H}]^+$).



Synthesis of 9-cyclopropyl-6-fluoro-7-(octahydropyrrolo[3,4-b]pyridin-6-yl)isothiazolo[5,4-b]quinoline-3,4(2H,9H)-dione hydrochloride (14).

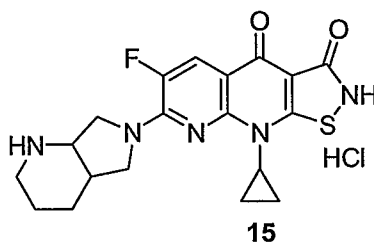
[0270] 9-Cyclopropyl-6-fluoro-7-(octahydropyrrolo[3,4-b]pyridin-6-yl)isothiazolo[5,4-b]quinoline-3,4(2H,9H)-dione hydrochloride (**14**) is prepared via the procedure outlined above in

Example 6 for **6** using **2** and commercially available (*rac*)-*cis*-octahydropyrrolo[3,4-*b*]pyridine as starting materials. Purity by HPLC: $\geq 98\%$. ^1H NMR (300 MHz, CD_3OD): δ 1.22 (m, 4H, cyclopropyl CH_2), 1.81 (m, 4H), 2.89 (m, 3H), 3.20 (m, 1H), 3.63 (m, 2H), 3.89 (m, 3H), 6.75 (br, 1H, aromatic H-8), 7.44 (d, $J_{\text{H-F}} = 14.0\text{Hz}$, 1H, aromatic H-6). ^{19}F $\{^1\text{H}\}$ NMR (282 MHz, CD_3OD): δ -132.2 (s). LCMS m/z calcd for $\text{C}_{20}\text{H}_{21}\text{FN}_4\text{O}_2\text{S}$ 400 ($[\text{M}^+]$); found 401 ($[\text{M} + \text{H}]^+$).



*Synthesis of 9-cyclopropyl-6-fluoro-7-(octahydropyrrolo[3,4-*b*]pyridin-6-yl)isothiazolo[5,4-*b*][1,8]naphthyridine-3,4(2H,9H)-dione hydrochloride (15).*

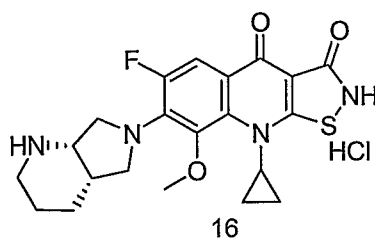
[0271] 9-Cyclopropyl-6-fluoro-7-(octahydropyrrolo[3,4-*b*]pyridin-6-yl)isothiazolo[5,4-*b*][1,8]naphthyridine-3,4(2H,9H)-dione hydrochloride (**15**) is prepared via the procedure outlined above in Example 6 for **6** using **1** and commercially available (*rac*)-*cis*-octahydropyrrolo[3,4-*b*]pyridine as starting materials. Purity by HPLC: $\geq 98\%$. ^1H NMR (300 MHz, $\text{DMSO-}d_6$): (selected data) δ 7.58 (br, aromatic). ^{19}F $\{^1\text{H}\}$ NMR (282 MHz, $\text{DMSO-}d_6$): δ -140.5 (br). LCMS m/z calcd for $\text{C}_{19}\text{H}_{20}\text{FN}_5\text{O}_2\text{S}$ 401 ($[\text{M}^+]$); found 402 ($[\text{M} + \text{H}]^+$).



*Synthesis of 9-cyclopropyl-6-fluoro-7-((4aS,7aS)-octahydropyrrolo[3,4-*b*]pyridin-6-yl)-8-methoxyisothiazolo[5,4-*b*]quinoline-3,4(2H,9H)-dione (16).*

[0272] 9-Cyclopropyl-6-fluoro-7-((4aS,7aS)-octahydropyrrolo[3,4-*b*]pyridin-6-yl)-8-methoxyisothiazolo[5,4-*b*]quinoline-3,4(2H,9H)-dione hydrochloride (**16**) is prepared via the procedure outlined above in Example 6 for **6** using **3** and (4aS,7aS)-octahydro-1H-pyrrolo[3,4-*b*]pyridine as starting materials. MW 430.496.

77



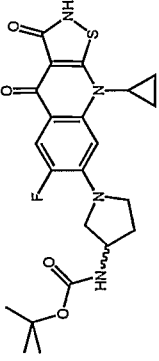
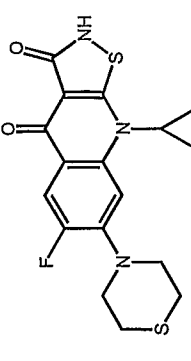
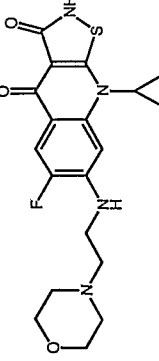
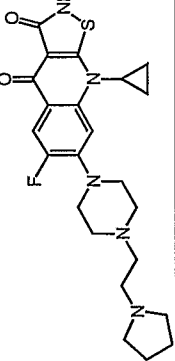
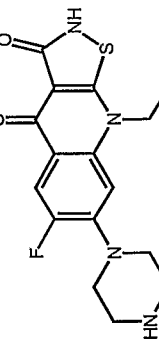
EXAMPLE 8. ADDITIONAL 9H-ISOTHIAZOLO[5,4-B]QUINOLINE-3,4-DIONES AND RELATED COMPOUNDS

Additional compounds of Formula I and II prepared by the methods exemplified in Examples 1 to 7 are disclosed in TABLE II

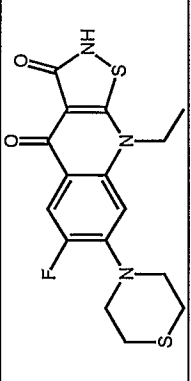
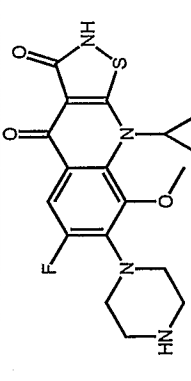
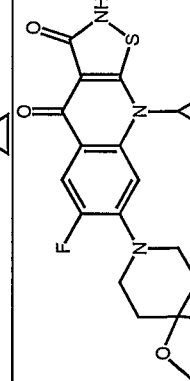
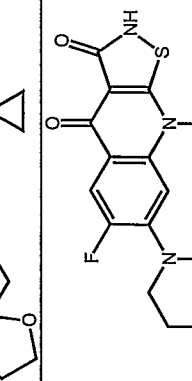
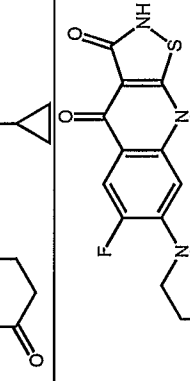
TABLE II

No.	Structure	Name	Salt	MW	MS	H-NMR	F-NMR
17		9-cyclopropyl-6-fluoro-7-(3-methylpiperazin-1-yl)isothiazolo[5,4-b]quinoline-3,4(2H,9H)-dione		374.4			
18		9-cyclopropyl-6-fluoro-7-(3-hydroxypyrrolidin-1-yl)isothiazolo[5,4-b]quinoline-3,4(2H,9H)-dione		361.4			
19		9-cyclopropyl-6-fluoro-7-morpholinisothiazolo[5,4-b]quinoline-3,4(2H,9H)-dione		361.4			
20		9-cyclopropyl-6-fluoro-7-(piperazin-1-yl)isothiazolo[5,4-b]quinoline-3,4(2H,9H)-dione		360.4			
21		9-cyclopropyl-6-fluoro-7-(4-methylpiperazin-1-yl)isothiazolo[5,4-b]quinoline-3,4(2H,9H)-dione		374.4			

No.	Structure	Name	Salt	MW	MS	H-NMR	F-NMR
22		9-cyclopropyl-7-(3-(dimethylamino)pyrrolidin-1-yl)-6-fluoroisothiazolo[5,4-b]quinoline-3,4(2H,9H)-dione		388.5			
23		9-cyclopropyl-6-fluoro-7-(piperidin-1-yl)isothiazolo[5,4-b]quinoline-3,4(2H,9H)-dione		359.4			
24		9-cyclopropyl-6-fluoro-7-(pyrrolidin-1-yl)isothiazolo[5,4-b]quinoline-3,4(2H,9H)-dione		345.4			
25		tert-butyl 1-(9-cyclopropyl-6-fluoro-3,4-dioxo-2,3,4,9-tetrahydroisothiazolo[5,4-b]quinolin-7-yl)pyrrolidin-3-yl(methyl)carbamate		474.5			
26		tert-butyl 4-(9-cyclopropyl-6-fluoro-3,4-dioxo-2,3,4,9-tetrahydroisothiazolo[5,4-b]quinolin-7-yl)piperazine-1-carboxylate		460.5			

No.	Structure	Name	Salt	MW	MS	¹ H-NMR	¹⁹ F-NMR
27		tert-butyl 1-(9-cyclopropyl-6-fluoro-3,4-dioxo-2,3,4,9-tetrahydroisothiazolo[5,4-b]pyrrolidin-3-yl)pyrrolidin-3-ylcarbamate		460.5			
28		9-cyclopropyl-6-fluoro-7-thiomorpholinoisothiazolo[5,4-b]quinoline-3,4(2H,9H)-dione		377.5			
29		9-cyclopropyl-6-fluoro-7-(2-morpholinoethylamino)isothiazolo[5,4-b]quinoline-3,4(2H,9H)-dione		404.5			
30		9-cyclopropyl-6-fluoro-7-(4-(2-(pyrrolidin-1-yl)ethyl)piperazin-1-yl)isothiazolo[5,4-b]quinoline-3,4(2H,9H)-dione		457.6			
31		9-ethyl-6-fluoro-7-(piperazin-1-yl)isothiazolo[5,4-b]quinoline-3,4(2H,9H)-dione		348.4			

No.	Structure	Name	Salt	MW	MS	H-NMR	F-NMR
32		9-cyclopropyl-7-(4-(2-(dimethylamino)ethyl)piperazin-1-yl)-6-fluoroisothiazolo[5,4-b]quinoline-3,4(2H,9H)-dione		431.5			
33		9-cyclopropyl-6-fluoro-7-(4-(2-morpholinoethyl)piperazin-1-yl)isothiazolo[5,4-b]quinoline-3,4(2H,9H)-dione		473.6			
34		7-(3-(dimethylamino)pyrrolidin-1-yl)-9-ethyl-6-fluoroisothiazolo[5,4-b]quinoline-3,4(2H,9H)-dione		376.4			
35		9-ethyl-6-fluoro-7-(pyridin-4-ylmethylamino)isothiazolo[5,4-b]quinoline-3,4(2H,9H)-dione		370.4			
36		7-(4-(2-(dimethylamino)ethyl)piperazin-1-yl)-9-ethyl-6-fluoroisothiazolo[5,4-b]quinoline-3,4(2H,9H)-dione		419.5			

No.	Structure	Name	Salt	MW	MS	H-NMR	F-NMR
37		9-ethyl-6-fluoro-7-thiomorpholinoisothiazolo[5,4-b]quinoline-3,4(2H,9H)-dione		365.4			
38		9-cyclopropyl-6-fluoro-8-methoxy-7-(piperazin-1-yl)isothiazolo[5,4-b]quinoline-3,4(2H,9H)-dione		390.4			
39				417.5			
40		9-cyclopropyl-6-fluoro-7-(4-oxopiperidin-1-yl)isothiazolo[5,4-b]quinoline-3,4(2H,9H)-dione		373.4			
41		9-cyclopropyl-6-fluoro-7-(4-hydroxypiperidin-1-yl)isothiazolo[5,4-b]quinoline-3,4(2H,9H)-dione		375.4			

No.	Structure	Name	Salt	MW	MS	¹ H-NMR	¹⁹ F-{ ¹ H}
42		9-cyclopropyl-7-(dimethylamino)-6-fluoro-8-methoxyisothiazolo[5,4-b]quinoline-3,4(2H,9H)-dione		349.4			
43		9-cyclopropyl-8-methoxy-7-(4-methylpiperazin-1-yl)isothiazolo[5,4-b]quinoline-3,4(2H,9H)-dione		386.5			
44		7-(4-acetylpiperazin-1-yl)-9-cyclopropyl-6-fluoroisothiazolo[5,4-b]quinoline-3,4(2H,9H)-dione		402.4			
45		9-cyclopropyl-6-fluoro-8-methoxy-7-(octahydroindolizin-6-yl)isothiazolo[5,4-b]quinoline-3,4(2H,9H)-dione	HCl	430.5	LCMS m/z calcd for C ₂₁ H ₂₃ FN ₄ O ₃ S 430 ([M] ⁺); found 431 ([M + H] ⁺)	¹ H NMR (300 MHz, DMSO-d ₆): δ 1.03 (m, 4H), 1.69 (m, 4H), 2.61 (m, 1H), 2.94 (m, 1H), 3.21 (m, 2H), 3.51 (s, 3H), 3.79 (m, 4H), 4.02 (m, 1H), 7.55 (d, J = 15.1 Hz, 1H), 8.56 {s (br), 1H}, 9.48 {s (br), 1H}	¹⁹ F-{ ¹ H} NMR (282 MHz, CDCl ₃): δ -125.8 (s, 1F)

No.	Structure	Name	Salt	MW	MS	¹ H-NMR	¹⁹ F-NMR
46		9-cyclopropyl-6-fluoro-7-(octahydropyrrolo[3,4-b]pyridin-6-yl)isothiazolo[5,4-b]quinoline-3,4(2H,9H)-dione	HCl	400.5	LCMS <i>m/z</i> calcd for C ₂₀ H ₂₁ FN ₄ O ₂ S 400 ([M] ⁺); found 401 ([M + H] ⁺)	¹ H NMR (300 MHz, MeOH-d ₄): δ 1.22 (m, 4H), 1.81 (m, 4H), 2.89 (m, 3H), 3.20 (m, 1H), 3.63 (m, 2H), 3.89 (m, 3H), 6.75 (s (br), 1H), 7.44 (d, <i>J</i> = 14.0 Hz, 1H)	¹⁹ F { ¹ H} NMR (282 MHz, CDCl ₃): δ -132.2 (s, 1F)
47		9-cyclopropyl-7-(3-(dimethylamino)pyrrolidin-1-yl)-6-fluoroisothiazolo [5,4-b][1,8]naphthyridine-3,4(2H,9H)-dione		389.4			
48		9-cyclopropyl-6-fluoro-7-(piperazin-1-yl)isothiazolo[5,4-b][1,8]naphthyridine-3,4(2H,9H)-dione		361.4			
49		9-cyclopropyl-7-(3-(dimethylamino)pyrrolidin-1-yl)-6-fluoro-8-methoxyisothiazolo[5,4-b]quinoline-3,4(2H,9H)-dione		418.5			
50		9-cyclopropyl-6-fluoro-7-(octahydropyrrolo[3,4-b]pyridin-6-yl)isothiazolo[5,4-b][1,8]naphthyridine-3,4(2H,9H)-dione			LCMS <i>m/z</i> calcd for C ₁₉ H ₂₀ FN ₅ O ₂ S 401 ([M] ⁺); found 402 ([M + H] ⁺)	¹ H NMR (300 MHz, DMSO-d ₆): (selected data) δ 7.58 (br, aromatic).	¹⁹ F { ¹ H} NMR (282 MHz, DMSO-d ₆): δ -140.5 (br).

No.	Structure	Name	Salt	MW	MS	¹ H-NMR	¹⁹ F-NMR
51		(R)-7-(3-(2-aminopropan-2-yl)pyrrolidin-1-yl)-9-cyclopropyl-6-fluoroisothiazolo[5,4-b][1,8]naphthyridine-3,4(2H,9H)-dione			LCMS <i>m/z</i> calcd for C ₁₉ H ₂₂ FN ₅ O ₂ S 403 ([M] ⁺); found 404 ([M + H] ⁺).	¹ H NMR (300 MHz, DMSO- <i>d</i> ₆ /acetic acid- <i>d</i> ₄ (~10:1 v/v)): δ 1.11 (m, 2H), 1.20 (m, 2H), 1.28 (s, 6H), 1.82 (m, 1H), 2.02 (m, 1H), 2.48 (m, 1H), 3.27 (m, 1H), 3.51 (m, 1H), 3.64 (m, 1H), 3.93 (m, 2H), 7.82 (d, <i>J</i> _{H-F} = 13.0 Hz, 1H).	¹⁹ F{ ¹ H} (282 MHz, DMSO- <i>d</i> ₆ /acetic acid- <i>d</i> ₄ (~10:1 v/v)): δ -139.8 (s).
52		(R)-7-(3-(2-aminopropan-2-yl)pyrrolidin-1-yl)-9-cyclopropyl-6-fluoroisothiazolo[5,4-b]quinoline-3,4(2H,9H)-dione			LCMS <i>m/z</i> calcd for C ₂₀ H ₂₃ FN ₄ O ₂ S 402 ([M] ⁺); found 403 ([M + H] ⁺).	¹ H NMR (300 MHz, DMSO- <i>d</i> ₆ /acetic acid- <i>d</i> ₄ (~10:1 v/v)): δ 1.15 (m, 2H), 1.30 (s, 6H), 1.33 (m, 2H), 1.84 (m, 1H), 2.04 (m, 1H), 2.54 (m, 1H), 3.32-3.71 (m, 5H), 6.89 (d, <i>J</i> _{H-F} = 7.5 Hz, 1H), 7.60 (d, <i>J</i> _{H-F} = 14.0 Hz, 1H).	¹⁹ F{ ¹ H} (282 MHz, DMSO- <i>d</i> ₆ /acetic acid- <i>d</i> ₄ (~10:1 v/v)): δ -131.8 (s).
53		(R)-7-(3-(2-aminopropan-2-yl)pyrrolidin-1-yl)-9-cyclopropyl-6-fluoro-8-methoxyisothiazolo[5,4-b]quinoline-3,4(2H,9H)-dione			LCMS <i>m/z</i> calcd for C ₂₁ H ₂₅ FN ₄ O ₃ S 432 ([M] ⁺); found 433 ([M + H] ⁺).	¹ H NMR (300 MHz, TFA- <i>d</i>): δ 1.28 (m, 2H), 1.53 (m, 2H), 1.66 (s, 6H), 2.43 (m, 1H), 2.57 (m, 1H), 3.35 (m, 1H), 3.97 (s, 3H), 4.01-4.38 (m, 5H), 8.17 (d, <i>J</i> = 12.0 Hz, 1H, aromatic).	¹⁹ F{ ¹ H} (282 MHz, acetic acid- <i>d</i> ₄): δ -120.6 (s).

No.	Structure	Name	Salt	MW	MS	H-NMR	F-NMR
54		(R)-7-(3-(2-aminopropan-2-yl)pyrrolidin-1-yl)-9-cyclopropyl-8-methoxyisothiazolo[5,4-b]quinoline-3,4(2H,9H)-dione			LCMS <i>m/z</i> calcd for C ₂₁ H ₂₆ N ₄ O ₃ S 414 ([M] ⁺); found 415 ([M + H] ⁺).	¹ H-NMR (300 MHz, DMSO- <i>d</i> ₆): δ 0.92 (m, 2H), 1.34 (m, 2H), 1.33 (s, 6H), 1.84 (m, 1H), 2.05 (m, 1H), 2.55 (m, 1H), 3.44 (m, 2H), 3.49 (s, 3H), 3.55 (m, 2H), 3.78 (m, 1H), 6.86 (d, <i>J</i> = 9.0 Hz, 1H), 7.82 (d, <i>J</i> = 9.0 Hz, 1H).	
55		(R)-7-(3-(1-aminocyclopropyl)pyrrolidin-1-yl)-9-cyclopropyl-6-fluoro-8-methoxyisothiazolo[5,4-b]quinoline-3,4(2H,9H)-dione	HCl	430.5	LCMS <i>m/z</i> calcd for C ₂₁ H ₂₃ FN ₄ O ₃ S 430 ([M] ⁺); found 431 ([M + H] ⁺ , 100%).	¹ H-NMR (300 MHz, CD ₃ OD): δ 1.004- 1.040 (m, 6H), 1.247- 1.269 (m, 2H), 1.668- 1.805 (m, 1H), 2.126- 2.201 (m, 1H), 2.560- 2.829 (m, 1H), 3.596 (s, 3H), 3.596-3.889 (m, 5H), 7.689 (d, <i>J</i> = 14.1 Hz, 1H)	¹⁹ F (CD ₃ OD) : δ - 126.17
56		(R)-7-(3-(1-aminocyclopropyl)pyrrolidin-1-yl)-9-cyclopropyl-8-methoxyisothiazolo[5,4-b]quinoline-3,4(2H,9H)-dione	HCl	412.5	LCMS <i>m/z</i> calcd for C ₂₁ H ₂₄ N ₄ O ₃ S 412 ([M] ⁺); found 413 ([M + H] ⁺ , 100%)	¹ H-NMR (300 MHz, CD ₃ OD): δ 0.706- 0.944 (m, 6H), 1.148- 1.221 (m, 2H), 1.620- 1.757 (m, 1H), 2.081- 2.226 (m, 1H), 2.592- 2.742 (m, 1H), 3.322 (t, <i>J</i> = 9.9 Hz, 1H), 3.476 (s, 3H), 3.526- 3.672 (m, 3H), 3.769- 3.839 (m, 1H), 6.912 (d, <i>J</i> = 8.7 Hz, 1H), 7.909 (d, <i>J</i> = 9.0 Hz, 1H)	

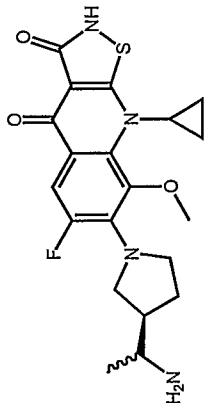
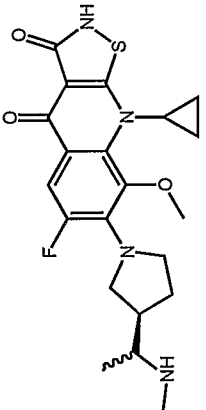
No.	Structure	Name	Salt	MW	MS	H-NMR	F-NMR
57		7-(3-(2-aminopropan-2-yl)pyrrolidin-1-yl)-9-cyclopropyl-6-fluoro-8-methoxyisothiazolo[5,4-b]quinoline-3,4(2H,9H)-dione	HCl	432.5	LCMS (APCI): <i>m/z</i> calcd for C ₂₁ H ₂₅ FN ₄ O ₃ S ([M] ⁺) 432; found 433 ([M + H] ⁺)	(DMSO-D ₆): δ 0.922-0.976 (2H, m), 1.116-1.188 (2H, m), 1.328 (6H, d, <i>J</i> = 3.0 Hz), 1.744-1.882 (1H, m), 2.035-2.087 (1H, m), 2.511-2.572 (1H, m), 3.479-3.827 (5H, m), 3.541 (3H, s), 7.565 (1H, d, <i>J</i> = 13.8 Hz), 8.249 (2H, brs)	(DMSO- <i>d</i> ₆): - 125.15
58		(S)-7-(3-(2-aminopropan-2-yl)pyrrolidin-1-yl)-9-cyclopropyl-6-fluoro-8-methoxyisothiazolo[5,4-b]quinoline-3,4(2H,9H)-dione		432.5	LCMS (APCI): <i>m/z</i> calcd for C ₂₁ H ₂₅ FN ₄ O ₃ S ([M] ⁺) 432; found 434 ([M + H] ⁺)	¹ H NMR (CD ₃ CO ₂ D- <i>d</i> ₆): δ 1.0 (m, 2H), 1.16 (m, 2H), 1.40 (m, 6H), 1.80 (m, 1H), 2.10 (m, 1H), 2.61 (m, 1H), 3.51 (s, 3H), 3.47-3.86 (m, 5H), 7.66 (d, <i>J</i> = 14.2 Hz, 1H), 11.50 (m, 3H)	¹⁹ F NMR (CD ₃ CO ₂ D- <i>d</i> ₆) δ - 124.57 (s, 1F)
59		(R)-7-(3-(2-aminopropan-2-yl)pyrrolidin-1-yl)-9-ethyl-6-fluoro-8-methoxyisothiazolo[5,4-b]quinoline-3,4(2H,9H)-dione	TFA	420.5	LCMS (APCI): <i>m/z</i> calcd for C ₂₀ H ₂₅ FN ₄ O ₃ S ([M] ⁺) 420; found 421 ([M + H] ⁺)	¹ H NMR (DMSO- <i>d</i> ₆): δ 1.24 (m, 9H), 1.86 (m, 2H), 3.42 (m, 4H), 3.54 (s, 3H), 3.66 (m, 1H), 4.09 (m, 1H), 4.44 (m, 1H), 7.60 (d, <i>J</i> = 14.2 Hz, 1H), 7.88 (s (br), 1H)	¹⁹ F NMR (DMSO- <i>d</i> ₆) δ - 124.49 (s, 1F), - 73.53 (s, 1F)

No.	Structure	Name	Salt	MW	MS	¹ H-NMR	¹⁹ F-NMR
60		(S)-7-(3-(2-aminopropan-2-yl)pyrrolidin-1-yl)-9-cyclopropyl-8-methoxyisothiazolo[5,4-b]quinoline-3,4(2H,9H)-dione		414.5	LCMS (APCI): <i>m/z</i> calcd for C ₂₁ H ₂₆ N ₄ O ₃ S ([M] ⁺) 414; found 415 ([M + H] ⁺)	¹ H NMR (DMSO- <i>d</i> ₆): δ 0.94 (m, 2H), 1.14 (m, 2H), 1.33 (m, 6H), 1.85 (m, 1H), 2.05 (m, 1H), 2.54 (m, 1H), 3.44 (m, 2H), 3.49 (s, 3H), 3.56 (m, 2H), 3.79 (m, 1H), 4.25 (bs, 1H), 6.88 (d, <i>J</i> = 9.1 Hz, 1H), 7.84 (d, <i>J</i> = 9.1 Hz, 1H), 8.21 (m, 2H)	¹⁹ F NMR (DMSO- <i>d</i> ₆): δ -130.20 (s, 1F), -126.80 (s, 1F)
61		(S)-7-(3-(2-aminopropan-2-yl)pyrrolidin-1-yl)-9-cyclopropyl-6-fluoroisothiazolo[5,4-b]quinoline-3,4(2H,9H)-dione		402.5	LCMS (APCI): <i>m/z</i> calcd for C ₂₀ H ₂₃ FN ₄ O ₂ S ([M] ⁺) 402; found 403 ([M + H] ⁺)	¹ H NMR (DMSO- <i>d</i> ₆ +DCI): δ 0.98 (m, 2H), 1.10 (m, 2H), 1.24 (m, 3H), 1.85 (m, 1H), 2.27 (m, 1H), 3.29-3.92 (m, 5H), 7.36 (d, <i>J</i> = 14.3 Hz, 1H), 7.69 (d, <i>J</i> = 14.6 Hz, 1H), 8.5 (m, 1H)	¹⁹ F NMR (DMSO- <i>d</i> ₆ +DCI): δ -130.20 (s, 1F), -126.80 (s, 1F)
62		9-ethyl-6-fluoro-8-methoxy-7-(piperazin-1-yl)isothiazolo[5,4-b]quinoline-3,4(2H,9H)-dione	TFA	378.4	LCMS (APCI): <i>m/z</i> calcd for C ₁₇ H ₁₉ FN ₄ O ₃ S ([M] ⁺) 378; found 379 ([M + H] ⁺)	¹ H NMR (DMSO- <i>d</i> ₆): δ 1.33 (t, <i>J</i> = 6.8 Hz, 3H), 3.39 (m, 8H), 3.84 (s, 3H), 4.34 (m, 2H), 7.76 (d, <i>J</i> = 12.7 Hz, 1H), 8.13 (s (br), 1H)	¹⁹ F NMR (DMSO- <i>d</i> ₆): δ -124.22 (s, 1F), -73.53 (s, 1F)

No.	Structure	Name	Salt	MW	MS	H-NMR	F-NMR
63		(S)-7-(3-(aminomethyl)pyrrolidin-1-yl)-9-cyclopropyl-6-fluoro-8-methoxyisothiazolo[5,4-b]quinoline-3,4-dione	HCl	404.5	LCMS <i>m/z</i> calcd for $C_{19}H_{21}FN_4O_3S$ 404([M ⁺]); found 405 ([M + H] ⁺ , 100%).	(D ₂ O): δ 0.946-1.045 (2H, m), 1.161-1.25 (2H, m), 1.669-1.821 (1H, m), 2.143-2.268 (1H, m), 2.571-2.669 (1H, m), 3.063-3.179 (2H, m), 3.472-3.872 (8H, m), 7.285 (1H, d, J = 15 Hz)	¹⁹ F (D ₂ O): δ -123.87
64		(S)-7-(3-(aminomethyl)pyrrolidin-1-yl)-9-cyclopropyl-6-fluoroisothiazolo[5,4-b]quinoline-3,4-dione	HCl	374.4	LCMS <i>m/z</i> calcd for $C_{18}H_{19}FN_4O_2S$ 374 ([M ⁺]); found 375 ([M + H] ⁺ , 100%).	(D ₂ O): δ 1.060-1.164 (2H, m), 1.224-1.353 (2H, m), 1.720-1.843 (1H, m), 2.254-2.345 (1H, m), 2.60-2.729 (1H, m), 2.985-3.187 (4H, m), 3.435-3.643 (3H, m), 6.386 (1H, d, J = 7.2 Hz), 7.113 (1H, d, J = 15.9 Hz)	¹⁹ F (D ₂ O): δ -130.10
65		(S)-7-(3-(aminomethyl)pyrrolidin-1-yl)-9-cyclopropyl-8-methoxyisothiazolo[5,4-b]quinoline-3,4-dione	HCl	386.5	LCMS <i>m/z</i> calcd for $C_{19}H_{22}N_4O_3S$ 386 ([M ⁺]); found 387 ([M + H] ⁺ , 100%).	(DMSO-D ₆): δ 0.833-0.979 (2H, m), 1.114-1.196 (2H, m), 1.760-1.828 (1H, m), 2.133-2.191 (1H, m), 2.527-2.630 (1H, m), 2.891-3.0 (2H, m), 3.302 (1H, dd, J = 3, 7.5 Hz), 3.493 (3H, s), 3.531-3.831 (4H, m), 6.842 (1H, d, J = 9 Hz), 7.839 (1H, d, J = 9 Hz), 8.092 (2H, brs)	

No.	Structure	Name	Salt	MW	MS	H-NMR	F-NMR
66		7-(3-(aminomethyl)pyrrolidin-1-yl)-9-cyclopropyl-6-fluoro-8-methoxyisothiazolo[5,4-b]quinoline-3,4-dione	HCl	404.5	LCMS <i>m/z</i> calcd for C ₁₉ H ₂₁ FN ₄ O ₃ S 404 ([M] ⁺); found 405 ([M + H] ⁺ , 100%).	(DMSO-D ₆ + DCl): δ 0.926-0.954 (2H, m), 1.156-1.203 (2H, m), 1.767-1.833 (1H, m), 2.132-2.192 (1H, m), 2.589-2.636 (1H, m), 3.449-3.507 (1H, m), 3.533 (3H, s), 3.613- 3.825 (4H, m), 7.567 (1H, d, J = 13.8 Hz)	
67		(R)-7-(3-(aminomethyl)pyrrolidin-1-yl)-9-cyclopropyl-6-fluoro-8-methoxyisothiazolo[5,4-b]quinoline-3,4-dione	HCl	404.5	LCMS <i>m/z</i> calcd for C ₁₉ H ₂₁ FN ₄ O ₃ S 404 ([M] ⁺); found 405 ([M + H] ⁺ , 100%).	(D ₂ O): δ 0.838-1.013 (2H, m), 1.063-1.225 (2H, m), 1.575-1.750 (1H, m), 2.063-2.20 (1H, m), 2.444-2.613 (1H, m), 2.992-3.133 (2H, m), 3.385 (3H, s), 3.3055-3.711 (5H, m), 7.193 (1H, d, J = 14.1 Hz)	
68		(R)-7-(3-(aminomethyl)pyrrolidin-1-yl)-9-cyclopropyl-6-fluoroisothiazolo[5,4-b]quinoline-3,4-dione	HCl	374.4	LCMS <i>m/z</i> calcd for C ₁₈ H ₁₉ FN ₄ O ₂ S 374 ([M] ⁺); found 375 ([M + H] ⁺ , 100%).	(DMSO-D ₆): δ 1.150- 1.214 (2H, m), 1.367- 1.383 (2H, m), 1.780- 1.910 (1H, m), 2.158- 2.286 (1H, m), 2.571- 2.666 (1H, m), 2.951- 2.991 (3H, m), 3.478- 3.821 (4H, m), 6.972 (1H, d, J = 7.5 Hz), 7.702 (1H, d, J = 15.6 Hz), 8.147 (2H, br)	¹⁹ F (DMSO- d ₆): δ - 131.69

No.	Structure	Name	Salt	MW	MS	H-NMR	F-NMR
69		9-cyclopropyl-6-fluoro-8-methoxy-7-((4aS,7aS)-octahydropyrrolo[3,4-b]pyridin-6-yl)isothiazolo[5,4-b]quinoline-3,4-(2H,9H)-dione			LCMS m/z calcd for C ₂₁ H ₂₃ FN ₄ O ₃ S 430 ([M] ⁺); found 431 ([M + H] ⁺ , 100%).	¹ H NMR (DMSO-d ₆): δ 0.86 (br, 2H), 1.06 (m, 2H), 1.37 (m, 1H), 1.61 (m, 4H) 2.19 (m, 2H), 2.38 (m, 2H), 3.45 (s, 3H), 3.69 (m, 1H), 3.83 (m, 3H) 7.44 (d, J = 16.6 Hz, 1H)	¹⁹ F (DMSO-d ₆): δ - 126.05
70		(R)-7-(3-(2-aminopropan-2-yl)pyrrolidin-1-yl)-9-fluoroisothiazolo[5,4-b]quinoline-3,4-(2H,9H)-dione	HCl	390.5	LCMS m/z calcd for C ₂₁ H ₂₃ FN ₄ O ₃ S 430 ([M] ⁺); found 431 ([M + H] ⁺ , 100%).	¹ H NMR (DMSO-d ₆): δ 0.86 (br, 2H), 1.06 (m, 2H), 1.37 (m, 1H), 1.61 (m, 4H) 2.19 (m, 2H), 2.38 (m, 2H), 3.45 (s, 3H), 3.69 (m, 1H), 3.83 (m, 3H) 7.44 (d, J = 16.6 Hz, 1H)	¹⁹ F (DMSO-d ₆): δ - 126.05
71		7-(3-(2-aminopropan-2-yl)-2,2,5,5-tetrahydro-1H-pyridine-4-yl)-9-cyclopropyl-6-fluoro-8-methoxyisothiazolo[5,4-b]quinoline-3,4-(2H,9H)-dione		436.5	LCMS m/z calcd for C ₂₁ H ₂₁ D ₄ F N ₄ O ₃ S 436 ([M] ⁺); found 437 ([M + H] ⁺ , 100%).	¹ H NMR (CD ₃ CO ₂ D-d ₆): δ 0.98 (m, 2H), 1.16 (m, 2H), 1.41 (s, 6H), 1.78 (m, 1H), 2.08 (m, 1H), 2.67 (m, 1H), 3.49 (s, 3H), 3.69 (m, 1H), 7.63 (d, J = 14.4 Hz, 1H)	¹⁹ F (DMSO-d ₆): δ - 124.76
72		9-cyclopropyl-8-methoxy-7-(piperazin-1-yl)isothiazolo[5,4-b]quinoline-3,4-(2H,9H)-dione	HCl	372.4	LCMS m/z calcd for C ₂₁ H ₂₁ D ₄ F N ₄ O ₃ S 436 ([M] ⁺); found 437 ([M + H] ⁺ , 100%).	¹ H NMR (CD ₃ CO ₂ D-d ₆): δ 0.98 (m, 2H), 1.16 (m, 2H), 1.41 (s, 6H), 1.78 (m, 1H), 2.08 (m, 1H), 2.67 (m, 1H), 3.49 (s, 3H), 3.69 (m, 1H), 7.63 (d, J = 14.4 Hz, 1H)	

No.	Structure	Name	Salt	MW	MS	H-NMR	F-NMR
73		(R)-7-(3-(1-aminoethyl)pyrrolidin-1-yl)-9-cyclopropyl-6-fluoro-8-methoxyisothiazolo[5,4-b]quinoline-3,4(2H,9H)-dione	HCl	418.5	LCMS (APCI): <i>m/z</i> calcd for C ₂₀ H ₂₃ FN ₄ O ₃ S ([M] ⁺) 418; found 419 ([M + H] ⁺)	¹ H NMR (DMSO- <i>d</i> ₆) δ 8.23 (br, 1H), 8.20 (br, 1H), 7.56 (d, <i>J</i> _{H,F} = 14.0 Hz, 1H), 6.20 (br, 2H), 3.82-3.50 (m, 3H), 3.60-3.45 (m, 2H), 3.52 (s, 3H, methoxy), 3.28 (m, 1H), 2.41 (m, 1H), 2.14 (m, 1H), 1.76 (m, 1H), 1.29 (d, <i>J</i> = 6.5 Hz, 3H, methyl), 1.26 (d, <i>J</i> = 6.5 Hz, 3H, methyl-epimer), 1.14 (m, 2H, c-Pr), 0.95 (m, 2H, c-Pr)	¹⁹ F NMR (DMSO- <i>d</i> ₆) δ -125.4 (s, 1F), -125.5 (s, 1F, epimer)
74		(R)-9-cyclopropyl-6-fluoro-8-methoxy-7-(3-(1-(methoxymethylamino)ethyl)pyrrolidin-1-yl)isothiazolo[5,4-b]quinoline-3,4(2H,9H)-dione		432.5	LCMS (APCI): <i>m/z</i> calcd for C ₂₁ H ₂₅ FN ₄ O ₃ S ([M] ⁺) 432; found 433 ([M + H] ⁺)	¹ H NMR (DMSO- <i>d</i> ₆) δ 9.08 (br, 1H), 8.89 (br, 1H), 7.55 (d, <i>J</i> _{H,F} = 14.0 Hz, 1H), 6.30 (br, 1H), 3.81-3.64 (m, 3H), 3.55 (m, 2H), 3.52 (s, 3H, methoxy), 3.29 (m, 1H), 2.56 (s, 3H, -NMe), 2.55 (s, 3H, -NMe-epimer), 2.28-2.03 (m, 2H), 1.78 (m, 1H), 1.29 (d, <i>J</i> = 6.6 Hz, 3H, methyl), 1.25 (d, <i>J</i> = 6.6 Hz, 3H, methyl-epimer), 1.13 (m, 2H, c-Pr), 0.94 (m, 2H, c-Pr)	¹⁹ F NMR (DMSO- <i>d</i> ₆) δ -125.4 (s, 1F)

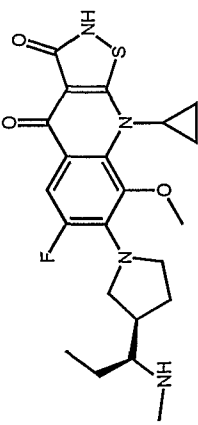
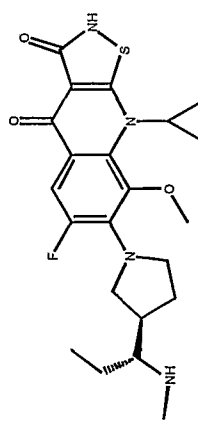
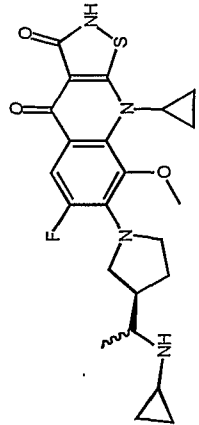
No.	Structure	Name	Salt	MW	MS	¹ H NMR	¹⁹ F NMR
75		7-(3-(2-aminopropan-2-yl)pyrrolidin-1-yl)-9-cyclopropyl-6,8-difluoroisothiazolo[5,4-b]quinoline-3,4(2H,9H)-dione		420.5	LCMS (APCI): <i>m/z</i> calcd for C ₂₀ H ₂₂ F ₂ N ₄ O ₃ S ([M] ⁺) 420; found 421 ([M + H] ⁺)	¹ H NMR (DMSO- <i>d</i> ₆): δ 1.17 (m, 2H), 1.34 (m, 6H), 1.43 (m, 2H), 1.88 (m, 1H), 2.00 (m, 1H), 2.64 (m, 1H), 3.42-3.76 (m, 5H), 4.91 (s, 2H), 7.00 (d, <i>J</i> = 8.0 Hz, 1H), 7.69 (d, <i>J</i> = 14.6 Hz, 1H), 8.5 (m, 1H)	¹⁹ F NMR (DMSO- <i>d</i> ₆): δ -131.19 (s, 1F)
76		(R)-9-cyclopropyl-6-fluoro-8-methoxy-7-(3-(2-(methylamino)propan-2-yl)pyrrolidin-1-yl)isothiazolo[5,4-b]quinoline-3,4(2H,9H)-dione	HCl	446.5	LCMS (APCI): <i>m/z</i> calcd for C ₂₂ H ₂₇ FN ₄ O ₃ S ([M] ⁺) 446; found 447 ([M + H] ⁺)	¹ H NMR (DMSO- <i>d</i> ₆): δ 0.93 (m, 2H), 1.34 (m, 2H), 1.29 (s, 3H), 1.32 (s, 3H), 1.81 (m, 1H), 2.04 (m, 1H), 2.47 (s, 3H), 2.63 (m, 1H), 3.54 (m, 2H), 3.54 (s, 3H), 3.61 (m, 1H), 3.77 (m, 3H), 7.55 (d, <i>J</i> = 13.8 Hz, 1H), 8.93 (s (br), 1H)	¹⁹ F NMR (DMSO- <i>d</i> ₆): δ -125.16 (s, 1F)
77		(R)-9-cyclopropyl-7-(3-(1-(ethylamino)ethyl)pyrrolidin-1-yl)-6-fluoro-8-methoxyisothiazolo[5,4-b]quinoline-3,4(2H,9H)-dione	HCl	446.5	LCMS (APCI): <i>m/z</i> calcd for C ₂₂ H ₂₇ FN ₄ O ₃ S ([M] ⁺) 446; found 447 ([M + H] ⁺)	¹ H NMR (DMSO- <i>d</i> ₆): δ 0.94 (br, 1H), 8.73 (br, 1H), 7.56 (d, <i>J</i> _{H₃F} = 14.0 Hz, 1H), 6.52 (br, 1H), 3.81-3.68 (m, 3H), 3.56 (m, 2H), 3.52 (s, 3H, methoxy), 3.34 (m, 1H), 3.03-2.96 (m, 2H), 2.59 (m, 1H), 2.26-2.04 (m, 1H), 1.79 (m, 1H), 1.33-1.19 (m, 6H), 1.13 (m, 2H, c-Pr), 0.94 (m, 2H, c-Pr)	¹⁹ F NMR (DMSO- <i>d</i> ₆): δ -125.3 (s, 1F), -125.4 (s, 1F, epimer)

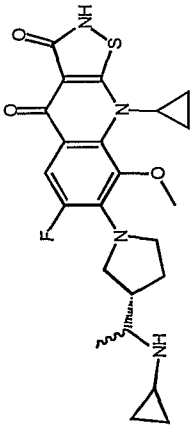
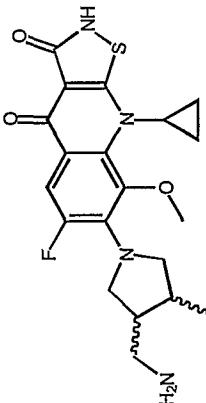
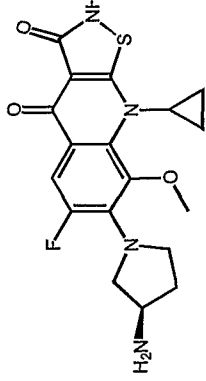
No.	Structure	Name	Salt	MW	MS	H-NMR	F-NMR
78		9-cyclopropyl-8-methoxy-7-((4aR,7aR)-octahydropyrrolo[3,4-b]pyridin-6-yl)isothiazolo[5,4-b]quinoline-3,4(2H,9H)-dione		412.5			
79		(R)-9-cyclopropyl-8-methoxy-7-(3-(2-methylamino)propan-2-yl)pyrrolidin-1-yl)isothiazolo[5,4-b]quinoline-3,4(2H,9H)-dione	HCl	428.5	LCMS (APCI): <i>m/z</i> calcd for C ₂₂ H ₂₈ N ₄ O ₃ S ([M] ⁺) 428; found 429 ([M + H] ⁺)	¹ H NMR (DMSO- <i>d</i> ₆): δ 0.93 (m, 2H), 1.16 (m, 2H), 1.34 (s, 6H), 1.83 (m, 1H) 2.06 (m, 1H), 2.50 (s, 3H), 2.64 (m, 1H), 3.46 (m, 4H), 3.49 (s, 3H) 3.79 (m, 1H), 6.87 (d, <i>J</i> = 8.0 Hz, 1H), 7.83 (d, <i>J</i> = 8.0 Hz, 1H), 8.99 (s (br), 1H)	
80		(R)-9-cyclopropyl-6-fluoro-7-(3-(2-methylamino)propan-2-yl)pyrrolidin-1-yl)isothiazolo[5,4-b]quinoline-3,4(2H,9H)-dione	HCl	416.5	LCMS (APCI): <i>m/z</i> calcd for C ₂₁ H ₂₅ FN ₄ O ₂ S ([M] ⁺) 416; found 417 ([M + H] ⁺)	¹ H NMR (DMSO- <i>d</i> ₆): δ 1.19 (m, 2H), 1.33 (s, 6H), 1.44 (m, 2H) 1.88 (m, 1H), 2.09 (m, 1H), 2.51 (s, 3H), 2.72 (m, 1H), 3.57 (m, 5H), 7.01 (d, <i>J</i> = 7.9 Hz, 1H), 7.71 (d, <i>J</i> = 14.5 Hz, 1H), 9.11 (s (br), 1H)	¹⁹ F NMR (DMSO- <i>d</i> ₆) δ - 131.38 (s, 1F)

No.	Structure	Name	Salt	MW	MS	H-NMR	F-NMR
81		(R)-9-cyclopropyl-7-(3-(1-(dimethylamino)ethyl)pyrrolidin-1-yl)-6-fluoro-8-methoxyisothiazolo[5,4-b]quinoline-3,4(2H,9H)-dione	HCl	446.5	LCMS (APCI): <i>m/z</i> calcd for C ₂₂ H ₂₇ FN ₄ O ₃ S ([M] ⁺) 446; found 447 ([M + H] ⁺)	¹ H NMR (DMSO- <i>d</i> ₆) δ 10.17 (br, 1H), 7.55 (d, <i>J</i> _{H-F} = 14.0 Hz, 1H), 3.82-3.70 (m, 3H), 3.70-3.44 (m, 3H), 3.52 (s, 3H, methoxy), 2.75 (m, 3H), 2.69 (m, 3H), 2.56 (m, 1H), 2.39-2.03 (m, 1H), 1.76 (m, 1H), 1.30 (d, <i>J</i> = 6.7 Hz, 3H, methyl), 1.25 (d, <i>J</i> = 6.7 Hz, 3H, methyl-epimer), 1.15 (m, 2H, c-Pr), 0.94 (m, 2H, c-Pr)	¹⁹ F NMR (DMSO- <i>d</i> ₆) δ -125.4 (s, 1F), -125.5 (s, 1F, epimer)
82		(R)-9-cyclopropyl-7-(3-(2-(dimethylamino)propan-2-yl)pyrrolidin-1-yl)-6-fluoro-8-methoxyisothiazolo[5,4-b]quinoline-3,4(2H,9H)-dione	HCl	460.6	LCMS (APCI): <i>m/z</i> calcd for C ₂₃ H ₂₉ FN ₄ O ₃ S ([M] ⁺) 460; found 461 ([M + H] ⁺)	¹ H NMR (DMSO- <i>d</i> ₆): δ 0.88 (m, 2H), 1.09 (m, 2H), 1.34 (s, 3H), 1.37 (s, 3H), 1.76 (m, 1H), 2.04 (m, 1H), 2.69 (m, 7H), 3.49 (s, 3H), 3.62 (m, 5H), 7.56 (d, <i>J</i> = 14.5 Hz, 1H)	¹⁹ F NMR (DMSO- <i>d</i> ₆) δ -125.18 (s, 1F)
83		(R)-7-(3-(2-aminopropan-2-yl)pyrrolidin-1-yl)-9-cyclopropyl-8-fluoro-6-methoxyisothiazolo[5,4-b]quinoline-3,4(2H,9H)-dione	HCl	432.5	LCMS (APCI): <i>m/z</i> calcd for C ₂₁ H ₂₅ FN ₄ O ₃ S ([M] ⁺) 432; found 433 ([M + H] ⁺)	¹ H NMR (DMSO- <i>d</i> ₆): δ 1.04 (m, 2H), 1.13 (m, 2H), 1.24 (d, <i>J</i> = 2.6 Hz, 6H), 1.71 (m, 1H), 1.92 (m, 1H), 3.32-3.49 (m, 2H), 3.55-3.77 (m, 3H), 3.82 (s, 3H), 7.35 (s, 1H), 8.12 (s (br), 1H)	¹⁹ F NMR (DMSO- <i>d</i> ₆) δ -120.34 (s, 1F)

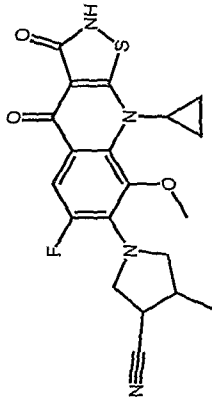
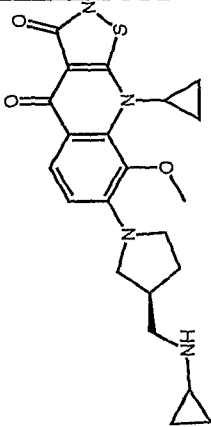
No.	Structure	Name	Salt	MW	MS	H-NMR	F-NMR
84		9-cyclopropyl-8-fluoro-6-methoxy-7-(piperazin-1-yl)isothiazolo[5,4-b]quinoline-3,4(2H,9H)-dione	HCl	390.4	LCMS (APCI): <i>m/z</i> calcd for C ₁₈ H ₁₉ FN ₄ O ₃ S ([M] ⁺) 390; found 391 ([M + H] ⁺)	¹ H NMR (DMSO- <i>d</i> ₆): δ 1.15 (m, 4H), 3.20 (m, 8H), 3.79 (m, 1H), 3.90 (s, 3H), 7.47 (s, 1H), 9.08 (s (br), 1H)	¹⁹ F NMR (DMSO- <i>d</i> ₆) δ -127.31 (s, 1F)
85		(S)-7-(3-(aminomethyl)pyrrolidin-1-yl)-9-cyclopropyl-8-fluoro-6-methoxyisothiazolo[5,4-b]quinoline-3,4(2H,9H)-dione	HCl	404.5	LCMS (APCI): <i>m/z</i> calcd for C ₁₉ H ₂₁ FN ₄ O ₃ S ([M] ⁺) 404; found 405 ([M + H] ⁺)	¹ H NMR (DMSO- <i>d</i> ₆): δ 1.08 (m, 4H), 1.65 (m, 1H), 2.02 (m, 1H), 2.86 (m, 2H), 3.41 (m, 1H), 3.60 (m, 4H), 3.74 (m, 1H), 3.81 (s, 3H), 7.35 (s, 1H), 7.95 (s (br), 1H)	¹⁹ F NMR (DMSO- <i>d</i> ₆) δ -129.70 (s, 1F)
86		(S)-9-cyclopropyl-7-(3-((dimethylamino)methyl)pyrrolidin-1-yl)-6-fluoro-8-methoxyisothiazolo[5,4-b]quinoline-3,4(2H,9H)-dione	HCl	432.5	LCMS (APCI): <i>m/z</i> calcd for C ₂₁ H ₂₅ FN ₄ O ₃ S ([M] ⁺) 432; found 433 ([M + H] ⁺)	¹ H NMR (DMSO- <i>d</i> ₆): δ 0.89 (m, 2H), 1.07 (m, 2H), 1.71 (m, 1H), 2.18 (m, 1H), 2.74 (m, 4H), 3.17 (t, <i>J</i> = 6.3 Hz, 1H), 3.48 (m, 7H), 3.71 (m, 5H), 7.50 (d, <i>J</i> = 14.2 Hz, 1H)	¹⁹ F NMR (DMSO- <i>d</i> ₆) δ -125.69 (s, 1F)
87		(S)-9-cyclopropyl-6-fluoro-8-methoxy-7-(3-(methylamino)methyl)pyrrolidin-1-ylisothiazolo[5,4-b]quinoline-3,4(2H,9H)-dione	HCl	418.5	LCMS (APCI): <i>m/z</i> calcd for C ₂₀ H ₂₃ FN ₄ O ₃ S ([M] ⁺) 418; found 419 ([M + H] ⁺)	¹ H NMR (DMSO- <i>d</i> ₆): δ 0.98 (m, 4H), 1.73 (m, 1H), 2.09 (m, 1H), 2.50 (s, 3H), 2.51 (t, <i>J</i> = 5.2 Hz, 2H), 2.74 (m, 1H), 3.46 (s, 3H), 3.58 (m, 3H), 7.55 (d, <i>J</i> = 13.2 Hz, 1H), 8.98 (s (br), 1H)	¹⁹ F NMR (DMSO- <i>d</i> ₆) δ -125.57 (s, 1F)

No.	Structure	Name	Salt	MW	MS	H-NMR	F-NMR
88		(S)-9-cyclopropyl-7-(3-((cyclopropylamino)methyl)pyrrolidin-1-yl)-6-fluoro-8-methoxyisothiazolo[5,4-b]quinoline-3,4(2H,9H)-dione	HCl	444.5	LCMS (APCI): <i>m/z</i> calcd for C ₂₂ H ₂₅ FN ₄ O ₃ S ([M] ⁺) 444; found 445 ([M + H] ⁺)	¹ H NMR (DMSO- <i>d</i> ₆) δ 9.46 (br, 2H), 7.53 (d, <i>J</i> _{HF} = 14.0 Hz, 1H), 7.16 (br, 1H), 3.81- 3.66 (m, 2H), 3.61 (m, 2H), 3.55 (s, 3H, methoxy), 3.52-3.42 (m, 1H), 3.13 (m, 2H), 2.70 (m, 2H), 2.16 (m, 1H), 1.80 (m, 1H), 1.13 (m, 2H, c-Pr), 0.96 (m, 4H, c-Pr), 0.73 (m, 2H, c-Pr)	¹⁹ F NMR (DMSO- <i>d</i> ₆) δ - 120.8 (s, 1F)
89		(R)-9-cyclopropyl-7-(3-(2-(ethylamino)propan-2-yl)pyrrolidin-1-yl)-6-fluoro-8-methoxyisothiazolo[5,4-b]quinoline-3,4(2H,9H)-dione	HCl	460.6	LCMS (APCI): <i>m/z</i> calcd for C ₂₃ H ₂₉ FN ₄ O ₃ S ([M] ⁺) 460; found 461 ([M + H] ⁺)	¹ H NMR (DMSO- <i>d</i> ₆): δ 0.94 (m, 2H), 1.14 (m, 2H), 1.27 (t, <i>J</i> = 7.3 Hz, 3H), 1.33 (s, 3H), 1.36 (s, 3H), 1.81 (m, 1H), 2.05 (m, 1H), 2.65 (m, 1H), 2.99 (m, 2H), 3.53 (s, 3H), 3.61 (m, 5H), 7.55 (d, <i>J</i> = 14.9 Hz, 1H), 8.75 (s (br), 1H)	¹⁹ F NMR (DMSO- <i>d</i> ₆) δ - 125.13 (s, 1F)
90		(R)-7-(3-(aminomethyl)pyrrolidin-1-yl)-9-cyclopropyl-8-methoxyisothiazolo[5,4-b]quinoline-3,4(2H,9H)-dione	HCl	386.5	LCMS <i>m/z</i> calcd for C ₁₉ H ₂₂ N ₄ O ₃ S 486 ([M] ⁺); found 487 ([M + H] ⁺ , 100%).	(CDCl ₃): δ 0.929- 0.979 (2H, m), 1.137- 1.189 (2H, m), 1.758- 1.850 (1H, m), 2.151- 2.21 (1H, m), 2.527- 2.594 (1H, m), 2.908- 3.013 (3H, m), 3.271- 3.831 (4H, m), 3.493 (3H, s), 6.843 (1H, d, <i>J</i> = 9 Hz), 7.839 (1H, d, <i>J</i> = 9 Hz).	

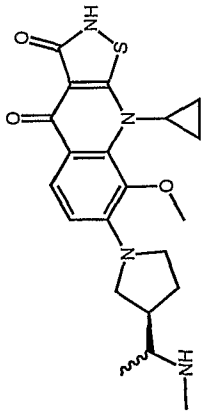
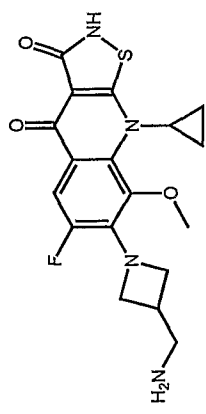
No.	Structure	Name	Salt	MW	MS	H-NMR	F-NMR
91		9-cyclopropyl-6-fluoro-8-methoxy-7-((R)-3-((S)-1-(methoxymethyl)pyrrolidin-1-yl)isothiazolo[5,4-b]quinoline-3,4(2H,9H)-dione	HCl	446.5	LCMS <i>m/z</i> calcd for C ₂₂ H ₂₇ FN ₄ O ₃ S 446 ([M] ⁺); found 447 ([M + H] ⁺ , 100%).	(CD ₃ OD): δ 0.835-0.978 (2H, m), 1.019 (3H, t, J = 7.5 Hz), 1.142-1.154 (2H, m), 1.710-1.935 (3H, m), 2.103-2.151 (1H, m), 2.475-2.615 (1H, m), 2.679 (3H, s), 3.496 (3H, s), 3.446-3.847 (6H, m), 7.543 (1H, d, J = 14.4 Hz)	(CD ₃ OD) : δ - 125.97
92		9-cyclopropyl-6-fluoro-8-methoxy-7-((R)-3-((R)-1-(methoxymethyl)pyrrolidin-1-yl)isothiazolo[5,4-b]quinoline-3,4(2H,9H)-dione	HCl	446.5	LCMS <i>m/z</i> calcd for C ₂₂ H ₂₇ FN ₄ O ₃ S 446 ([M] ⁺); found 447 ([M + H] ⁺ , 100%).	(CD ₃ OD): δ 0.875-0.980 (2H, m), 1.001 (3H, t, J = 7.5 Hz), 1.118-1.211 (2H, m), 1.638-1.863 (3H, m), 2.151-2.237 (1H, m), 2.513-2.586 (1H, m), 2.689 (3H, m), 3.502 (3H, s), 3.486-3.895 (6H, m), 7.567 (1H, d, J = 14.1 Hz)	(CD ₃ OD) : δ - 126.21
93		(R)-9-cyclopropyl-7-(3-(1-(cyclopropylamino)ethyl)pyrrolidin-1-yl)-6-fluoro-8-methoxyisothiazolo[5,4-b]quinoline-3,4(2H,9H)-dione	HCl	458.6	LCMS (APCI): <i>m/z</i> calcd for C ₂₃ H ₂₇ FN ₄ O ₃ S ([M] ⁺) 458; found 459 ([M + H] ⁺)	¹ H NMR (DMSO- <i>d</i> ₆) δ 9.40 (br, 1H), 9.18 (br, 1H), 7.55 (d, J _{H,F} = 14.0 Hz, 1H), 3.82-3.64 (m, 3H), 3.62-3.39 (m, 3H), 3.52 (s, 3H, methoxy), 2.70 (m, 2H), 2.31-2.05 (m, 1H), 1.81 (m, 1H), 1.38 (d, J = 6.6 Hz, 3H, methyl), 1.35 (d, J = 6.7 Hz, 3H, methyl-epimer), 1.17-0.75 (m, 8H, c-Pr)	¹⁹ F NMR (DMSO- <i>d</i> ₆) δ - 125.2 (s, 1F), - 125.4 (s, 1F, epimer)

No.	Structure	Name	Salt	MW	MS	¹ H-NMR	¹⁹ F-NMR
94		(S)-9-cyclopropyl-7-(3-(1-(cyclopropylamino)ethyl)pyrrolidin-1-yl)-6-fluoro-8-methoxyisothiazolo[5,4-b]quinoline-3,4-(2H,9H)-dione	HCl	458.6	LCMS (APCI): <i>m/z</i> calcd for C ₂₃ H ₂₇ FN ₄ O ₃ S ([M] ⁺) 458; found 459 ([M + H] ⁺)	¹ H NMR (DMSO- <i>d</i> ₆) δ 9.32 (br, 1H), 9.12 (br, 1H), 7.55 (d, <i>J</i> _{H₃F} = 14.0 Hz, 1H), 7.20 (br, 1H), 3.81-3.64 (m, 3H), 3.64-3.38 (m, 3H), 3.52 (s, 3H, methoxy), 2.73 (m, 2H), 2.30-2.05 (m, 1H), 1.79 (m, 1H), 1.38 (d, <i>J</i> = 6.7 Hz, 3H, methyl), 1.35 (d, <i>J</i> = 6.7 Hz, 3H, methyl-epimer), 1.17-0.75 (m, 8H, c-Pr)	¹⁹ F NMR (DMSO- <i>d</i> ₆) δ -125.4 (s, 1F)
95		7-(3-(aminomethyl)-4-methylpyrrolidin-1-yl)-9-cyclopropyl-6-fluoro-8-methoxyisothiazolo[5,4-b]quinoline-3,4-(2H,9H)-dione	HCl	418.5	LCMS (APCI): <i>m/z</i> calcd for C ₂₀ H ₂₃ FN ₄ O ₃ S ([M] ⁺) 418; found 419 ([M + H] ⁺)	¹ H NMR (DMSO- <i>d</i> ₆): δ 1.04 (m, 7H), 2.09 (m, 2H), 2.85 (m, 1H), 3.01 (m, 1H), 3.30 (m, 1H), 3.52 (s, 3H), 3.73 (m, 4H), 7.55 (d, <i>J</i> = 14.2 Hz, 1H), 8.05 (s (br), 1H)	¹⁹ F NMR (DMSO- <i>d</i> ₆) δ -125.72 (s, 1F)
96		(R)-7-(3-aminopyrrolidin-1-yl)-9-cyclopropyl-6-fluoro-8-methoxyisothiazolo[5,4-b]quinoline-3,4-(2H,9H)-dione	HCl	390.4	LCMS <i>m/z</i> calcd for C ₁₈ H ₁₉ FN ₄ O ₃ S 390 ([M] ⁺); found 391 ([M + H] ⁺ , 100%)	(DMSO- <i>D</i> ₆): δ 0.949-0.962 (2H, m), 1.117-1.148 (2H, m), 2.005-2.086 (1H, m), 2.259-2.320 (1H, m), 3.557 (3H, s), 3.601-3.899 (6H, m), 7.584 (1H, d, <i>J</i> = 13.8 Hz), 8.249 (2H, brs)	(DMSO- <i>d</i> ₆): -125.45

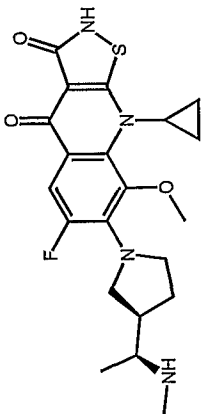
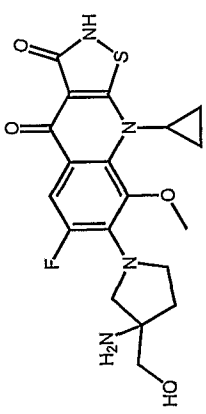
No.	Structure	Name	Salt	MW	MS	H-NMR	F-NMR
97		(R)-7-(3-aminopyrrolidin-1-yl)-9-cyclopropyl-8-methoxyisothiazolo[5,4-b]quinoline-3,4-(2H,9H)-dione	HCl	372.4	LCMS <i>m/z</i> calcd for C ₁₈ H ₂₀ N ₄ O ₃ S 372 ([M] ⁺); found 373 ([M + H] ⁺ , 100%).	(D ₂ O): δ 0.792-0.958 (2H, m), 1.083-1.222 (2H, m), 2.069-2.194 (1H, m), 2.306-2.444 (1H, m), 3.324 (3H, s), 3.442-3.804 (5H, m), 3.981-4.088 (1H, m), 6.517 (1H, d, J = 7.8 Hz), 7.362 (1H, d, J = 7.8 Hz).	
98		(R)-9-cyclopropyl-6-fluoro-8-methoxy-7-(3-(methylamino)pyrrolidin-1-yl)isothiazolo[5,4-b]quinoline-3,4-(2H,9H)-dione	HCl	404.5	LCMS <i>m/z</i> calcd for C ₁₉ H ₂₁ FN ₄ O ₃ S 404([M] ⁺); found 405 ([M + H] ⁺ , 100%).	(DMSO-D ₆): δ 0.933- 0.983 (2H, m), 1.111- 1.167 (2H, m), 2.056- 2.175 (1H, m), 2.244- 2.394 (1H, m), 2.645 (3H, brs), 3.669 (3H, s), 3.664-3.872 (6H, m) 7.589 (1H, d, J = 13.5 Hz), 9.061 (1H, brs)	(DMSO- d ₆): - 125.30
99		(R)-9-cyclopropyl-8-methoxy-7-(3-(methylamino)pyrrolidin-1-yl)isothiazolo[5,4-b]quinoline-3,4-(2H,9H)-dione	HCl	386.5	LCMS <i>m/z</i> calcd for C ₁₉ H ₂₂ N ₄ O ₃ S 386([M] ⁺); found 387 ([M + H] ⁺ , 100%).	δ 0.972-1.068 (2H, m), 1.170-1.239 (2H, m), 2.121-2.222 (1H, m), 2.389-2.479 (1H, m), 2.768 (3H, s), 3.315- 3.430 (1H, m), 3.407 (3H, s), 3.564-3.911 (5H, m), 6.693 (1H, d, J = 8.7 Hz), 7.572 (1H, d, J = 8.7 Hz).	

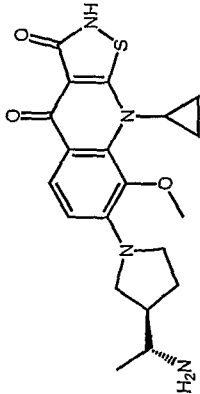
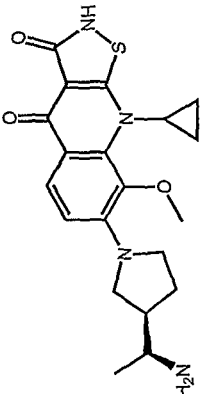
No.	Structure	Name	Salt	MW	MS	H-NMR	F-NMR
100		1-(9-cyclopropyl-6-fluoro-8-methoxy-3,4-dioxo-2,3,4,9-tetrahydroisothiazolo[5,4-b]quinolin-7-yl)-4-methylpyrrolidine-3-carbonitrile	HCl	414.5	LCMS <i>m/z</i> calcd for C ₂₀ H ₁₉ FN ₄ O ₃ S 414 ([M] ⁺); found 415 ([M + H] ⁺ , 100%).	¹ H NMR (DMSO- <i>d</i> ₆): δ 1.06 (m, 4H), 1.22 (d, <i>J</i> = 6.6 Hz, 3H), 2.63 (m, 1H), 3.55 (s, 3H), 3.56 (m, 3H), 3.74 (s, 2H), 3.96 (m, 1H), 7.58 (d, <i>J</i> = 13.8 Hz, 1H)	¹⁹ F NMR (DMSO- <i>d</i> ₆) δ - 126.02 (s, 1F)
101		(S)-9-cyclopropyl-7-(3-((cyclopropylamino)methyl)pyrrolidin-1-yl)-8-methoxyisothiazolo[5,4-b]quinoline-3,4-(2H,9H)-dione	HCl	426.5	LCMS (APCI); <i>m/z</i> calcd for C ₂₂ H ₂₆ FN ₄ O ₃ S ([M] ⁺) 426; found 427 ([M + H] ⁺)	¹ H NMR (DMSO- <i>d</i> ₆) δ 9.41 (br, 2H), 7.82 (d, <i>J</i> = 9.1 Hz, 1H), 6.91 (br, 1H), 6.83 (d, <i>J</i> = 9.1 Hz, 1H), 3.78 (m, 1H), 3.65 (m, 1H), 3.58-3.47 (m, 2H), 3.48 (s, 3H, methoxy), 3.33 (m, 1H), 3.14 (m, 2H), 2.72 (m, 2H), 2.19 (m, 1H), 1.83 (m, 1H), 1.14 (m, 2H, c- Pr), 0.96 (m, 4H, c-Pr), 0.74 (m, 2H, c-Pr)	

No.	Structure	Name	Salt	MW	MS	H-NMR	F-NMR
102		(R)-7-(3-(1-aminoethyl)pyrrolidin-1-yl)-9-cyclopropyl-8-methoxyisothiazolo[5,4-b]quinoline-3,4(2H,9H)-dione	HCl	400.5	<p>LCMS (APCI): <i>m/z</i> calcd for $C_{20}H_{24}N_4O_3$ S ($[M]^+$) 400; found 401 ($[M + H]^+$)</p>	1H NMR (DMSO- d_6) δ 8.30 (br, 3H), 7.82 (d, $J = 9.0$ Hz, 1H, ArH), 7.81 (d, $J = 9.0$ Hz, 1H, ArH-epimer), 7.30 (br, 1H), 6.86 (d, $J = 9.0$ Hz, 1H, ArH), 6.81 (d, $J = 9.0$ Hz, 1H, ArH-epimer), 3.78 (m, 1H), 3.65-3.45 (m, 3H), 3.48 (s, 3H, methoxy), 3.47 (s, 3H, methoxy-epimer), 3.38-3.19 (m, 2H), 2.45 (m, 1H), 2.27-2.04 (m, 1H), 1.78 (m, 1H), 1.29 (d, $J = 6.5$ Hz, 3H, methyl), 1.28 (d, $J = 6.5$ Hz, 3H, methyl-epimer), 1.14 (m, 2H, c-Pr), 0.94 (m, 2H, c-Pr)	

No.	Structure	Name	Salt	MW	MS	H-NMR	F-NMR
103		(R)-9-cyclopropyl-8-methoxy-7-(3-(1-(methylamino)ethyl)pyrrolidin-1-yl)isothiazolo[5,4-b]quinoline-3,4(2H,9H)-dione	HCl	414.5	LCMS <i>m/z</i> (APCI): <i>m/z</i> calcd for $C_{21}H_{26}N_4O_3S$ ($[M]^+$) 414; found 415 ($[M + H]^+$)	1H NMR (DMSO- d_6) δ 9.27 (br, 1H), 9.09 (br, 1H), 7.82 (d, $J = 9.0$ Hz, 1H, ArH), 7.81 (d, $J = 9.0$ Hz, 1H, ArH-epimer), 7.25 (br, 1H), 6.87 (d, $J = 9.0$ Hz, 1H, ArH), 6.84 (d, $J = 9.0$ Hz, 1H, ArH-epimer), 3.78 (m, 1H), 3.72-3.45 (m, 3H), 3.48 (s, 3H, methoxy), 3.39-3.22 (m, 2H), 2.67-2.50 (m, 1H), 2.55 (s, 3H, -NMe), 2.33-2.06 (m, 1H), 1.79 (m, 1H), 1.30 (d, $J = 6.6$ Hz, 3H, methyl), 1.28 (d, $J = 6.6$ Hz, 3H, methyl-epimer), 1.14 (m, 2H, c-Pr), 0.93 (m, 2H, c-Pr)	
104		7-(3-(aminomethyl)azetidin-1-yl)-9-cyclopropyl-6-fluoro-8-methoxyisothiazolo[5,4-b]quinoline-3,4(2H,9H)-dione	Me-sulfonate	390.4	LCMS <i>m/z</i> calcd for $C_{18}H_{19}FN_4O_3S$ ($[M]^+$) 390; found 391 ($[M + H]^+$, 100%)	(DMSO- d_6): δ 9.947-1.012 (2H, m), 1.234-1.464 (2H, m), 2.856-2.942 (1H, m), 3.422-3.483 (2H, m), 3.566 (3H, s), 3.647-3.747 (1H, m), 4.034-4.137 (2H, m), 4.333-4.417 (2H, m), 7.554 (1H, d, $J = 13.8$ Hz), 7.772 (2H, brs)	(DMSO- d_6): δ -133.75

No.	Structure	Name	Salt	MW	MS	H-NMR	F-NMR
105		7-(3-aminoazetidin-1-yl)-9-cyclopropyl-6-fluoro-8-methoxyisothiazolo[5,4-b]quinoline-3,4-(2H,9H)-dione	Me-sulfonate	376.4	LCMS <i>m/z</i> calcd for $C_{17}H_{17}FN_4O_3S$ 376 ($[M]^+$); found 377 ($[M + H]^+$, 100%).	(DMSO- D_6): δ 0.931-0.983 (2H, m), 1.123-1.192 (2H, m), 3.585 (3H, s), 3.739-3.824 (1H, m), 4.116-4.174 (1H, m), 4.224-4.279 (1H, m), 4.517-4.582 (2H, m), 7.587 (1H, d, $J = 13.2$ Hz), 8.282 (2H, brd, $J = 3.3$ Hz)	(DMSO- d_6): δ -134.02
106		9-cyclopropyl-7-(3-(ethylamino)azetidin-1-yl)-6-fluoro-8-methoxyisothiazolo[5,4-b]quinoline-3,4-(2H,9H)-dione	Me-sulfonate	404.5	LCMS <i>m/z</i> calcd for $C_{19}H_{21}FN_4O_3S$ 404 ($[M]^+$); found 405 ($[M + H]^+$, 100%).	(DMSO- D_6): δ 0.912-0.941 (2H, m), 0.963-0.972 (2H, m), 1.217 (3H, t, $J = 6.9$ Hz), 3.006-3.025 (2H, m), 3.593 (3H, s), 3.742-3.818 (1H, m), 4.113-4.197 (1H, m), 4.333-4.394 (2H, m), 4.515-4.591 (2H, m), 7.591 (1H, d, $J = 13.2$ Hz), 9.293 (1H, brs)	(DMSO- d_6): δ -133.88
107		9-cyclopropyl-6-fluoro-8-methoxy-7-((R)-3-((R)-1-(methylamino)ethyl)pyrrolidin-1-yl)isothiazolo[5,4-b]quinoline-3,4-(2H,9H)-dione	HCl	432.5	LCMS (APCI): <i>m/z</i> calcd for $C_{21}H_{25}FN_4O_3S$ 432; found 433 ($[M + H]^+$)	1H NMR (DMSO- d_6) δ 8.84 (br, 1H), 8.69 (br, 1H), 7.56 (d, $J_{H,F} = 14.0$ Hz, 1H), 3.81-3.64 (m, 3H), 3.59-3.47 (m, 2H), 3.53 (s, 3H, methoxy), 3.29 (m, 1H), 2.58 (s, 3H, NMe), 2.28-2.03 (m, 2H), 1.77 (m, 1H), 1.24 (d, $J = 6.6$ Hz, 3H, methyl), 1.14 (m, 2H, c-Pr), 0.96 (m, 2H, c-Pr)	^{19}F NMR (DMSO- d_6) δ -125.4 (s, 1F)

No.	Structure	Name	Salt	MW	MS	H-NMR	F-NMR
108		9-cyclopropyl-6-fluoro-8-methoxy-7-((R)-3-((S)-1-(methylamino)ethyl)pyrrolidin-1-yl)isothiazolo[5,4-b]quinoline-3,4-(2H,9H)-dione	HCl	432.5	LCMS (APCI): <i>m/z</i> calcd for C ₂₁ H ₂₅ FN ₄ O ₃ S ([M] ⁺) 432; found 433 ([M + H] ⁺)	¹ H NMR (DMSO- <i>d</i> ₆) δ 9.07 (br, 1H), 8.86 (br, 1H), 7.55 (d, <i>J</i> _{HF} = 13.9 Hz, 1H), 3.82-3.64 (m, 3H), 3.61-3.45 (m, 2H), 3.55 (s, 3H, methoxy), 3.29 (m, 1H), 2.78-2.66 (m, 1H), 2.55 (s, 3H, -NMe), 2.07 (m, 1H), 1.75 (m, 1H), 1.29 (d, <i>J</i> = 6.6 Hz, 3H, methyl), 1.14 (m, 2H, c-Pr), 0.95 (m, 2H, c-Pr)	¹⁹ F NMR (DMSO- <i>d</i> ₆) δ -125.4 (s, 1F)
109		7-(3-amino-3-(hydroxymethyl)pyrrolidin-1-yl)-9-cyclopropyl-6-fluoro-8-methoxyisothiazolo[5,4-b]quinoline-3,4-(2H,9H)-dione	HCl	420.5	LCMS <i>m/z</i> calcd for C ₁₉ H ₂₁ FN ₄ O ₄ S 420 ([M] ⁺); found 421 ([M + H] ⁺ , 100%)	¹ H-NMR (DMSO- <i>D</i> ₆): δ 0.945-0.972 (2H, m), 1.125-1.148 (2H, m), 2.011-2.194 (2H, m), 3.575 (3H, s), 3.590-3.819 (7H, m), 7.598 (1H, d, <i>J</i> = 13.8 Hz), 8.309 (2H, brs)	δ -125.28

No.	Structure	Name	Salt	MW	MS	H-NMR	F-NMR
110		7-((R)-3-((R)-1-aminoethyl)pyrrolidin-1-yl)-9-cyclopropyl-8-methoxyisothiazolo[5,4-b]quinoline-3,4(2H,9H)-dione	HCl	400.5	LCMS (APCI): <i>m/z</i> calcd for C ₂₀ H ₂₄ N ₄ O ₃ S ([M] ⁺) 400; found 401 ([M + H] ⁺)	¹ H NMR (DMSO- <i>d</i> ₆) δ 8.16 (br, 3H), 7.82 (d, <i>J</i> = 9.0 Hz, 1H), 6.87 (d, <i>J</i> = 9.0 Hz, 1H), 3.78 (m, 1H), 3.69- 3.45 (m, 3H), 3.48 (s, 3H, methoxy), 3.35- 3.18 (m, 2H), 2.45 (m, 1H), 2.28-2.00 (m, 1H), 1.78 (m, 1H), 1.27 (d, <i>J</i> = 6.5 Hz, 3H, methyl), 1.18 (m, 2H, c-Pr), 0.93 (m, 2H, c-Pr)	
111		7-((R)-3-((S)-1-aminoethyl)pyrrolidin-1-yl)-9-cyclopropyl-8-methoxyisothiazolo[5,4-b]quinoline-3,4(2H,9H)-dione	HCl	400.5	LCMS (APCI): <i>m/z</i> calcd for C ₂₀ H ₂₄ N ₄ O ₃ S ([M] ⁺) 400; found 401 ([M + H] ⁺)	¹ H NMR (DMSO- <i>d</i> ₆) δ 8.20 (br, 3H), 7.84 (d, <i>J</i> = 9.0 Hz, 1H), 6.82 (d, <i>J</i> = 9.0 Hz, 1H), 3.78 (m, 1H), 3.65- 3.45 (m, 3H), 3.48 (s, 3H, methoxy), 3.38- 3.16 (m, 2H), 2.44 (m, 1H), 2.25-1.97 (m, 1H), 1.74 (m, 1H), 1.29 (d, <i>J</i> = 6.5 Hz, 3H, methyl), 1.18 (m, 2H, c-Pr), 0.94 (m, 2H, c-Pr)	

No.	Structure	Name	Salt	MW	MS	H-NMR	F-NMR
112		(R)-9-cyclopropyl-6-fluoro-7-(3-(1-(isopropylamino)ethyl)pyrrolidin-1-yl)-8-methoxyisothiazolo[5,4-b]quinoline-3,4(2H,9H)-dione	HCl	460.6	LCMS (APCI): <i>m/z</i> calcd for C ₂₃ H ₃₀ FN ₄ O ₃ S ([M] ⁺) 460; found 461 ([M + H] ⁺)	¹ H NMR (DMSO- <i>d</i> ₆) δ 9.01 (br, 1H), 8.44 (br, 1H), 7.55 (d, <i>J</i> _{H₃F} = 14.0 Hz, 1H), 3.82-3.62 (m, 3H), 3.60-3.32 (m, 3H), 3.53 (s, 3H, methoxy), 2.52 (m, 1H), 2.36-2.04 (m, 2H), 1.79 (m, 1H), 1.37-1.19 (m, 9H), 1.13 (m, 2H, c-Pr), 0.94 (m, 2H, c-Pr)	¹⁹ F NMR (DMSO- <i>d</i> ₆) δ -125.4 (s, 1F)
113		(R)-7-(3-(1-(cyclopentylamino)ethyl)pyrrolidin-1-yl)-9-cyclopropyl-6-fluoro-8-methoxyisothiazolo[5,4-b]quinoline-3,4(2H,9H)-dione	HCl	486.6	LCMS (APCI): <i>m/z</i> calcd for C ₂₅ H ₃₁ FN ₄ O ₃ S ([M] ⁺) 486; found 487 ([M + H] ⁺)	¹ H NMR (DMSO- <i>d</i> ₆) δ 9.27 (br, 1H), 8.78 (br, 1H), 7.55 (d, <i>J</i> _{H₃F} = 14.0 Hz, 1H), 6.53 (br, 1H), 3.92-3.46 (m, 5H), 3.52 (s, 3H, methoxy), 3.37 (m, 1H), 2.68 (m, 1H), 2.50-1.91 (m, 4H), 1.89-1.61 (m, 5H), 1.54 (m, 2H), 1.33 (d, <i>J</i> = 6.6 Hz, 3H, methyl), 1.30 (d, <i>J</i> = 6.6 Hz, 3H, methyl-epimer), 1.16 (m, 2H, c-Pr), 0.94 (m, 2H, c-Pr)	¹⁹ F NMR (DMSO- <i>d</i> ₆) δ -125.3 (s, 1F), -125.4 (s, 1F, epimer)
114		9-cyclopropyl-7-(3-(dimethylamino)pyrrolidin-1-yl)-6-fluoroisothiazolo[5,4-b]quinoline-3,4(2H,9H)-dione					

No.	Structure	Name	Salt	MW	MS	H-NMR	F-NMR
115		(R)-9-cyclopropyl-7-(3-(1-(cyclopropylmethylamino)ethyl)pyrrolidin-1-yl)-6-fluoro-8-methoxyisothiazolo[5,4-b]quinoline-3,4(2H,9H)-dione	HCl	509.0	LCMS (APCI): <i>m/z</i> calcd for C ₂₄ H ₂₉ FN ₄ O ₃ S ([M] ⁺) 472; found 473 ([M + H] ⁺)	¹ H NMR (DMSO- <i>d</i> ₆) δ 9.08 (br, 1H), 8.82 (br, 1H), 7.55 (d, <i>J</i> _{H,F} = 14.0 Hz, 1H), 3.81-3.62 (m, 2H), 3.61-3.46 (m, 2H), 3.52 (s, 3H, methoxy), 3.38 (m, 1H), 2.99-2.51 (m, 3H), 2.49 (m, 2H), 2.30-2.03 (m, 1H), 1.79 (m, 1H), 1.31 (d, <i>J</i> = 6.6 Hz, 3H, methyl), 1.27 (d, <i>J</i> = 6.7 Hz, 3H, methyl-epimer), 1.13 (m, 2H, c-Pr), 0.94 (m, 2H, c-Pr), 0.58 (m, 2H, c-Pr), 0.39 (m, 2H, c-Pr)	¹⁹ F NMR (DMSO- <i>d</i> ₆) δ - 125.4 (s, 1F)

EXAMPLE 9. ANTIMICROBIAL ACTIVITY OF COMPOUNDS

[0273] The antimicrobial activity of the compounds of the invention may be evaluated by a number of methods, including the following visual minimum inhibitory concentration (MIC) assay. This assay determines the minimum concentration of compound required to inhibit growth of a bacterial strain.

MINIMUM INHIBITORY CONCENTRATION (MIC) ASSAY

[0274] Whole-cell antibacterial activity is determined by broth microdilution using conditions recommended by the NCCLS (see National Committee for Clinical Laboratory Standards. 2001. Performance standards for antimicrobial susceptibility testing: 11th informational supplement. Vol. 21, no. 1, M100-S11. National Committee for Clinical Laboratory Standards, Wayne, PA). Test compounds are dissolved in DMSO and diluted 1:50 in Mueller-Hinton II broth (Becton-Dickinson) to produce a 256 µg/ml stock solution. In a 96-well microtiter plate, the compound solution is serially two-fold diluted in Mueller-Hinton II broth. After the compounds are diluted, a 50 µl aliquot of the test organism ($\sim 1 \times 10^6$ cfu/mL) is added to each well of the microtiter plate. The final test concentrations ranges from 0.125-128 µg/mL. Inoculated plates are incubated in ambient air at 37°C for 18 to 24 hours. The organisms selected for testing included laboratory strains *S. aureus* ATCC 29213 and *E. coli* ATCC 25922 (strains purchased from American Type Culture Collection, Manassas, VA), *S. aureus* FQR700699, and *Paeruginosa* 27853. The minimum inhibitory concentration (MIC) is determined as the lowest concentration of compound that inhibited visible growth of the test organism.

Compounds 17-46, 49, and 52-113 were tested in this assay for anti-microbial activity against *S. Aureus*. Compounds 17-42, 44-46, 49, 52-83, 85-103, and 105-113 exhibited MIC values of 1 microgram/ ml or less against *S. Aureus*. Certain of these compounds exhibited an MIC value of 0.1 microgram/ ml or less against *S. Aureus*, and certain of these compounds also exhibited an MIC value of 0.01 microgram/ ml against *S. Aureus* when tested in this assay. Compounds 17, 20, 22, 38-46, 49, and 52-113 were tested in this assay for anti-microbial activity against Methicillin Resistant *S. Aureus*. Compounds 42, 52-57, 59, 63, 66-67, 70-71, 73-77, 87-89, 92-95, 100, 102-103, 107-108, and 111-112 exhibited MIC values of 1 microgram/ ml or less

against Methicillin Resistant *S. Aureus*. Compounds 17-22, 26-46, 49, 52-58, 63, 67-68, 70-90, 93-95, and 100-106 were also tested in this assay for anti-microbial activity against *E. coli*. Compounds 17-22, 26-42, 44-46, 49, 52-58, 63, 67-68, 70-90, 93-95, 100-103, and 105-106 exhibited MIC values of 1 microgram/ ml or less against *E. coli*.

EXAMPLE 10. CELL VIABILITY STAINING WITH ALAMAR BLUE

[0275] To determine whether the microcidal effect observed against *S. aureus* and *E. coli* is specific to bacterial cells, compounds are screened for cell viability effects on several human cell types.

[0276] Optimal cell density is first determined by plating cells in a 96-well plate standard sterile tissue culture plates in 100 μ l media, 10%FBS at six cell densities from 500 cells/ well to 15,000 cells/ well. A cell free well containing only media is used as a control. Cells are incubated at 37 oC in a 5% CO₂ incubator for 24 hours. 10% culture volume (10ul) of Alamar Blue (Biosource, DAL1100, 100mL) is then added. Cells are incubated at 37 oC in a 5% CO₂ incubator and read in a Victor V plate reader, 544nm excitation, 590nm emission, at 3, 4, and 24 hours after the addition of Alamar Blue. The cell number vs. change in fluorescence is plotted to determine linearity of signal vs. cell number. The optimal density varies between 500-15,000 cells/well depending on the specific cell type. The optimal density is selected based on the highest number of cells that is still in the linear response range.

Determination of Compound Cytotoxicity

[0277] Cells are plated at optimal cell density in a standard sterile tissue culture 96 well plate, and incubated at 37 °C O/N in a 5% CO₂ incubator. 12 to 48 hours post-plating media is removed. The cells are washed 1 or 2 times with 1X PBS and replaced with fresh media containing the test compound in 1% DMSO. 24 to 72 hours after addition of compound, the media is removed, and the cells washed 1 to 2 times with 1X PBS. Fresh media containing 1/10 volume of Alamar Blue is then added. Plates are incubated 4 hours at 37 oC in a 5% CO₂ incubator and read in a Victor V plate reader, 544 nm excitation, 590 nm emission.

[0278] Compounds are diluted to 20 micromolar in 1% DMSO and media and screened in duplicate to obtain single concentration cytotoxicity data. Eight concentration points from

0.78 micromolar to 100 micromolar, run in duplicate, are used to determine cytotoxicity CC50 values. Cells with 1% DMSO and media are used as a negative control, compounds having a known CC50 against a particular cell type are used as positive controls.

[0279] The change in fluorescence vs. concentration of test compound is plotted to determine the cytotoxicity of the compound.

[0280] Sample media conditions, optimal plating densities, and positive control compounds for two cell types screened are presented in Table III.

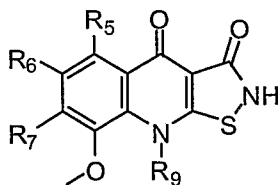
[0281] Certain compounds disclosed in Examples 1 to 8 exhibit CC50 values greater than 10 uM against each of the cell lines listed below. Other cell types that may be used include but are not limited to Balb/3TC, CEM-SS, HeLa, Hep2, HepG2, HT-29, MRC-5, SK-N-SH, U-87 MG, 293T, and Huh-7. More preferred are compounds with a CC50 value greater than 50 uM. Most preferred are compounds with a CC50 value greater than 100 uM.

TABLE III

Cell Line	Media	Plating Density	Positive Control
CHO (Chinese hamster ovary)	1. F-12 Nutrient Mixture (Gibco #11765-054) containing 10% FBS, 1% Pen Strep, 1.5 g/L Sodium Bicarbonate 2. McCoy's 5a medium, 10% FBS and PS/Gln	7,000 cells/well	Terfenadine CC ₅₀ = 4.3 – 6.5 µM
Hep 2 (laryngeal carcinoma)	Minimum Essential Medium – Alpha Medium (Gibco # 12571-063) containing 10% FBS, 1% Pen Strep, 1.5 g/L Sodium Bicarbonate	7,000 cells/well	Terfenadine CC ₅₀ = 3-5 µM

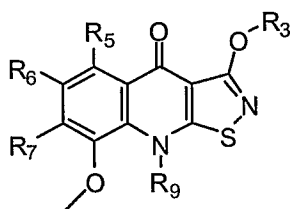
WHAT IS CLAIMED IS:

1. A compound of Formula A



Formula A

or a tautomer of Formula of Formula B



Formula B

or a pharmaceutically acceptable salt of Formula A or Formula B, wherein

R₃ is hydrogen, C₁-C₆alkyl, or C₂-C₆alkanoyl;

R₅ is hydrogen, hydroxy, amino, C₁-C₂alkyl, C₁-C₂alkoxy, mono- or di-(C₁-C₄alkyl)amino, or mono- or di-C₁-C₄alkylhydrazinyl;

R₆ is hydrogen, halogen, or amino;

R₇ is a nitrogen-linked heterocycloalkyl group, which has 4 to 8 ring members, including 0, 1, or 2 additional ring heteroatoms independently chosen from N, O, and S, or

R₇ is a nitrogen-linked C₁-C₄alkylamino substituted with a 5 or 6-membered heteroaryl group having 1 or 2 heteroatoms independently chosen from N, O, and S, or substituted with a heterocycloalkyl group, which has 4 to 8 ring members, including 1 or 2 ring heteroatoms independently chosen from N, O, and S;

R₇ is a nitrogen-linked heterocycloalkyl or heterocycloalkenyl group, each of which has 4 to 8 ring members, including 0, 1, or 2 additional ring heteroatoms independently chosen from N, O, and S, forming part of a bicyclic system with a 3- to 8-membered cycloalkyl or heterocycloalkyl ring in fused or spiro orientation,

R₇ is a nitrogen-linked 6-membered heterocycloalkyl group, 0, 1, or 2 additional ring heteroatoms independently chosen from N, O, and S, and bridged with a methylene or ethylene bridge;

each of which R₇ is substituted with 0 or 1 or more substituents independently chosen from (a) and 0 or 1 substituents chosen from (b); wherein

(a) is chosen from halogen, hydroxy, amino, nitro, C₁-C₄alkyl, C₁-C₄alkoxy, C₁-C₂haloalkyl, and C₁-C₂haloalkoxy,

(b) is oxo, amino, cyano, hydroxyC₁-C₄alkyl, aminoC₁-C₄alkyl, C₁-C₆alkylthio, C₂-C₆alkanoyl, (mono- or di-C₁-C₄alkyl)aminoC₀-C₄alkyl, (C₃-C₇cycloalkyl)C₀-C₄alkyl, (C₃-C₇cycloalkyl)aminoC₀-C₄alkyl, (C₃-C₇cycloalkyl)(C₁-C₄alkyl)aminoC₀-C₄alkyl, (heterocycloalkyl)C₀-C₄alkyl, or (aryl)C₀-C₄alkyl,

where each of (b) other than oxo and cyano is substituted with 0 to 2 substituents independently chosen from halogen, hydroxy, amino, cyano, nitro, oxo, -COOH, -CONH₂, C₁-C₄alkyl, C₂-C₄alkenyl, C₂-C₄alkynyl, C₁-C₄alkoxy, mono- and di-(C₁-C₄alkyl)amino, C₁-C₂haloalkyl, and C₁-C₂haloalkoxy;

R₉ is C₁-C₄alkyl, cyclopropyl, or phenyl, each of which is substituted with 0 to 3 substituents independently chosen from halogen, hydroxy, amino, C₁-C₂alkyl, C₁-C₂alkoxy, mono- and di-(C₁-C₂)alkylamino, C₁-C₂haloalkyl, and C₁-C₂haloalkoxy.

2. A compound or salt of Claim 1 of Formula A.

3. A compound or salt of Claim 1, wherein

R₅ is hydrogen, amino, mono- or di-(C₁-C₂)alkylamino, or mono- or di-C₁-C₂alkylhydrazinyl.

4. A compound or salt of Claim 3 wherein R₅ is hydrogen.

5. A compound of Claim 4, wherein R₆ is fluoro or hydrogen.

6. A compound or salt of Claim 5, wherein R₆ is fluoro.

7. A compound or salt of Claim 5, wherein

R₇ is a nitrogen-linked heterocycloalkyl group, which has 4 to 8 ring members, including 0, 1 or 2 additional ring heteroatoms independently chosen from N, O, and S which heterocycloalkyl, which R₇ is substituted with 0 or 1 or more substituents independently chosen from (a) and 0 or 1 substituents chosen from (b); wherein

(a) is chosen from halogen, hydroxy, amino, nitro, C₁-C₄alkyl, C₁-C₄alkoxy, C₁-C₂haloalkyl, and C₁-C₂haloalkoxy,

(b) is oxo, amino, cyano, hydroxyC₁-C₄alkyl, aminoC₁-C₄alkyl, C₁-C₆alkylthio, C₂-C₆alkanoyl, (mono- or di-C₁-C₄alkyl)aminoC₀-C₄alkyl, (C₃-C₇cycloalkyl)C₀-C₄alkyl, (C₃-C₇cycloalkylamino)C₀-C₄alkyl, (C₃-C₇cycloalkyl)(C₁-C₄alkyl)aminoC₀-C₄alkyl, (heterocycloalkyl)C₀-C₄alkyl, or (aryl)C₀-C₄alkyl,

where each of (b) other than oxo and cyano is substituted with 0 to 2 substituents independently chosen from halogen, hydroxy, amino, cyano, nitro, oxo, -COOH, -CONH₂, C₁-C₄alkyl, C₂-C₄alkenyl, C₂-C₄alkynyl, C₁-C₄alkoxy, mono- and di-(C₁-C₄alkyl)amino, C₁-C₂haloalkyl, and C₁-C₂haloalkoxy.

8. A compound or salt of Claim 7, wherein

R₇ is a pyrrolidinyl, piperidinyl, piperazinyl, morpholinyl, thiomorpholinyl, or azepanyl group substituted with substituted with 0 to 2 substituents independently chosen from or more of (a) and 0 or 1 substituents (b).

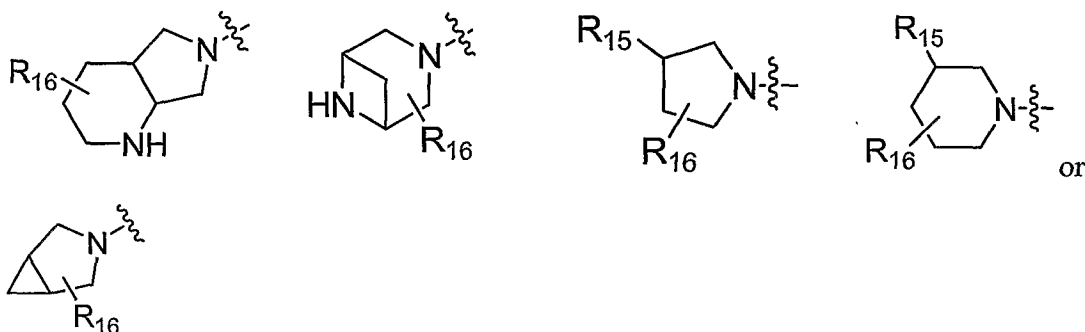
9. A compound or salt of Claim 8, wherein

R₇ is a pyrrolidinyl group, which is substituted with 0 to 2 substituents independently chosen from one or more of (a) and 0 or 1 substituents (b).

10. A compound or salt of Claim 9, wherein

R₇ is pyrrolidinyl group substituted with one group (b) and optionally substituted with 1 methyl or halogen substituent wherein (b) is oxo, amino, cyano, hydroxyC₁-C₄alkyl, aminoC₁-C₄alkyl, C₂-C₄alkanoyl, (mono- or di-C₁-C₄alkyl)aminoC₀-C₄alkyl, (C₃-C₇cycloalkyl)C₀-C₂alkyl substituted with amino, (C₃-C₇cycloalkylamino)C₀-C₄alkyl, or (C₃-C₇cycloalkyl)(C₁-C₄alkyl)aminoC₀-C₄alkyl.

11. A compound or salt Claim 6, where R₇ is a group of formula



in which

R₁₅ is (b); and

R₁₆ is 0 or 1 or more substituents chosen from amino, hydroxy, chloro, fluoro, methyl, methoxy, trifluoromethyl, and trifluoromethoxy.

12. A compound or salt of Claim 11, wherein

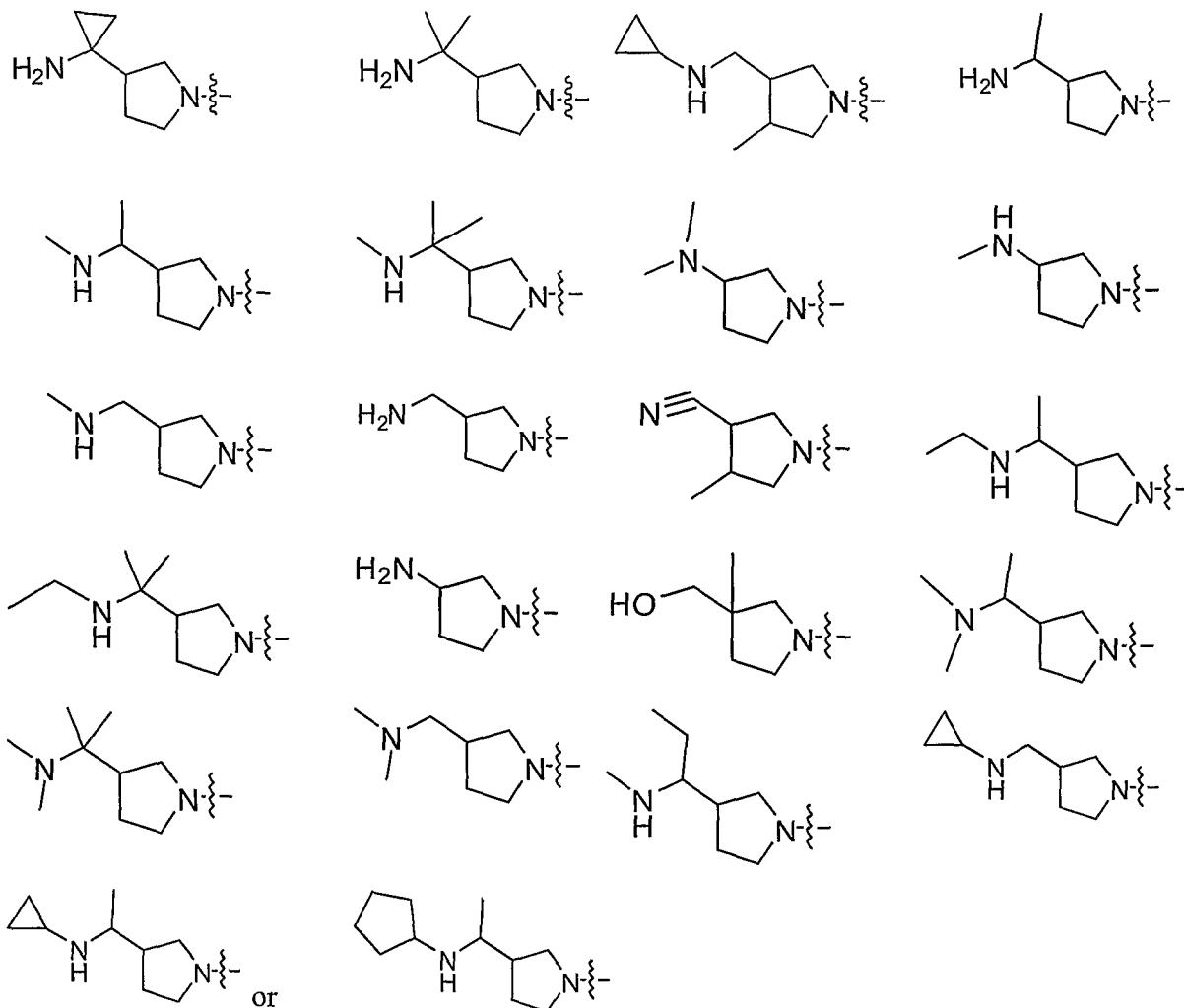
R₁₅ is oxo, amino, cyano, hydroxyC₁-C₄alkyl, aminoC₁-C₄alkyl, C₂-C₄alkanoyl, (mono- or di-C₁-C₄alkylamino)C₀-C₄alkyl, (C₃-C₇cycloalkyl)C₀-C₂alkyl substituted with amino, (C₃-C₇cycloalkylamino)C₀-C₄alkyl, or (C₃-C₇cycloalkyl)(C₁-C₄alkyl)aminoC₀-C₄alkyl.

13. A compound or salt of Claim 11, wherein

R₁₅ is oxo, cyano, hydroxyC₁-C₄alkyl, aminoC₁-C₄alkyl, acetyl, (mono- or di-C₁-C₂alkylamino)C₁-C₄alkyl, cyclopropyl substituted with amino, or (C₃-C₇cycloalkylamino)C₀-C₄alkyl; and

R₁₆ is 0 or 1 substituent chosen from hydroxy, amino, chloro, and methyl.

14. A compound or salt of Claim 6, wherein R₇ is



15. A compound or salt of Claim 5, wherein:

R₇ is a nitrogen-linked C₁-C₄alkylamino substituted with a 5 or 6-membered heteroaryl group having 1 or 2 heteroatoms independently chosen from N, O, and S, or substituted with a heterocycloalkyl group, which has 4 to 8 ring members, including 1 or 2 ring heteroatoms independently chosen from N, O, and S;
each of which R₇ is substituted with 0 or 1 or more substituents independently chosen from (a) and 0 or 1 substituents chosen from (b).

16. A compound or salt of Claim 15, wherein
R₇ is C₁-C₄alkylamino substituted with a pyridyl, pyrimidinyl, piperazinyl, piperidinyl, or morpholinyl, each of which is substituted with 0, 1, or 2 substituents independently chosen from halogen, hydroxy, amino, oxo, cyano, C₁-C₂alkyl, C₁-C₂alkoxy, C₁-C₂haloalkyl, and C₁-C₂haloalkoxy.
17. A compound or salt of Claim 15, wherein
R₇ is C₁-C₂alkylamino substituted with pyridyl, piperazinyl, piperidinyl, or morpholinyl, each of which is substituted with 0, 1, or 2 substituents independently chosen from halogen, methyl, and methoxy.
18. A compound or salt of Claim 5, wherein
R₇ is a nitrogen-linked heterocycloalkyl or heterocycloalkenyl group, each of which has 4 to 8 ring members, including 0, 1, or 2 additional ring heteroatoms independently chosen from N, O, and S, forming part of a bicyclic system with a 3- to 8-membered cycloalkyl or heterocycloalkyl ring in fused or spiro orientation,
each of which R₇ is substituted with 0 or 1 or more substituents independently chosen from (a) and 0 or 1 substituents chosen from (b).
19. A compound or salt of Claim 18, wherein
R₇ is a piperidinyl, piperazinyl, or pyrrolidinyl group, which is part of a bicyclic system having a spiro attached C₃-C₄cycloalkyl, dioxolanyl, or azetidiny group, which bicyclic system is substituted with 0, 1, or 2 substituents independently chosen from halogen, hydroxy, amino, oxo, cyano, C₁-C₂alkyl, C₁-C₂alkoxy, C₁-C₂haloalkyl, and C₁-C₂haloalkoxy.

20. A compound or salt of Claim 18, wherein R_7 is a 5- or 6-membered nitrogen-linked heterocycloalkyl, which has 0 or 1 additional nitrogen atoms, which 5- or 6-membered nitrogen-linked heterocycloalkyl is part of a bicyclic ring system having a fused C_3 - C_6 cycloalkyl or a fused 4- to 6- membered heterocycloalkyl containing 1 nitrogen atom, which bicyclic ring system is substituted with 0, 1, or 2 substituents independently chosen from halogen, hydroxy, amino, oxo, cyano, C_1 - C_2 alkyl, C_1 - C_2 alkoxy, C_1 - C_2 haloalkyl, and C_1 - C_2 haloalkoxy.
21. A compound or salt of Claim 20, wherein the 5- or 6-membered nitrogen-linked heterocycloalkyl which is part of a bicyclic ring system is a pyrrolidinyl or piperidinyl and is fused to a C_3 - C_6 cycloalkyl, pyrrolidinyl, or piperidinyl which bicyclic ring is substituted with 0, 1, or 2 substituents independently chosen from halogen, methyl, and methoxy.
22. A compound or salt of Claim 5 wherein R_9 is C_1 - C_4 alkyl or cyclopropyl, or R_9 is phenyl substituted with 2 substituents chosen from halogen, hydroxy, amino, C_1 - C_2 alkyl, C_1 - C_2 alkoxy, mono- and di- $(C_1$ - $C_2)$ alkylamino, C_1 - C_2 haloalkyl, and C_1 - C_2 haloalkoxy.
23. A compound or salt of Claim 22 wherein R_9 is cyclopropyl.
24. A compound or salt of Claim 1, wherein the compound is
9-cyclopropyl-6-fluoro-8-methoxy-7-(piperazin-1-yl)isothiazolo[5,4-b]quinoline-3,4(2H,9H)-dione;
9-cyclopropyl-7-(dimethylamino)-6-fluoro-8-methoxyisothiazolo[5,4-b]quinoline-3,4(2H,9H)-dione;
9-cyclopropyl-8-methoxy-7-(4-methylpiperazin-1-yl)isothiazolo[5,4-b]quinoline-3,4(2H,9H)-dione;

9-cyclopropyl-6-fluoro-8-methoxy-7-(octahydropyrrolo[3,4-b]pyridin-6-yl)isothiazolo[5,4-b]quinoline-3,4(2H,9H)-dione;

9-cyclopropyl-7-(3-(dimethylamino)pyrrolidin-1-yl)-6-fluoro-8-methoxyisothiazolo[5,4-b]quinoline-3,4(2H,9H)-dione;

(R)-7-(3-(2-aminopropan-2-yl)pyrrolidin-1-yl)-9-cyclopropyl-6-fluoro-8-methoxyisothiazolo[5,4-b]quinoline-3,4(2H,9H)-dione;

(R)-7-(3-(2-aminopropan-2-yl)pyrrolidin-1-yl)-9-cyclopropyl-8-methoxyisothiazolo[5,4-b]quinoline-3,4(2H,9H)-dione;

(R)-7-(3-(1-aminocyclopropyl)pyrrolidin-1-yl)-9-cyclopropyl-6-fluoro-8-methoxyisothiazolo[5,4-b]quinoline-3,4(2H,9H)-dione;

(R)-7-(3-(1-aminocyclopropyl)pyrrolidin-1-yl)-9-cyclopropyl-8-methoxyisothiazolo[5,4-b]quinoline-3,4(2H,9H)-dione;

7-(3-(2-aminopropan-2-yl)pyrrolidin-1-yl)-9-cyclopropyl-6-fluoro-8-methoxyisothiazolo[5,4-b]quinoline-3,4(2H,9H)-dione;

(S)-7-(3-(2-aminopropan-2-yl)pyrrolidin-1-yl)-9-cyclopropyl-6-fluoro-8-methoxyisothiazolo[5,4-b]quinoline-3,4(2H,9H)-dione;

(R)-7-(3-(2-aminopropan-2-yl)pyrrolidin-1-yl)-9-ethyl-6-fluoro-8-methoxyisothiazolo[5,4-b]quinoline-3,4(2H,9H)-dione;

(S)-7-(3-(2-aminopropan-2-yl)pyrrolidin-1-yl)-9-cyclopropyl-8-methoxyisothiazolo[5,4-b]quinoline-3,4(2H,9H)-dione;

9-ethyl-6-fluoro-8-methoxy-7-(piperazin-1-yl)isothiazolo[5,4-b]quinoline-3,4(2H,9H)-dione;

(S)-7-(3-(aminomethyl)pyrrolidin-1-yl)-9-cyclopropyl-6-fluoro-8-methoxyisothiazolo[5,4-b]quinoline-3,4(2H,9H)-dione;

(S)-7-(3-(aminomethyl)pyrrolidin-1-yl)-9-cyclopropyl-8-methoxyisothiazolo[5,4-b]quinoline-3,4(2H,9H)-dione;

7-(3-(aminomethyl)pyrrolidin-1-yl)-9-cyclopropyl-6-fluoro-8-methoxyisothiazolo[5,4-b]quinoline-3,4(2H,9H)-dione;

(R)-7-(3-(aminomethyl)pyrrolidin-1-yl)-9-cyclopropyl-6-fluoro-8-methoxyisothiazolo[5,4-b]quinoline-3,4(2H,9H)-dione;

- 9-cyclopropyl-6-fluoro-8-methoxy-7-((4aS,7aS)-octahydropyrrolo[3,4-b]pyridin-6-yl)isothiazolo[5,4-b]quinoline-3,4(2H,9H)-dione;
- 7-(3-(2-aminopropan-2-yl)-2,2,5,5-tetradeuterated-pyrrolidin-1-yl)-9-cyclopropyl-6-fluoro-8-methoxyisothiazolo[5,4-b]quinoline-3,4(2H,9H)-dione;
- 9-cyclopropyl-8-methoxy-7-(piperazin-1-yl)isothiazolo[5,4-b]quinoline-3,4(2H,9H)-dione;
- (R)-7-(3-(1-aminoethyl)pyrrolidin-1-yl)-9-cyclopropyl-6-fluoro-8-methoxyisothiazolo[5,4-b]quinoline-3,4(2H,9H)-dione;
- (R)-9-cyclopropyl-6-fluoro-8-methoxy-7-(3-(1-(methylamino)ethyl)pyrrolidin-1-yl)isothiazolo[5,4-b]quinoline-3,4(2H,9H)-dione;
- (R)-9-cyclopropyl-6-fluoro-8-methoxy-7-(3-(2-(methylamino)propan-2-yl)pyrrolidin-1-yl)isothiazolo[5,4-b]quinoline-3,4(2H,9H)-dione;
- (R)-9-cyclopropyl-7-(3-(1-(ethylamino)ethyl)pyrrolidin-1-yl)-6-fluoro-8-methoxyisothiazolo[5,4-b]quinoline-3,4(2H,9H)-dione;
- 9-cyclopropyl-8-methoxy-7-((4aR,7aR)-octahydropyrrolo[3,4-b]pyridin-6-yl)isothiazolo[5,4-b]quinoline-3,4(2H,9H)-dione;
- (R)-9-cyclopropyl-8-methoxy-7-(3-(2-(methylamino)propan-2-yl)pyrrolidin-1-yl)isothiazolo[5,4-b]quinoline-3,4(2H,9H)-dione;
- (R)-9-cyclopropyl-7-(3-(1-(dimethylamino)ethyl)pyrrolidin-1-yl)-6-fluoro-8-methoxyisothiazolo[5,4-b]quinoline-3,4(2H,9H)-dione;
- (R)-9-cyclopropyl-7-(3-(2-(dimethylamino)propan-2-yl)pyrrolidin-1-yl)-6-fluoro-8-methoxyisothiazolo[5,4-b]quinoline-3,4(2H,9H)-dione;
- (S)-9-cyclopropyl-7-(3-((dimethylamino)methyl)pyrrolidin-1-yl)-6-fluoro-8-methoxyisothiazolo[5,4-b]quinoline-3,4(2H,9H)-dione;
- (S)-9-cyclopropyl-6-fluoro-8-methoxy-7-(3-((methylamino)methyl)pyrrolidin-1-yl)isothiazolo[5,4-b]quinoline-3,4(2H,9H)-dione;
- (S)-9-cyclopropyl-7-(3-((cyclopropylamino)methyl)pyrrolidin-1-yl)-6-fluoro-8-methoxyisothiazolo[5,4-b]quinoline-3,4(2H,9H)-dione;
- (R)-9-cyclopropyl-7-(3-(2-(ethylamino)propan-2-yl)pyrrolidin-1-yl)-6-fluoro-8-methoxyisothiazolo[5,4-b]quinoline-3,4(2H,9H)-dione;

- (R)-7-(3-(aminomethyl)pyrrolidin-1-yl)-9-cyclopropyl-8-methoxyisothiazolo[5,4-b]quinoline-3,4(2H,9H)-dione;
- 9-cyclopropyl-6-fluoro-8-methoxy-7-((R)-3-((S)-1-(methylamino)propyl)pyrrolidin-1-yl)isothiazolo[5,4-b]quinoline-3,4(2H,9H)-dione;
- 9-cyclopropyl-6-fluoro-8-methoxy-7-((R)-3-((R)-1-(methylamino)propyl)pyrrolidin-1-yl)isothiazolo[5,4-b]quinoline-3,4(2H,9H)-dione;
- (R)-9-cyclopropyl-7-(3-(1-(cyclopropylamino)ethyl)pyrrolidin-1-yl)-6-fluoro-8-methoxyisothiazolo[5,4-b]quinoline-3,4(2H,9H)-dione;
- (S)-9-cyclopropyl-7-(3-(1-(cyclopropylamino)ethyl)pyrrolidin-1-yl)-6-fluoro-8-methoxyisothiazolo[5,4-b]quinoline-3,4(2H,9H)-dione;
- 7-(3-(aminomethyl)-4-methylpyrrolidin-1-yl)-9-cyclopropyl-6-fluoro-8-methoxyisothiazolo[5,4-b]quinoline-3,4(2H,9H)-dione;
- (R)-7-(3-aminopyrrolidin-1-yl)-9-cyclopropyl-6-fluoro-8-methoxyisothiazolo[5,4-b]quinoline-3,4(2H,9H)-dione;
- (R)-7-(3-aminopyrrolidin-1-yl)-9-cyclopropyl-8-methoxyisothiazolo[5,4-b]quinoline-3,4(2H,9H)-dione;
- (R)-9-cyclopropyl-6-fluoro-8-methoxy-7-(3-(methylamino)pyrrolidin-1-yl)isothiazolo[5,4-b]quinoline-3,4(2H,9H)-dione;
- (R)-9-cyclopropyl-8-methoxy-7-(3-(methylamino)pyrrolidin-1-yl)isothiazolo[5,4-b]quinoline-3,4(2H,9H)-dione;
- 1-(9-cyclopropyl-6-fluoro-8-methoxy-3,4-dioxo-2,3,4,9-tetrahydroisothiazolo[5,4-b]quinolin-7-yl)-4-methylpyrrolidine-3-carbonitrile;
- (S)-9-cyclopropyl-7-(3-((cyclopropylamino)methyl)pyrrolidin-1-yl)-8-methoxyisothiazolo[5,4-b]quinoline-3,4(2H,9H)-dione;
- (R)-7-(3-(1-aminoethyl)pyrrolidin-1-yl)-9-cyclopropyl-8-methoxyisothiazolo[5,4-b]quinoline-3,4(2H,9H)-dione;
- (R)-9-cyclopropyl-8-methoxy-7-(3-(1-(methylamino)ethyl)pyrrolidin-1-yl)isothiazolo[5,4-b]quinoline-3,4(2H,9H)-dione;

7-(3-(aminomethyl)azetidin-1-yl)-9-cyclopropyl-6-fluoro-8-methoxyisothiazolo[5,4-b]quinoline-3,4(2H,9H)-dione;

7-(3-aminoazetidin-1-yl)-9-cyclopropyl-6-fluoro-8-methoxyisothiazolo[5,4-b]quinoline-3,4(2H,9H)-dione;

9-cyclopropyl-7-(3-(ethylamino)azetidin-1-yl)-6-fluoro-8-methoxyisothiazolo[5,4-b]quinoline-3,4(2H,9H)-dione;

9-cyclopropyl-6-fluoro-8-methoxy-7-((R)-3-((R)-1-(methylamino)ethyl)pyrrolidin-1-yl)isothiazolo[5,4-b]quinoline-3,4(2H,9H)-dione;

9-cyclopropyl-6-fluoro-8-methoxy-7-((R)-3-((S)-1-(methylamino)ethyl)pyrrolidin-1-yl)isothiazolo[5,4-b]quinoline-3,4(2H,9H)-dione;

7-(3-amino-3-(hydroxymethyl)pyrrolidin-1-yl)-9-cyclopropyl-6-fluoro-8-methoxyisothiazolo[5,4-b]quinoline-3,4(2H,9H)-dione;

7-((R)-3-((R)-1-aminoethyl)pyrrolidin-1-yl)-9-cyclopropyl-8-methoxyisothiazolo[5,4-b]quinoline-3,4(2H,9H)-dione;

7-((R)-3-((S)-1-aminoethyl)pyrrolidin-1-yl)-9-cyclopropyl-8-methoxyisothiazolo[5,4-b]quinoline-3,4(2H,9H)-dione;

(R)-9-cyclopropyl-6-fluoro-7-(3-(1-(isopropylamino)ethyl)pyrrolidin-1-yl)-8-methoxyisothiazolo[5,4-b]quinoline-3,4(2H,9H)-dione; or

(R)-7-(3-(1-(cyclopentylamino)ethyl)pyrrolidin-1-yl)-9-cyclopropyl-6-fluoro-8-methoxyisothiazolo[5,4-b]quinoline-3,4(2H,9H)-dione.

25. A pharmaceutical composition comprising a compound or salt of Claim 1, together with a pharmaceutically acceptable carrier, diluent, or excipient.

26. A pharmaceutical composition of Claim 25, wherein the composition is formulated as an injectable fluid, an aerosol, a cream, a gel, a pill, a capsule, a tablet, a syrup, a transdermal patch, or an ophthalmic solution.

27. A package comprising the pharmaceutical composition of Claim 25 in a container and further comprising instructions for using the composition to treat a patient suffering from a microorganism infection.

28. A package of Claim 27 wherein the instructions are instructions for using the composition to treat a patient suffering from a bacterial infection

29. A method for treating or preventing a bacterial or protozoal infection comprising administering to a patient in need thereof a therapeutically effective amount of a compound or salt of Claim 1.

30. The method of Claim 29, wherein the infection is an *S. Aureus* infection and the patient is a human patient.

INTERNATIONAL SEARCH REPORT

International application No
PCT/US2006/029302

A. CLASSIFICATION OF SUBJECT MATTER
INV. C07D513/04 A61K31/4365 A61P33/00

According to International Patent Classification (IPC) or to both national classification and IPC

B. FIELDS SEARCHED

Minimum documentation searched (classification system followed by classification symbols)
C07D A61K A61P

Documentation searched other than minimum documentation to the extent that such documents are included in the fields searched

Electronic data base consulted during the international search (name of data base and, where practical, search terms used)

EPO-Internal, WPI Data, BEILSTEIN Data, CHEM ABS Data

C. DOCUMENTS CONSIDERED TO BE RELEVANT

Category*	Citation of document, with indication, where appropriate, of the relevant passages	Relevant to claim No.
A	WO 95/29894 A (PROCTER & GAMBLE [US]) 9 November 1995 (1995-11-09) page 3, line 18 - page 5, line 5 page 50 claims 1,4,5,11	1-30
A	WO 02/48138 A (PROCTER & GAMBLE [US]) 20 June 2002 (2002-06-20) sentences 7,8 page 3, line 20 - page 5, line 6 Formula (D) page 26 page 27; table d page 59 - page 60; examples 10-12 claims 1,9,10	1-30

☐ Further documents are listed in the continuation of Box C.

☒ See patent family annex.

* Special categories of cited documents :

"A" document defining the general state of the art which is not considered to be of particular relevance
"E" earlier document but published on or after the international filing date
"L" document which may throw doubts on priority claim(s) or which is cited to establish the publication date of another citation or other special reason (as specified)
"O" document referring to an oral disclosure, use, exhibition or other means
"P" document published prior to the international filing date but later than the priority date claimed

"T" later document published after the international filing date or priority date and not in conflict with the application but cited to understand the principle or theory underlying the invention
"X" document of particular relevance; the claimed invention cannot be considered novel or cannot be considered to involve an inventive step when the document is taken alone
"Y" document of particular relevance; the claimed invention cannot be considered to involve an inventive step when the document is combined with one or more other such documents, such combination being obvious to a person skilled in the art.
"&" document member of the same patent family

Date of the actual completion of the international search

26 October 2006

Date of mailing of the international search report

15/11/2006

Name and mailing address of the ISA/
European Patent Office, P.B. 5818 Patentlaan 2
NL - 2280 HV Rijswijk
Tel. (+31-70) 340-2040, Tx. 31 651 epo nl,
Fax: (+31-70) 340-3016

Authorized officer

Marzi, Elena

INTERNATIONAL SEARCH REPORT

International application No.
PCT/US2006/029302

Box II Observations where certain claims were found unsearchable (Continuation of item 2 of first sheet)

This International Search Report has not been established in respect of certain claims under Article 17(2)(a) for the following reasons:

1. ☒ Claims Nos.: —
because they relate to subject matter not required to be searched by this Authority, namely:
Although claims 29–30 are directed to a method of treatment of the human/animal body, the search has been carried out and based on the alleged effects of the compound/composition.
2. ☐ Claims Nos.:
because they relate to parts of the International Application that do not comply with the prescribed requirements to such an extent that no meaningful International Search can be carried out, specifically:
3. ☐ Claims Nos.:
because they are dependent claims and are not drafted in accordance with the second and third sentences of Rule 6.4(a).

Box III Observations where unity of invention is lacking (Continuation of item 3 of first sheet)

This International Searching Authority found multiple inventions in this international application, as follows:

1. ☐ As all required additional search fees were timely paid by the applicant, this International Search Report covers all searchable claims.
2. ☐ As all searchable claims could be searched without effort justifying an additional fee, this Authority did not invite payment of any additional fee.
3. ☐ As only some of the required additional search fees were timely paid by the applicant, this International Search Report covers only those claims for which fees were paid, specifically claims Nos.:
4. ☐ No required additional search fees were timely paid by the applicant. Consequently, this International Search Report is restricted to the invention first mentioned in the claims; it is covered by claims Nos.:

Remark on Protest

- ☐ The additional search fees were accompanied by the applicant's protest.
- ☐ No protest accompanied the payment of additional search fees.

INTERNATIONAL SEARCH REPORT

Information on patent family members

International application No

PCT/US2006/029302

Patent document cited in search report		Publication date	Patent family member(s)		Publication date
WO 9529894	A	09-11-1995	AU	2246695 A	29-11-1995
			BR	9507553 A	05-08-1997
			CA	2188918 A1	09-11-1995
			CN	1157611 A	20-08-1997
			EP	0757675 A1	12-02-1997
			FI	964318 A	23-12-1996
			JP	9512549 T	16-12-1997
			KR	244992 B1	02-03-2000
			NO	964533 A	23-12-1996
WO 0248138	A	20-06-2002	AT	304539 T	15-09-2005
			AU	3089102 A	24-06-2002
			BR	0116217 A	30-12-2003
			CA	2429951 A1	20-06-2002
			DE	60113450 D1	20-10-2005
			DE	60113450 T2	13-07-2006
			DK	1341781 T3	05-12-2005
			EP	1341781 A1	10-09-2003
			ES	2249489 T3	01-04-2006
			HU	0303410 A2	28-01-2004
			JP	2004515548 T	27-05-2004
			NO	20032665 A	07-08-2003
			NZ	525571 A	24-09-2004
			PL	363323 A1	15-11-2004