

(19)



(11)

**EP 1 994 920 A1**

(12)

**EUROPEAN PATENT APPLICATION**

(43) Date of publication:  
**26.11.2008 Bulletin 2008/48**

(51) Int Cl.:  
**A61H 19/00 (2006.01)**

(21) Application number: **07108815.7**

(22) Date of filing: **24.05.2007**

(84) Designated Contracting States:  
**AT BE BG CH CY CZ DE DK EE ES FI FR GB GR  
 HU IE IS IT LI LT LU LV MC MT NL PL PT RO SE  
 SI SK TR**  
 Designated Extension States:  
**AL BA HR MK RS**

(72) Inventor: **Nan, Siu Man**  
**c/o Nanma Manufacturing Co.,Ltd**  
**Unit 1-3, 2/FI.**  
**Chai Wan**  
**Hong Kong (CN)**

(71) Applicant: **Nanma Manufacturing Co., Ltd.**  
**60 Wing Tai Road**  
**Hong Kong Chai Wan (CN)**

(74) Representative: **Gille Hrabal Struck Neidlein Prop**  
**Roos**  
**Patentanwälte**  
**Brucknerstrasse 20**  
**40593 Düsseldorf (DE)**

(54) **Sexual assistance apparatus**

(57) According to the present invention there is provided a mannequin that is made to copy the human body. There are artificial organs each having an orifice mounted on the mannequin body. The organs are in the form of vagina (6,7) and/or anus (8,9) which is mounted in the

area of the crotch. In one embodiment, the organs of vagina and anus are preferably combined as one unit (4) which is made of resilient material and in a tubular form with openings at two ends for accepting human male sexual organs, thus making manufacturing and handling more convenient.

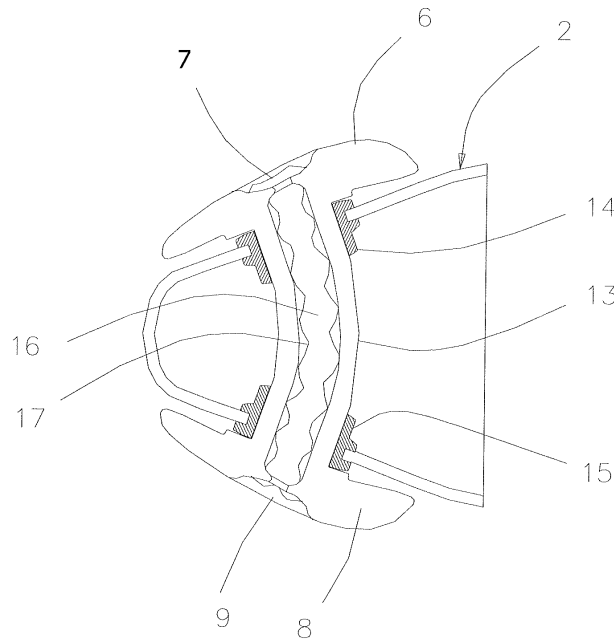


FIG. 4

**EP 1 994 920 A1**

## Description

**[0001]** The present invention relates generally to a sexual assistance or marital aid apparatus and more particularly to a mannequin having look-like and feel-like orifice organs of the human form.

**[0002]** There have been many sexual assistance or marital aid apparatus according to the prior art. One example thereof are mannequins for the sexual aids purpose, commonly known as "sex dolls" with an intention to simulate human body functions for the sex pleasure application or other purposes. The existing mannequins for conveying the idea have artificial organs located in the crotch of the torso. Thereby it is one objective that the mannequin is made in a form of human body which has sexual organs with the appearance and the tactile feeling close to those of the real human body. To achieve this realism, the parts of the main body and those artificial organs of the mannequin should have different elasticity and tactile feels, and this requires to use different materials for the body or torso and the organs,

**[0003]** Some of the prior art mannequins have therefore constructed their torso in a form having an outer shell and an internal inflatable chamber, such that the outer shell will have some stiffness. With this stiffer outer shell arrangement, there is a reliability problem for directly mounting the artificial organ unit which is made of much softer material on to a stiffer torso. Further ideally, it is expected to allow the artificial organs being easily cleansed for the hygiene purpose.

**[0004]** It is the objective of the present invention to provide an improved mannequin and artificial organ unit.

**[0005]** The above mentioned objectives can be achieved by a mannequin and an artificial organ unit with the features according to the independent claims. Advantageous embodiments of the invention are subject matter of the dependent claims.

**[0006]** According to the present invention there is provided a mannequin that is made to copy the human body. The mannequin body is constructed generally in a flexible and elastic structure and is inflated into the shape when it is in use. In a preferred embodiment, the mannequin can be of a human female form. There are artificial organs each having an orifice mounted on the mannequin body. The organs are in the form of vagina and/or anus which is mounted in the area of the crotch. In one embodiment, the organs of vagina and anus are preferably combined as one unit which is made of resilient material and in a tubular form with openings at two ends for accepting human male sexual organs, thus making manufacturing and handling more convenient, One end of the tubular organ has a vagina appearance of the human female, and the other end is made with a human anus appearance. The tubular organ has central passage connected to the two openings which can provide a human orifice feel to the human male organ penetrated in. At each end of the tubular organ and on the exterior surface of the tubular portion there is an annular ring with certain rigidity for sup-

porting and locating the organ on to the shell of the torso. It has to be noted that anus and vagina may also be formed independently.

**[0007]** The mannequin/organ comprises the following features which alone and/or in combination provide the following advantageous effects:

The mannequin according to the invention is constructed in a human female form which has artificial organs in the form of a vagina and anus. The artificial organs are attached to the crotch area of the torso. Different materials are used to make the torso and the organ, such that they provide characteristics more close to the human functions for a man. Thus there is provided a mannequin with characteristics more close to the human functions to a human male who has sexual intercourse needs in a situation without sex partners.

**[0008]** Different materials with different stiffness and surface textures are used to make the mannequin torso and the organs providing a better sexual partnership simulation to the user. The torso is stiffer than the resilient artificial organ and optionally the resilient mounting rings for mounting the organ to the torso are stiffer than the resilient organ, but softer than the torso in the area for mounting the artificial organ. The look-like and feel-like orifice organs are thereby closer to the human form. The mannequin and the artificial sexual organs provide an increased realism of the human body, that the organs have the appearance and the tactile feeling closer to those of the real female human body.

**[0009]** The artificial organ is made of a very soft resilient material, The rings for mounting the organ to the torso are also made of a soft resilient material but have a higher stiffness than that of the artificial organ. The rings can optionally be attached to the artificial organ by an adhesive means making easier the mounting of the organ unit, As the rings are of elastic material they can be snap fitted onto the holes on the torso, As the rings can be squeezed inwardly, they then can be removed from the holes in the torso, The prior art sexual dolls didn't have the rings and use adhesive for attaching the artificial organ onto the torso surface. The mounting of old known products influences badly the tactile feeling. Thus, the present invention provides a mannequin with artificial organs for providing sexual partnership simulation to the user, whereby the organs are securely mounted on to the mannequin.

**[0010]** The rigid mounting ring can be squeezed inwardly to make it detached from the holes in the torso. Thereby is provided a mannequin with artificial organs for providing sexual partnership simulation to the user whereby the organs can be more effectively cleansed. Moreover the combination of the very soft resilient organ with the resilient but relatively stiffer mounting ring enables that the organs are securely mounted to the torso and supported by a set of mounting rings whereby the

tactile feeling remains satisfactory.

[0011] When the rings are bonded to the organ by adhesive means, the rings will be detached from the torso together with the artificial organ. Organ and mounting rings will be removed from the torso together without requiring additional work. Once the artificial organ is removed the mannequin, it will be easy to be cleansed.

[0012] The torso shell is made of resilient material and defines a chamber accommodating an inflatable tube with an air-nozzle. Therefore, when the mannequin is not in use, the tube may be deflated causing the whole mannequin being deflated. Thereby the mannequin which provides sexual partnership simulation to the user allows an application closer to the natural way of intercourse action, whereas it can be readily portable and easily stored when it is not in use.

[0013] When the artificial organ unit with the anus and vagina portions combined by a tubular passage is made of one resilient material, easier and cheaper manufacturing is possible.

[0014] A preferred embodiment of the present invention is presented, by way of example only, with reference to the accompanying drawings, in which:

- FIG. 1** shows a perspective-type view of the mannequin with one leg removed from the torso of the present invention;
- FIG. 2** shows a perspective-type view of the mannequin of FIG. 1 with the internal inflatable tube removed from the torso chamber;
- FIG. 3** shows perspective-type views of the artificial organ viewed from different angles; and
- FIG. 4** shows partial cross-sectional view of the crotch portion of the mannequin of FIG. 1 showing an arrangement of mounting the artificial organ on to the torso.

[0015] Referring to **FIG. 1**, in one preferred embodiment of the present invention, a mannequin of a human female form **1** comprises a torso **2** made of elastic material and in a hollow form, a crotch area **3** mounted with an artificial organ unit **4** made of resilient material having the exterior appearance of its one end copying the human vagina **6** with an opening **7** and that of the other end copying the human anus **8** with an opening **9**, a vibration unit **10** wrapped on the tubular portion of the organ unit **4**, an inflatable tube **11** with an air-nozzle **12** stuffed inside the chamber being defined by the torso **2**, and legs **18** connected to the torso at two sides of the crotch area.

[0016] Referring to **FIG. 2**, the internal inflatable tube **11** is removed from the chamber of torso **2**, such that the mounting arrangement for connecting organ **4** to the torso shell can be viewed through the hole at the crotch for mounting the leg. The organ **4** has a tubular sleeve **13** made to connect the vagina **6** and the anus **8**. At one end and exterior surface of the sleeve **13** there is a rigid mounting ring **14** for locating the vagina to the torso shell. At the other end and exterior surface of the sleeve **13**

there is another rigid ring **15** for locating the anus to the torso shell.

[0017] Referring to **FIG. 3**, the artificial organ **4** is an unitary component and presents both characteristics of the vagina and the anus consisted of three portions, namely vagina **6** with an opening **7**, anus **8** with an opening **9** and tubular sleeve **13**. The rings **14** and **15** are bonded to the sleeve **13** by adhesive means. When the rings are detached from the torso the artificial organ will be removed from the torso as well. Once the artificial organ is removed from the mannequin, it will be easy for cleaning.

[0018] Now, referring to **Fig. 4**, the organ **4** has a central passage **16** with two openings **7** and **9** respectively located at the vagina **6** and the anus **8**. Annular ring **14** with its centre hole holding the sleeve **13** at the end with the vagina is mounted on the upper side of the crotch of the torso **2**; whereas the annular ring **15** with its centre hole holding the sleeve **13** at the end with the anus is mounted on the lower side of the crotch of the torso **2**. There is a plurality of protrusions **17** on the surface of the centre passage **16** for enhancing the tactile feeling to the object penetrated. The artificial organ **6/7/8/9/13** is made of a very soft resilient material. The rings **14** and **15** are also made of resilient material but have a higher stiffness than that of the artificial organ. The rings can be attached to the artificial organ by an adhesive means. As the rings are of elastic they can be snap fitted onto the holes on the torso **2**. And the rings can be squeezed inwardly and then be removed from the holes on the torso. The prior arts didn't have the rings as this invention suggested, they might just use adhesive for attaching the artificial organ onto the torso surface.

### Claims

- Sexual assistance or marital aid apparatus (1) simulating the look-like and feel-like of orifice organs of the human, comprising a soft resilient artificial organ unit (4) being formed so that the apparatus can be mounted to a body torso (2),  
**characterized in that**
  - the apparatus comprises a resilient mounting device (14,15) which holds the artificial orifice organ unit (4), whereby the mounting device is formed so that the apparatus can be mounted to a body torso (2), and
  - whereby the mounting device (14,15) is more rigid than the orifice organ (4).
- Apparatus (1) according to the preamble of claim 1, whereby the artificial orifice organ unit (4) comprises an artificial vagina (6) and an artificial anus (8) being combined into one tubular artificial organ unit (4) with openings (7,9) at two ends for accepting human male sexual organs, preferably being connected by a tu-

bular sleeve (13),

3. Apparatus according to claim 1, wherein the artificial organ unit (4) has the appearance of a human mouth, a female vagina and/or a human anus. 5
  
4. Apparatus according to any of the preceding claims, whereby the artificial orifice organ unit (4) comprises an artificial vagina (6) and an artificial anus (8) being combined into one tubular artificial organ unit (4) with openings (7,9) at two ends for accepting human male sexual organs, preferably being connected by a tubular sleeve (13). 10
  
5. Apparatus according to any of the preceding claims, whereby the tubular sleeve (13) comprises a tubular passage (16) comprising protrusions (17) on the inner surface of the passage for enhancing the tactile feeling to the object penetrated. 15
  
6. Apparatus according to any of the preceding claims, whereby the artificial organ unit (4) is made of a resilient material, and/or is connected with a vibrator unit (10). 20
  
7. Apparatus according to any of the preceding claims, whereby the mounting device (14,15) is bonded by adhesive means to the artificial organ unit (4) and/or has the shape of a ring. 25
  
8. Apparatus according to any of the preceding claims, whereby the apparatus comprises an artificial mannequin torso (2) copying the human body or a part thereof, wherein the mannequin torso is constructed generally in a flexible and elastic structure and can be inflated into the shape when it is in use, whereby the mannequin torso comprises openings in the area (3) of the crotch suitable for mounting detachable the mounting device (14, 15) together with the artificial organ unit (4). 30
  
9. Apparatus according to any of the preceding claims, whereby the mounting device (14,15) is formed so that it can be snap fitted into holes on a torso (2) and can be squeezed inwardly and then be removed from the holes on the torso. 35
  
10. Apparatus according to any of the preceding claims, whereby the mounting device (14, 15) is provided at each end of the tubular sleeve (13) and on the exterior surface of the tubular sleeve supporting and locating the artificial organ unit (4) on to the shell of the torso. 40

45

50

55

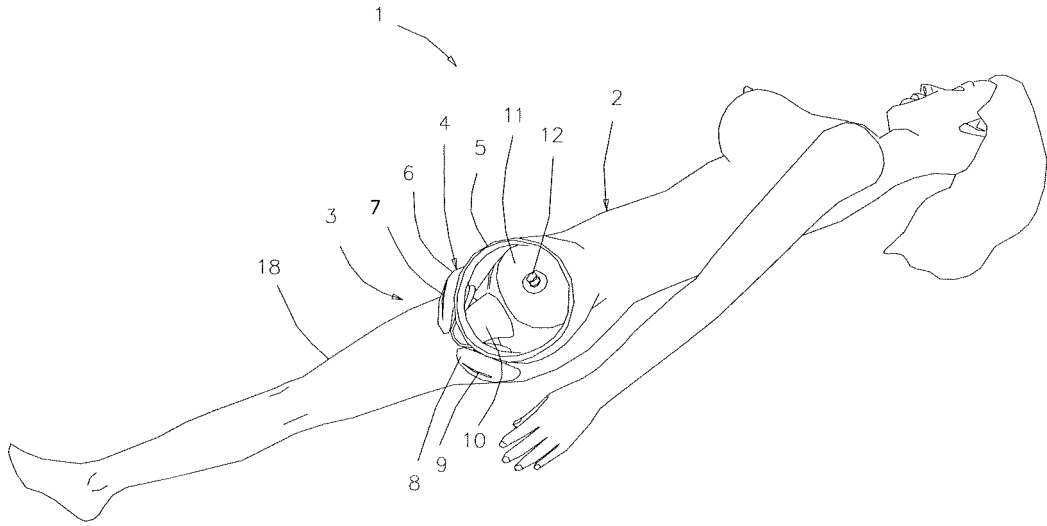


FIG. 1

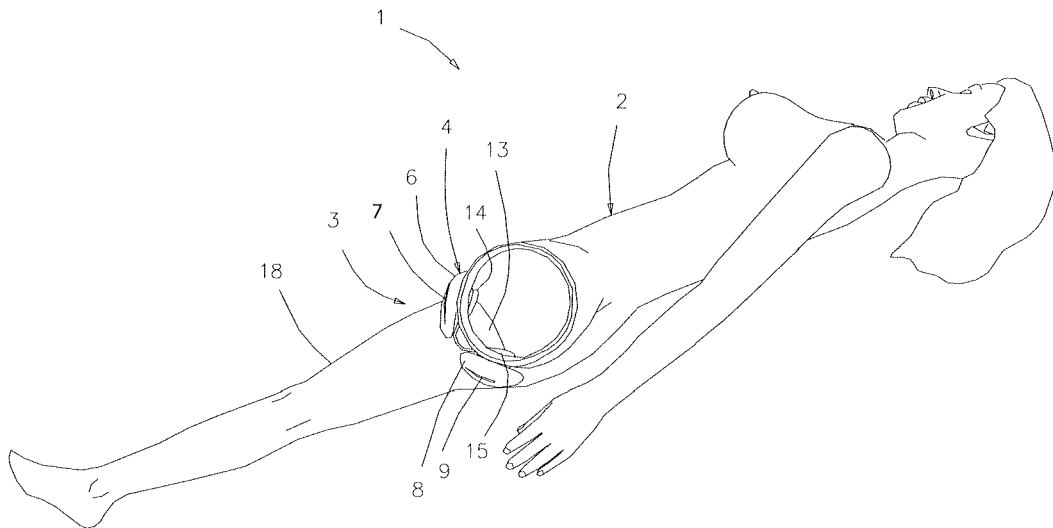


FIG. 2

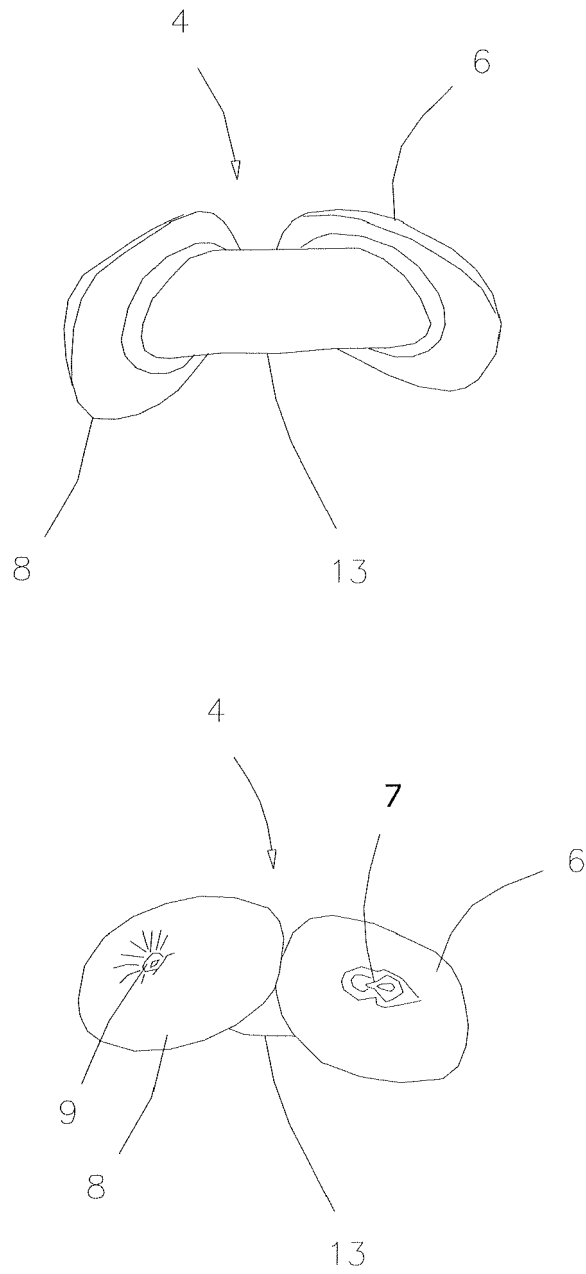


FIG. 3

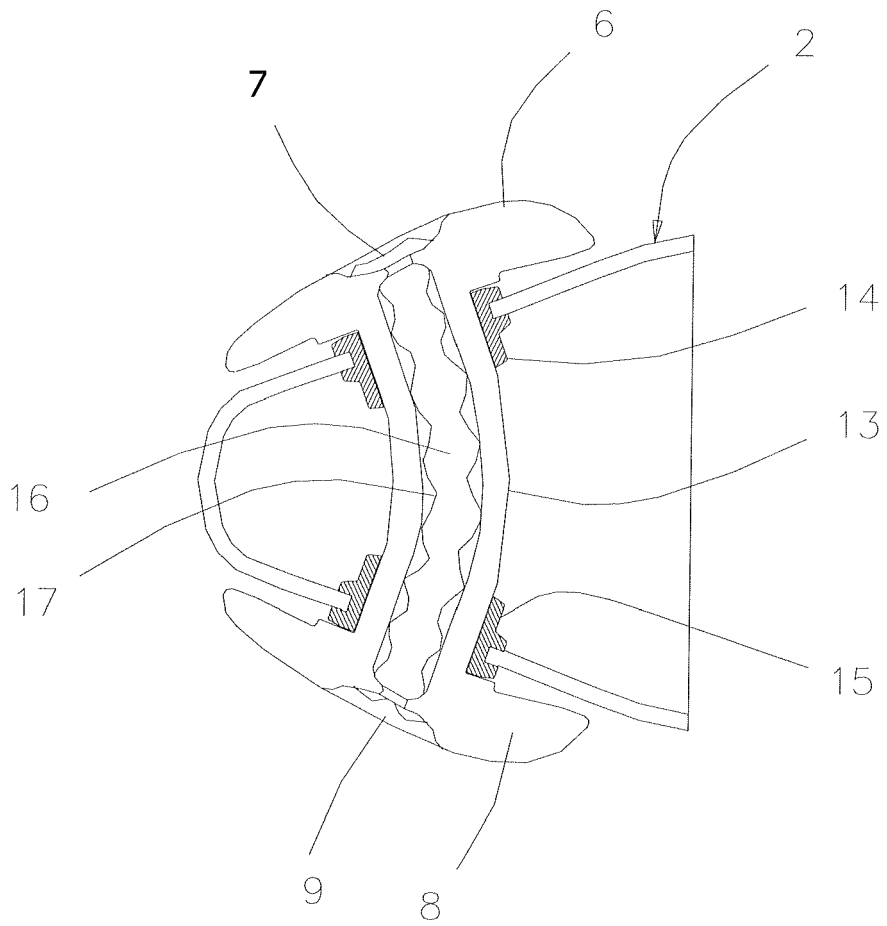


FIG. 4



DOCUMENTS CONSIDERED TO BE RELEVANT			
Category	Citation of document with indication, where appropriate, of relevant passages	Relevant to claim	CLASSIFICATION OF THE APPLICATION (IPC)
X	US 2006/264856 A1 (WONG KEN E [US]) 23 November 2006 (2006-11-23) * paragraphs [0035] - [0037], [0041], [0042]; figure 4 *	1,3,6-9	INV. A61H19/00
X	US 5 466 235 A (SHUBIN SR STEVEN A [US]) 14 November 1995 (1995-11-14) * column 3, line 32 - column 4, line 3; figures 5-9 *	1,3,6,8	
X	US 5 620 429 A (AL-SALEH ABDUL A A [SA]) 15 April 1997 (1997-04-15) * column 1, line 54 - column 2, line 8 * * column 2, line 66 - column 3, line 15 * * column 3, lines 63-67; figure 12 *	2,4-7,10	
X	JP 2001 321412 A (OKAMOTO EIICHI) 20 November 2001 (2001-11-20) * paragraphs [0002], [0003], [0017] - [0020]; figures 3,4 *	2,4-7,10	
A	US 7 186 212 B1 (MCMULLEN MATTHEW [US]) 6 March 2007 (2007-03-06) * the whole document *	1-10	
E	CN 200 960 269 Y (GUANGBAO SHUNJING SOFT RUBBER [CN]) 17 October 2007 (2007-10-17) * the whole document *	1-10	TECHNICAL FIELDS SEARCHED (IPC) A61H A63H A61D A61B A61F G09B
The present search report has been drawn up for all claims			
Place of search Munich		Date of completion of the search 19 March 2008	Examiner Fischer, Elmar
CATEGORY OF CITED DOCUMENTS X : particularly relevant if taken alone Y : particularly relevant if combined with another document of the same category A : technological background O : non-written disclosure P : intermediate document		T : theory or principle underlying the invention E : earlier patent document, but published on, or after the filing date D : document cited in the application L : document cited for other reasons & : member of the same patent family, corresponding document	

3

EPO FORM 1503 03/82 (P04/C01)

**CLAIMS INCURRING FEES**

The present European patent application comprised at the time of filing more than ten claims.

- Only part of the claims have been paid within the prescribed time limit. The present European search report has been drawn up for the first ten claims and for those claims for which claims fees have been paid, namely claim(s):
- No claims fees have been paid within the prescribed time limit. The present European search report has been drawn up for the first ten claims.

**LACK OF UNITY OF INVENTION**

The Search Division considers that the present European patent application does not comply with the requirements of unity of invention and relates to several inventions or groups of inventions, namely:

see sheet B

- All further search fees have been paid within the fixed time limit. The present European search report has been drawn up for all claims.
- As all searchable claims could be searched without effort justifying an additional fee, the Search Division did not invite payment of any additional fee.
- Only part of the further search fees have been paid within the fixed time limit. The present European search report has been drawn up for those parts of the European patent application which relate to the inventions in respect of which search fees have been paid, namely claims:
- None of the further search fees have been paid within the fixed time limit. The present European search report has been drawn up for those parts of the European patent application which relate to the invention first mentioned in the claims, namely claims:
- The present supplementary European search report has been drawn up for those parts of the European patent application which relate to the invention first mentioned in the claims (Rule 164 (1) EPC).



The Search Division considers that the present European patent application does not comply with the requirements of unity of invention and relates to several inventions or groups of inventions, namely:

1. claims: 1, 3, 6-9 (part)

Sexual assistance apparatus comprising an artificial organ unit that can be mounted to a body torso and a mounting device which holds unit.

---

2. claims: 2, 4, 5, 6-9 (part), 10

Sexual assistance apparatus comprising an artificial organ unit including an artificial vagina and an artificial anus being combined into one tubular artificial organ unit with openings at two ends.

---

**ANNEX TO THE EUROPEAN SEARCH REPORT  
ON EUROPEAN PATENT APPLICATION NO.**

EP 07 10 8815

This annex lists the patent family members relating to the patent documents cited in the above-mentioned European search report. The members are as contained in the European Patent Office EDP file on The European Patent Office is in no way liable for these particulars which are merely given for the purpose of information.

19-03-2008

Patent document cited in search report		Publication date	Patent family member(s)	Publication date
US 2006264856	A1	23-11-2006	NONE	
US 5466235	A	14-11-1995	AU 2394295 A WO 9629960 A1	16-10-1996 03-10-1996
US 5620429	A	15-04-1997	NONE	
JP 2001321412	A	20-11-2001	NONE	
US 7186212	B1	06-03-2007	NONE	
CN 200960269	Y	17-10-2007	NONE	