

United States Patent [19]

Ma

[11] Patent Number: Des. 322,105

[45] Date of Patent: ** Dec. 3, 1991

[54] BALL

[75] Inventor: Hansan Ma, Cape Elizabeth, Me.

[73] Assignee: Tonka Corporation, Minnetonka, Minn.

[**] Term: 14 Years

[21] Appl. No.: 376,358

[22] Filed: Jul. 6, 1989

[52] U.S. Cl. D21/205

[58] Field of Search D21/204, 205; 273/26 R, 273/58 K, 58 R, 65 R, 65 EE, 65 EG

3,416,800	12/1968	Randall	273/106
3,604,352	9/1971	Bench	102/4
3,930,650	1/1977	Watson	273/106
4,003,573	1/1977	Craig, Jr.	273/58
4,128,238	12/1978	Newcomb et al.	273/26
4,184,682	1/1980	Collins et al.	
4,286,783	9/1981	Newcomb et al.	273/26
4,772,020	9/1988	Martin	273/65

Primary Examiner—Melvin B. Feifer
 Attorney, Agent, or Firm—Fish & Richardson

[56] References Cited

U.S. PATENT DOCUMENTS


D. 91,919	4/1934	Burbank	D21/205
D. 294,844	3/1988	Winter	D21/204
414,748	11/1889	Bentley	D21/204
1,873,221	8/1932	Senn	
2,521,703	9/1950	Emmitt	273/58
2,776,139	1/1957	Blamey, Jr. et al.	273/60
3,099,450	7/1963	Randall	273/106

[57] CLAIM

The ornamental design for a ball, as shown.

DESCRIPTION

FIG. 1 is a perspective view of a ball showing my new design;
 FIG. 2 is a top plan view thereof;
 FIG. 3 is a bottom plan view thereof;
 FIG. 4 is a front elevation view thereof;
 FIG. 5 is a rear elevation view thereof;
 FIG. 6 is a side elevation view thereof; and
 FIG. 7 is the opposite side elevation view.






Fig. 1




Fig. 2




Fig. 3




Fig. 4




Fig. 5




Fig. 6




Fig. 7