US00D332048S

United States Patent [19]

Pennell

[11] Patent Number: Des. 332,048

[45] Date of Patent: ** Dec. 29, 1992

[54] CONTAINER FOR A COMPACT DISC

[75] Inventor: **Jack F. Pennell**, West Midlands,, England

[73] Assignee: **Ryford Limited**, England

[**] Term: **14 Years**

[21] Appl. No.: **515,260**

[22] Filed: **Apr. 27, 1990**

[30] **Foreign Application Priority Data**

Oct. 27, 1989 [GB] United Kingdom 2002003

[52] **U.S. Cl.** **D9/423**

[58] **Field of Search** D9/420-423, D9/341, 432; 229/307-313, 444, 387, 472, 486; D3/35

[56] **References Cited**

U.S. PATENT DOCUMENTS

D. 285,503	9/1986	Weiner	D3/35
D. 304,880	12/1989	Philosophe	D3/35
4,084,690	4/1978	Pulse	206/444 X
4,669,078	5/1987	Ogusu	206/444 X
4,694,448	9/1987	Tamaru et al.	206/312 X
4,793,480	12/1988	Gelardi et al.	206/444 X
4,903,829	2/1990	Clemens	206/310

Primary Examiner—Bernard Ansher
Assistant Examiner—Prabhakar Deshmukh
Attorney, Agent, or Firm—Kirschstein, Ottinger, Isreal & Schiffmiller

[57] **CLAIM**

The ornamental design for a container for a compact disc, as shown and described.

DESCRIPTION

FIG. **1** is a perspective view of a container for a compact disc showing my new design in open position;
FIG. **2** is a top plan view thereof in a closed position;
FIG. **3** is a front elevational view of FIG. **2**;
FIG. **4** is a rear elevational view of FIG. **2**;
FIG. **5** is a sectional elevational view thereof taken along line **5**—**5** of FIG. **2**; and,
FIG. **6** is a bottom plan view of FIG. **1**.



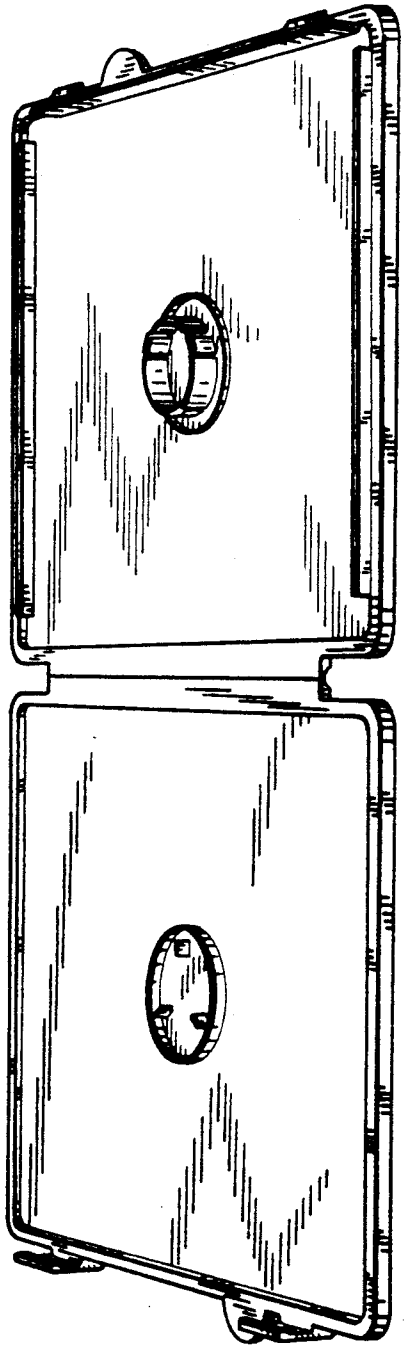

FIG. 1.

FIG. 2.

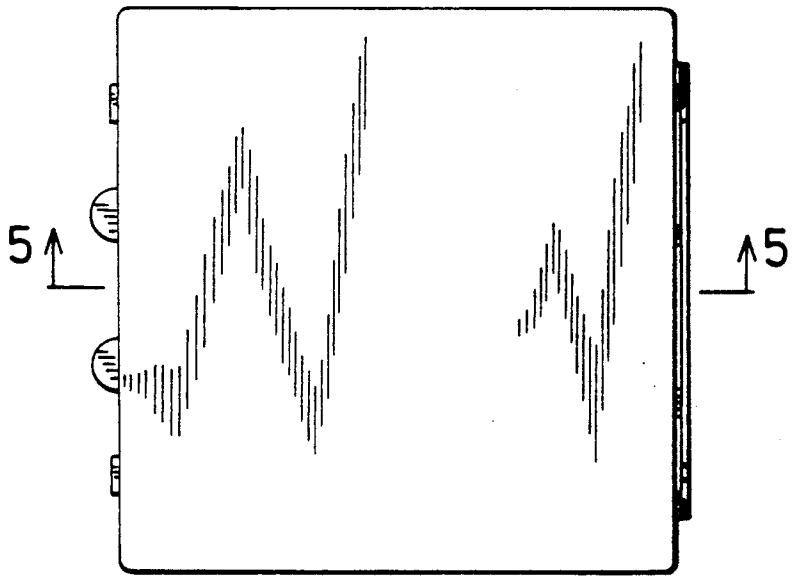

FIG. 3

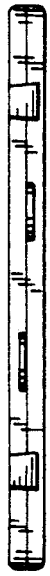

FIG. 4.



FIG. 5.

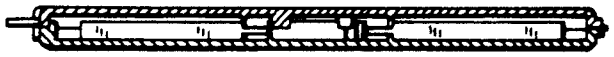

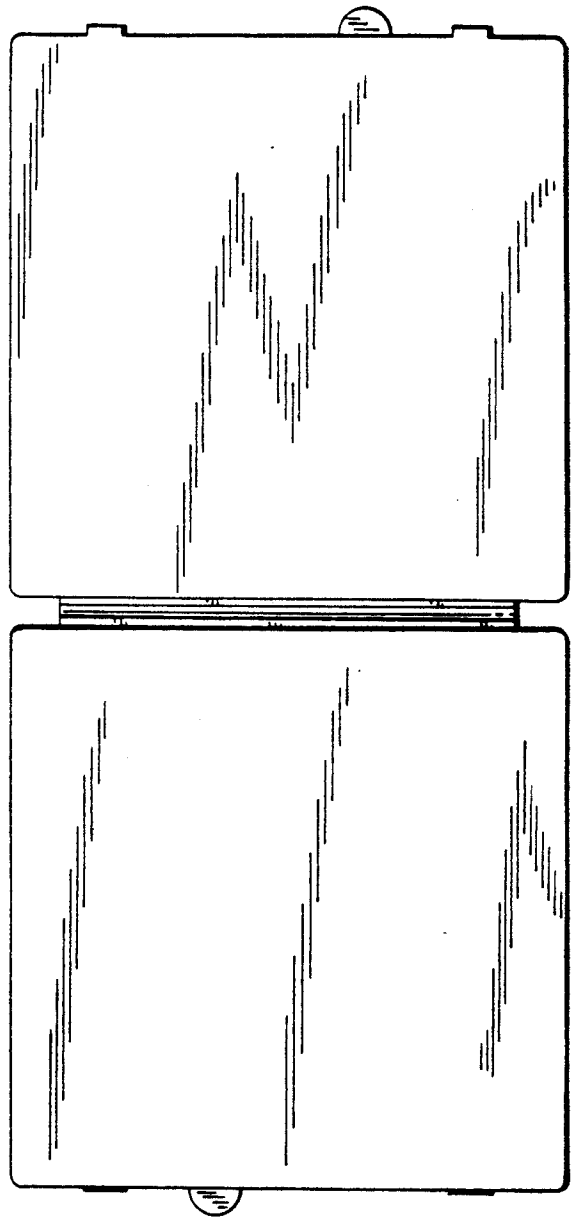

FIG. 6.