United States Patent [19]

Brion

[11] **Patent Number: Des. 293,108**

[45] **Date of Patent: ** Dec. 8, 1987**

[54] **COLOR TELEVISION SET**

[75] Inventor: **Ennio Brion**, Milan, Italy

[73] Assignee: **Brionvega S.p.A.**, Milan, Italy

[**] Term: **14 Years**

[21] Appl. No.: **659,098**

[22] Filed: **Oct. 9, 1984**

[30] **Foreign Application Priority Data**

Jul. 12, 1984 [IT] Italy ..... 22559/84[U]

[52] **U.S. Cl.** **D14/81;** D14/80; D14/77

[58] **Field of Search** D14/1, 77, 79, 80, 81, D14/82, 83, 84, 99; 358/237, 254, 255; 312/7.2

[56] **References Cited**

U.S. PATENT DOCUMENTS

D. 228,254	8/1973	Ando	D14/80
D. 230,026	1/1974	Sims	D14/80
D. 231,856	6/1974	Rozman	D14/80
D. 265,825	8/1982	Brion	D14/81
3,794,399	2/1974	Conner et al.	312/7.2

OTHER PUBLICATIONS

W. Bell & Co., 1980 Catalog, p. 294, Item B.
Best Products Catalog, 1983/84, p. 376, Item 6.

Primary Examiner—Bernard Ansher
Assistant Examiner—Theodore M. Shooman
Attorney, Agent, or Firm—Amster, Rothstein & Ebenstein

[57] **CLAIM**

The ornamental design for a color television set, as shown and described.

DESCRIPTION

FIG. **1** is a bottom plan view of a color television set showing my new design;
FIG. **2** is a top plan view thereof;
FIG. **3** is a front elevational view thereof;
FIG. **4** is a rear elevational view thereof;
FIG. **5** is a left side elevational view thereof; and
FIG. **6** is a right side elevational view thereof.

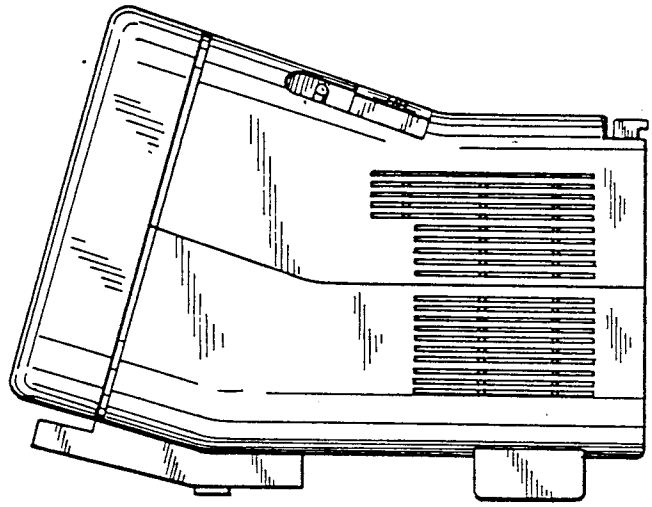

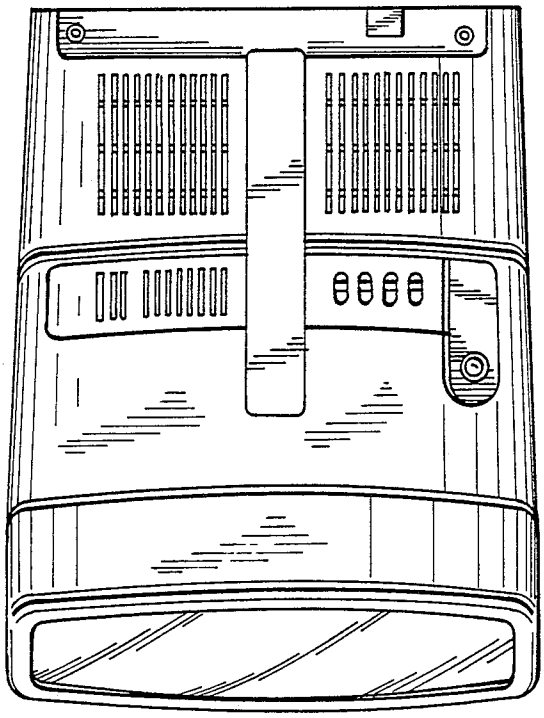

FIG. 2

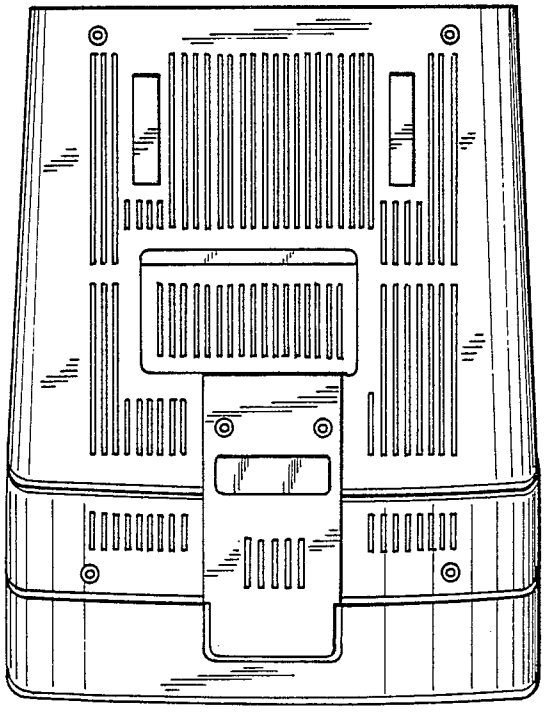

FIG. 1

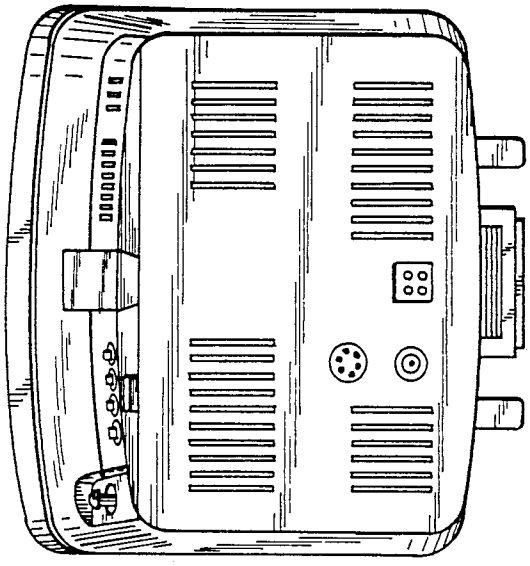

FIG. 4

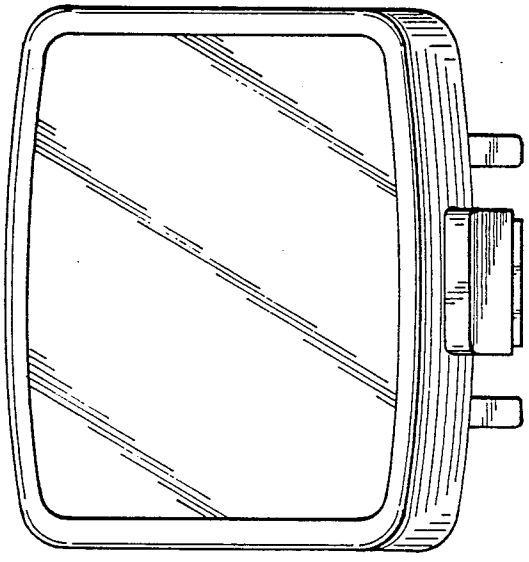

FIG. 3

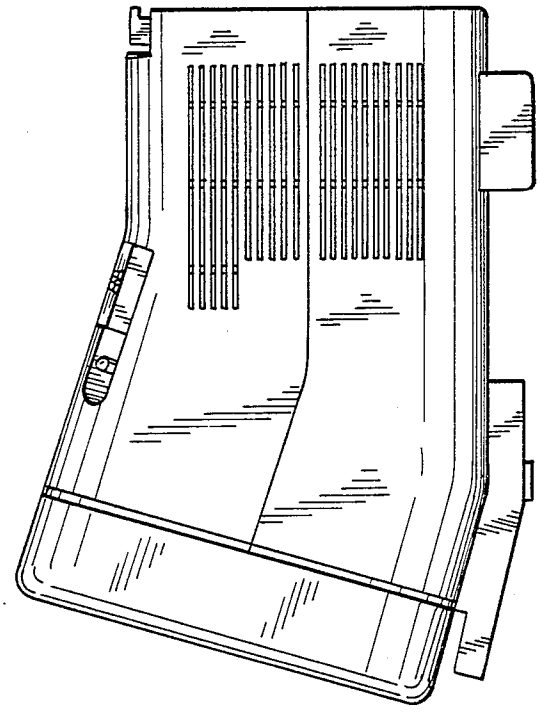

FIG. 6

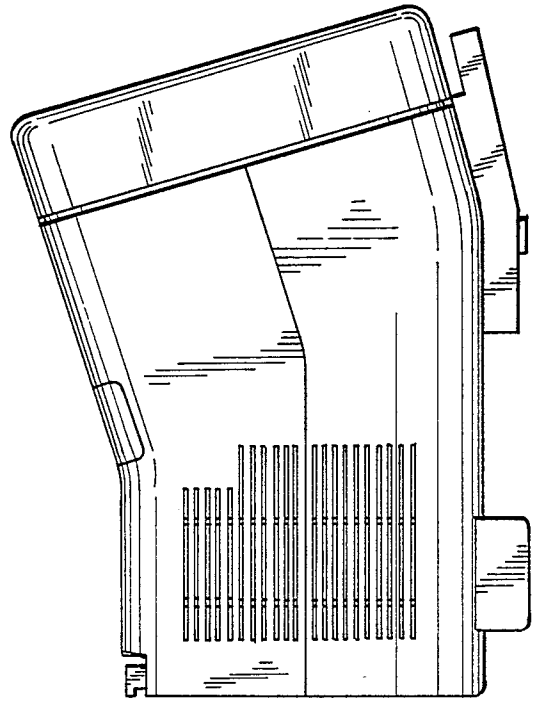

FIG. 5