L. KROM.

DEVICE FOR CARRYING KEYS.

APPLICATION FILED NOV. 17, 1917.

1,289,817. Patented Dec. 31, 1918.

Fig. 1.

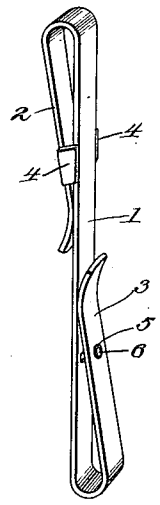

Fig. 2.

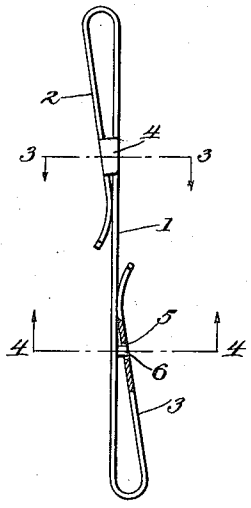

Fig. 3.

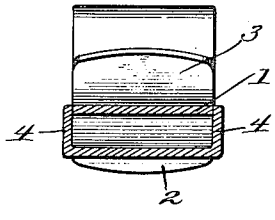

Fig. 4.

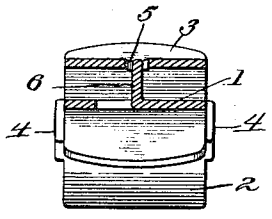

WITNESSES

G. E. Logan Jr.

J. W. Garner

INVENTOR

Lauren Krom

BY Victor J. Evans

ATTORNEY

UNITED STATES PATENT OFFICE.

LAUREN KROM, OF NEWBURGH, NEW YORK.

DEVICE FOR CARRYING KEYS.

1,289,817. Specification of Letters Patent. Patented Dec. 31, 1918.

Application filed November 17, 1917. Serial No. 202,568.

To all whom it may concern:

Be it known that I, LAUREN KROM, a citizen of the United States, residing at Newburgh, in the county of Orange and State of New York, have invented new and useful Improvements in Devices for Carrying Keys, of which the following is a specification.

This invention is an improved safety key link or device for carrying keys, the object of the invention being to provide an improved device of this character which is provided at opposite ends and on opposite sides with hooks, one of the hooks being adapted to embrace the waist band of the trousers of the user, to attach the device to the trousers, and the other hook being adapted to receive and support a key ring carrying a bunch of keys so that it will be retained in position against accidental withdrawal or loss and so that the bunch can be readily attached or detached as desired.

The object of the invention is to provide an improved device of this character which is exceedingly cheap and simple and which embodies means on the waist band engaging hook to prevent the device from slipping on the waist band and also embodies means to prevent the key ring from becoming casually detached from the lower hook.

The invention consists in the construction, combination and arrangement of devices hereinafter described and claimed.

In the accompanying drawings:—

Figure 1 is a perspective view of a key carrying device constructed and arranged in accordance with my invention.

Fig. 2 is a side elevation of the same, partly in section.

Fig. 3 is a detailed transverse sectional view of the same on the plane indicated by the line 3—3 of Fig. 2.

Fig. 4 is a similar view on the plane indicated by the line 4—4 of Fig. 2.

My improved key carrying device is made from a single strip of flat spring metal and comprises a link 1 which is formed with a hook bill 2 bent from its upper end and arranged on the inner side thereof and with a hook bill 3 which is bent upwardly from its lower end and arranged on the outer side thereof. The hook bill 2 is to engage over the waist band of the trousers of the user to attach the device to the trousers and, in accordance with my invention, the hook bill 2 is provided at opposite sides and at a suitable distance from its lower end with a pair of lugs 4 which are adapted to engage the cloth of the trousers and to prevent the link or device from slipping on the trousers or from slipping on a belt to which the device may be attached, instead of the trousers. The hook bill 2 by its own tension tends to close at its lower end against the link, so that the trousers or belt as the case may be, are gripped between the link and said hook bill 2 and moreover by the provision of the lugs 4 the cloth of the trousers or the material of the belt is also gripped and hence the device is effectually prevented from slipping.

The hook bill 3 which is arranged at the lower end of the link and on the outer side thereof, and which serves for the attachment of the key ring is provided with an opening 5 at a suitable distance from its upper, free end. Said hook bill 3 also closes by its own tension against the link. The link is provided at a point opposite the said opening with an outwardly struck stud 6 which enters the opening and hence prevents the key ring from slipping upwardly and from being casually detached.

While I have herein shown and described a preferred form of my invention, I would have it understood that changes may be made in the form, proportion and construction of the several parts, without departing from the spirit of my invention and within the scope of the appended claim.

Having thus described my invention, I claim:—

The herein described key carrying device comprising a link provided at its upper and lower ends and on opposite sides with reversely turned spring hook bills which are adapted to close by their own tension at their free ends against the link, the upper hook bill being provided at opposite sides and at a point spaced from its lower free

end with lugs which receive the link between them, the lower hook bill having an opening at a point spaced from its upper free end and said link being provided with a stud to engage in said opening, said lugs of the upper hook bill serving to grip the material engaged by said upper hook and said stud of the lower hook bill preventing upward movement of a key ring therein.

In testimony whereof I affix my signature.

LAUREN KROM.