



US00D463566S

(12) **United States Design Patent**
Slutterback

(10) **Patent No.:** **US D463,566 S**

(45) **Date of Patent:** **** Sep. 24, 2002**

(54) **CARPALMATE MOTION MODULATION DEVICE**

5,826,276 A * 10/1998 Garceau-Verbeck 2/161.1
6,006,751 A * 12/1999 Spitzer 128/878
D438,625 S * 3/2001 Kellogg D24/190
6,199,211 B1 * 3/2001 Franzolino 2/161.6

(75) Inventor: **E. Gerald Slutterback**, Coral Springs, FL (US)

* cited by examiner

(73) Assignee: **FLA Orthopedics, Inc.**, Miramar, FL (US)

Primary Examiner—Stella Reid
(74) *Attorney, Agent, or Firm*—Dougherty & Clements LLP

(**) Term: **14 Years**

(57) **CLAIM**

(21) Appl. No.: **29/140,497**

The ornamental design for a carpalmate motion modulation device, as shown and described.

(22) Filed: **Apr. 19, 2001**

(51) **LOC (7) Cl.** **24-04**

(52) **U.S. Cl.** **D24/190**

(58) **Field of Search** D24/190; 602/21, 602/22, 20; 2/159, 161.1, 161.2, 161.5, 161.6

DESCRIPTION

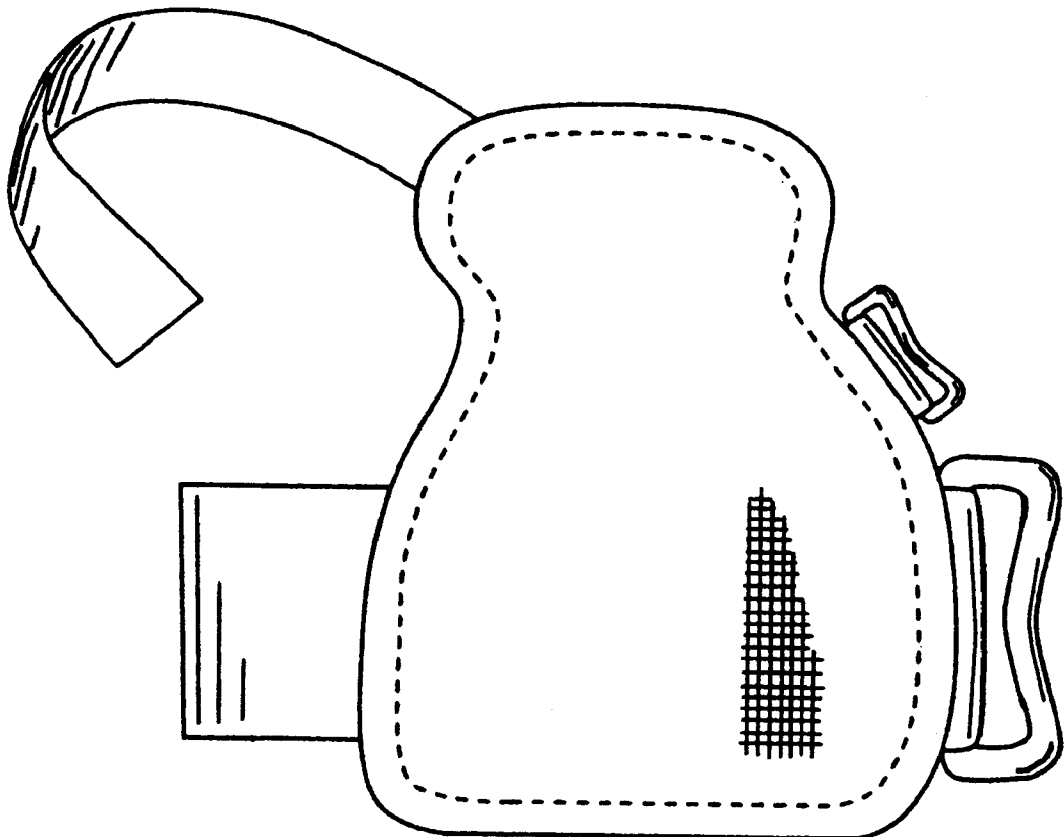
FIG. 1 is a front perspective view of a carpalmate motion modulation device for a hand showing my new design. FIG. 2 is a rear perspective view of the carpalmate motion modulation device; FIG. 3 is a top view of the device of FIG. 1; FIG. 4 is a left side of the device as shown in FIG. 1; FIG. 5 is a right side view thereof; and, FIG. 6 is a left side view of the device with buckles and straps removed. The broken lines in FIG. 2 represent top stitching.

(56) **References Cited**

U.S. PATENT DOCUMENTS

4,561,122 A * 12/1985 Stanley et al. 2/20
4,850,341 A * 7/1989 Fabry et al. 601/40
5,214,799 A * 6/1993 Fabry 2/161.6
5,404,591 A * 4/1995 Brinnand et al. 2/20
5,766,141 A * 6/1998 Gould 602/21

1 Claim, 3 Drawing Sheets



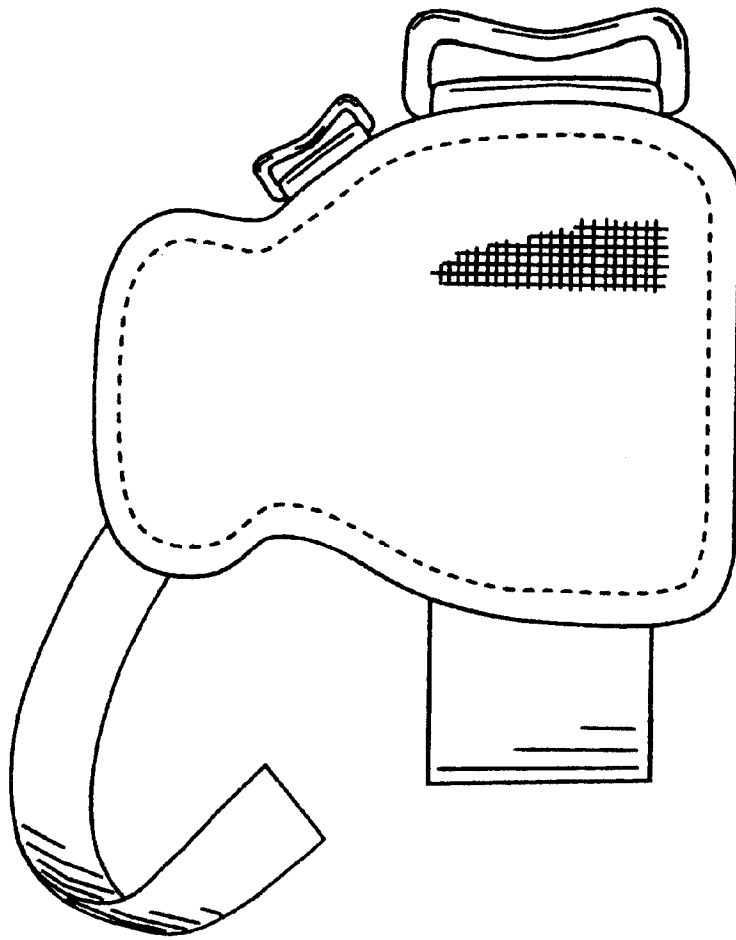


Fig. 2

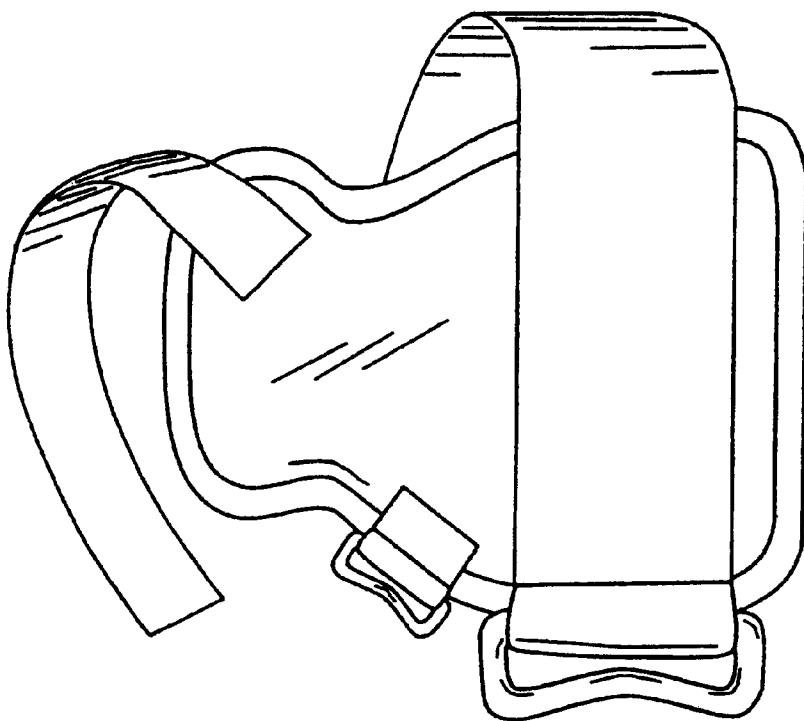


Fig. 1

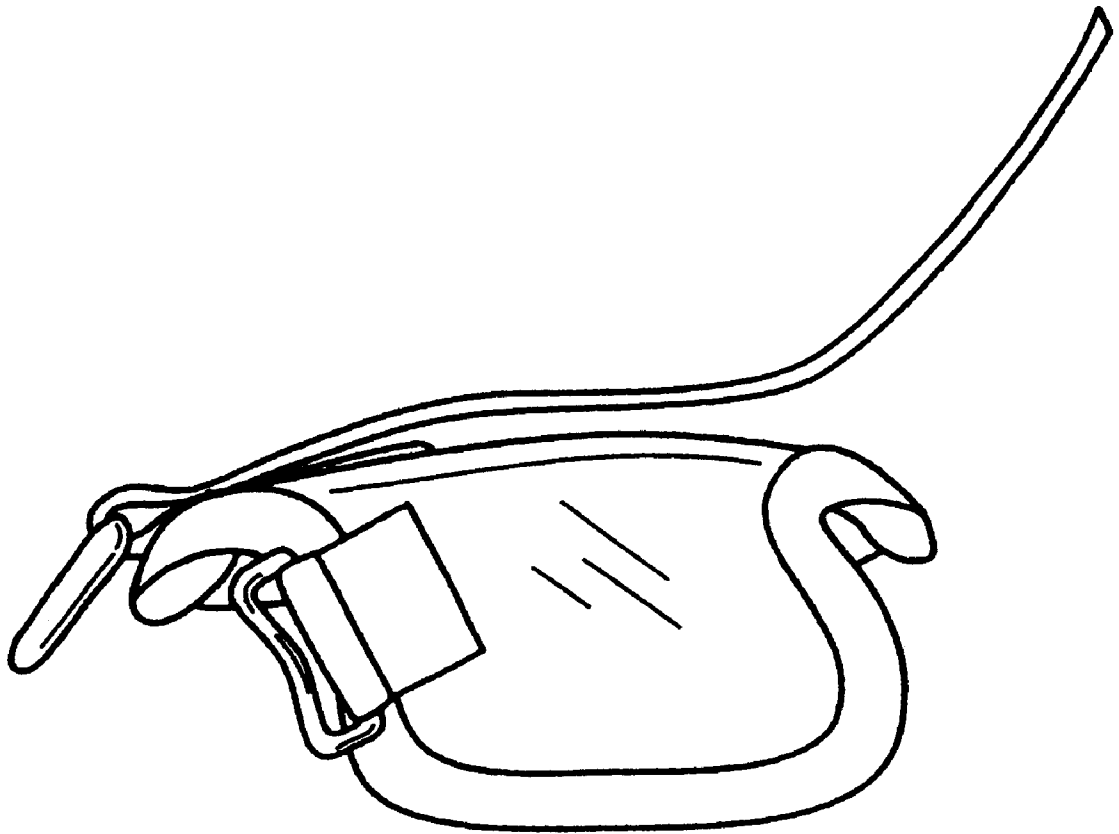


Fig. 3

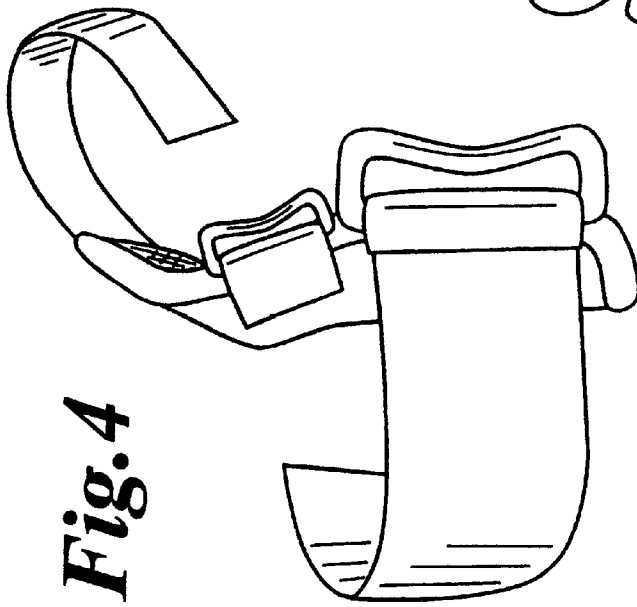


Fig. 5

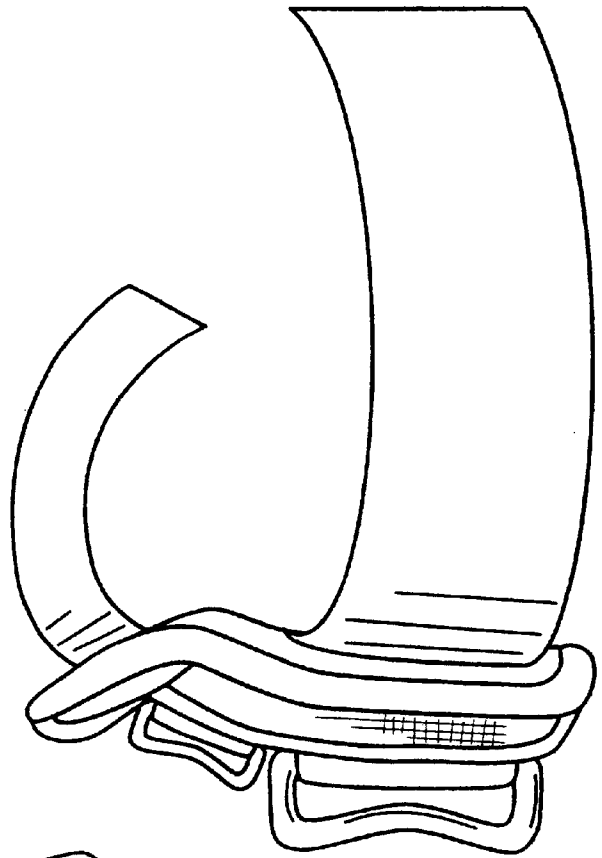


Fig. 6

