Dec. 9, 1924. 1,518,988

T. B. LEHON

ROOFING MATERIAL

Filed May 8, 1922

Fig. 1.

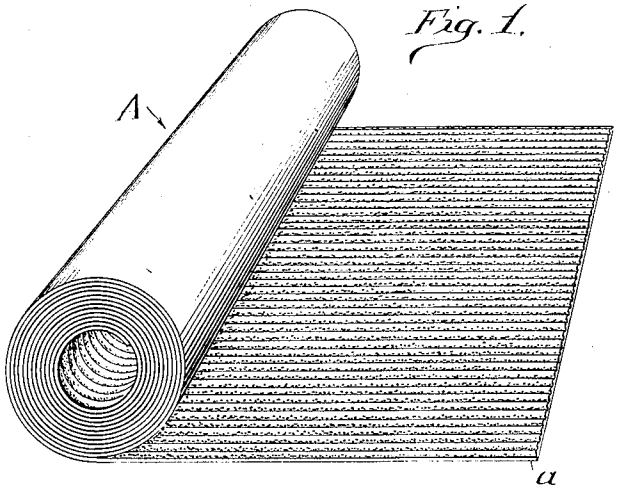

Fig. 2.

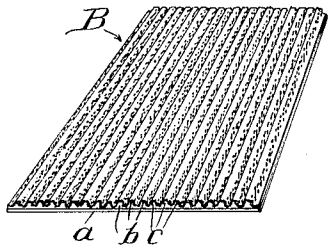

Fig. 3.

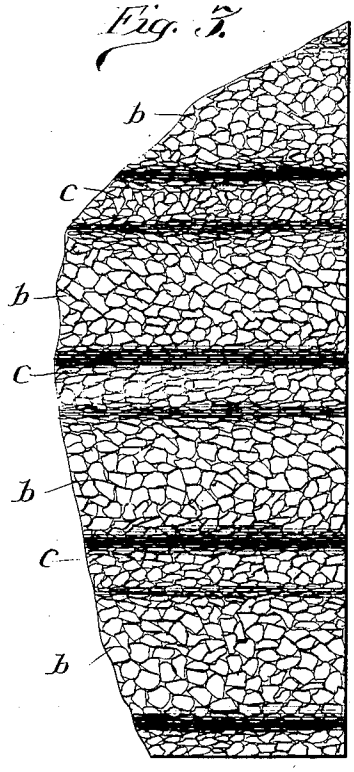

Fig. 4.

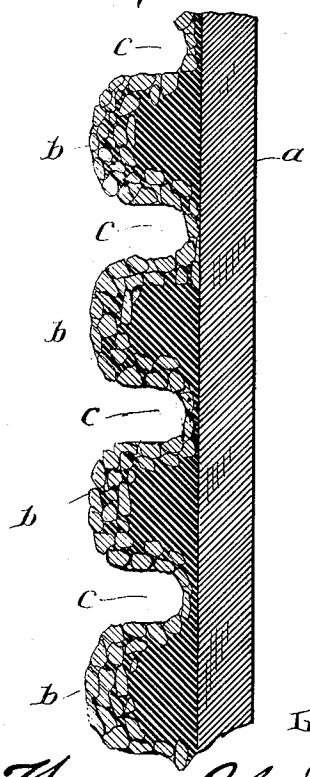

Witness
Milton Lenoir

Inventor
Thomas B. Lehon,
By Adams & Jackson,
Attorneys

Patented Dec. 9, 1924. 1,518,988

UNITED STATES PATENT OFFICE.

THOMAS B. LEHON, OF CHICAGO, ILLINOIS, ASSIGNOR TO THE LEHON COMPANY, OF CHICAGO, ILLINOIS, A CORPORATION OF ILLINOIS.

ROOFING MATERIAL.

Application filed May 8, 1922. Serial No. 559,327.

To all whom it may concern:

Be it known that I, THOMAS B. LEHON, a citizen of the United States, and a resident of Chicago, in the county of Cook and State of Illinois, have invented certain new and useful Improvements in Roofing Materials, of which the following is a specification, reference being had to the accompanying drawings.

My invention relates to improvements in that type of roofing that is made in sheet form and used either in long strips of the width of the original sheet or in small sheets or pieces cut into the shape and size of a shingle or several shingles combined and laid in overlapping relation in the way of an ordinary shingled roof. Such roofing material as now very generally made comprises a base of fibrous material to which asphalt or similar plastic material is applied while hot and forced into and upon the fabric base by suitable rollers, and having upon one surface of the sheet so formed a coating of comminuted or granular material, such as rock or slate, which is pressed upon the sheet and adheres thereto. I have found that by having imparted to the plastic material and the granular material carried thereby a series of corrugations and having the granular material evenly distributed and embedded with substantial uniformity over the surface of the plastic material so as to practically exclude from view such plastic material a roofing is provided that has many advantages over the type of roofing referred to that is now in general use, all as hereinafter more particularly pointed out.

In the accompanying drawing,—

Fig. 1 is a perspective view of a roll of flexible roofing material embodying my improvements;

Fig. 2 is a perspective view of a piece of such roofing material and of a size and shape to adapt it for use as a shingle;

Fig. 3 is a plan view of a portion of my improved roofing material; and

Fig. 4 is an enlarged cross-sectional view through the piece of roofing material shown in Fig. 3.

Both Figs. 3 and 4 are very much enlarged.

Referring to the several figures of the drawing,—A represents a roll of flexible roofing in which the lines extending longitudinally thereof are intended to indicate the corrugations that are shown more clearly in the enlarged views of a piece cut from such a roll and designed to be used as separate shingles. Of course, if desired, the corrugations might be formed transversely of the sheet that forms the roll instead of longitudinally thereof. A complete shingle is shown in Fig. 2 and is designated as B, as are aslo the enlarged portions of such shingle that are shown in Figs. 3 and 4.

The roofing material comprises a base *a* of fibrous material that, as usual, has been saturated and coated with asphalt or similar plastic material while heated, and upon the surface of which, while the said coating material was hot, has been pressed so as to adhere thereto a quantity of granular material such as rock, slate, or other similar suitable substance. To this granular-coated roofing material so formed I impart a plurality of corrugations, which will be done while the long sheet is warm from having the hot coating applied thereto and while such coating material is sufficiently plastic to move freely under the influence of the corrugating means, which means will preferably be a fluted roll. The ridges of these corrugations are indicated by *b*, and the narrow and comparatively deep valleys between such ridges are indicated by *c*. It will be noted that each ridge is composed of a quantity of the plastic material that has been forced up from the surface of the base and that the entire surfaces of the corrugations are covered with the comminuted material that was applied to the plastic coating before the corrugations were formed, such comminuted material on the corrugations forming a protective layer of approximately uniform character over the coating material, that is, such comminuted material is not forced into the plastic coating material to approximately any greater extent at one place than it is at any other place. It is very desirable to have this uniformity of application of the covering comminuted material to the ridged or corrugated plastic material, because where particles of such materials are forced unequally into the plastic material the result will be to so completely embed some of the particles thereof as to bring into view at such places the coating material on the surface of the base, which, under certain

conditions, may tend to produce effects that will give rise to the belief that the roof as a whole has defects. I have found that with the corrugated surface of this plastic material coated as described and with the ridges thereof separated by comparatively narrow and deep valleys, as shown, the shadow effects obtained from the ridges themselves cannot in anywise convey the impression of a defective piece of roofing material, as the appearance of a roof formed with my improved material is uniform throughout. The fibrous base is practically unaffected by the corrugating that is imparted to the plastic and comminuted materials and hence retains, as is desirable, a smooth under surface.

Corrugating the roofing material adds very materially to its strength or rigidity whereby it better resists any tendency—especially when in the form of a shingle—to turn or warp, as is frequently the case with shingles of this type as heretofore constructed. It will be noted that the valleys between the ridges are quite narrow, and so forming them is very advantageous in that it necessarily results in a much more rigid piece of material than if the ridges were widely separated.

What I claim as my invention and desire to secure by Letters Patent, is—

A roofing member comprising a base having a coating of plastic material thereon, in which said coating is a series of corrugations comprising ridges separated by narrow and comparatively deep valleys, said corrugations being covered with granular material that is substantially uniformly embedded in and conceals from view the said coating of plastic material.

THOMAS B. LEHON.