A. WEMYSS.

HINGE FOR OVEN DOORS.

No. 175,312. Patented March 28, 1876.

Fig. 1

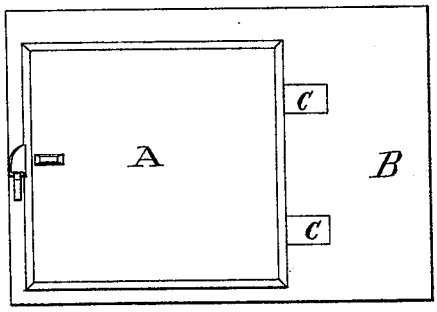

Fig. 2

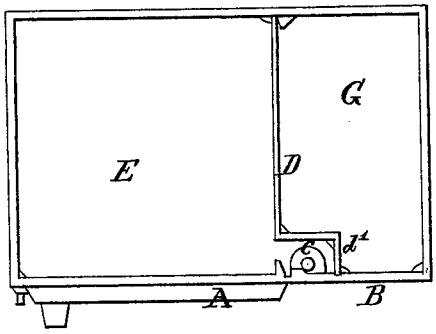

Fig. 3

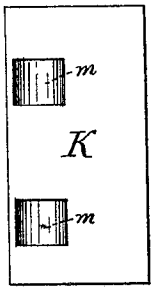

Fig. 4

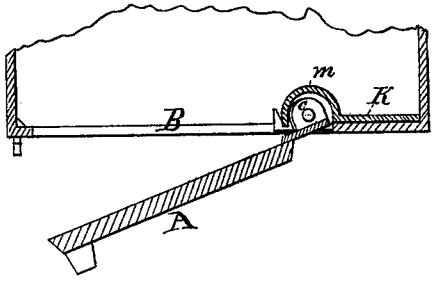

Fig. 5

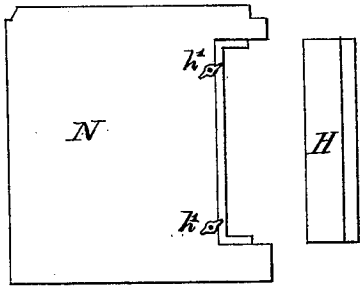

Fig. 6

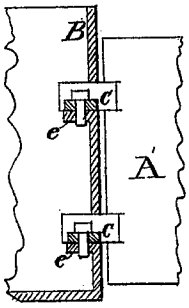

Witnesses { John F. Grant
Park McFarland, Jr.

Inventor.
Alexander Wemyss
per Edwd Brown attorney.

N. PETERS, PHOTO-LITHOGRAPHER, WASHINGTON, D. C.

UNITED STATES PATENT OFFICE.

ALEXANDER WEMYSS, OF PHILADELPHIA, PENNSYLVANIA.

IMPROVEMENT IN HINGES FOR OVEN-DOORS.

Specification forming part of Letters Patent No. **175,312**, dated March 28, 1876; application filed March 3, 1876.

To all whom it may concern:

Be it known that I, ALEXANDER WEMYSS, of Philadelphia, Pennsylvania, have invented an Improvement in Hinges of Oven-Doors, of which the following is a specification:

The object of my invention is to hide from view the unsightly projecting lugs used as hinges on stoves and hollow-ware, and, at the same time, to diminish the danger of breakage through carelessness in transportation. I accomplish this by cutting openings through the stove-plate, or by recessing the plate with depressions to correspond with the position of the hinge which fits into this recess or depression and passes through to the back of the plate, so that when the oven-door is closed the portion of the hinge which is seen is flush, or nearly so, with the face of the stove-plate.

In the drawings accompanying this specification, Figure 1 is a front view of the oven. Fig. 2 is a plan, with the top removed. Fig. 3 is a loose plate with recessed cups. Fig. 4 is a horizontal section through the oven. Fig. 5 is a view of the oven-plate. Fig. 6 is a vertical section through the lugs of the hinge.

A is the oven-door; C, the hinge; B, the front plate of oven, which is cut through, as shown in Fig. 4, to permit the whole or part of the hinge to pass through it to the inside of the plate. The lug *c* of the hinge has a pin passing through it into the lug *e*, which is cast upon the oven front. These pins may be two short ones, as in Fig. 6, or one long pin may pass through both hinges.

When the door is shut the hinge is flush on the outside with the front plate, as shown in Fig. 2. D is the oven-plate separating the oven E from the flue G. This plate is recessed or set back at *d'* to obtain access to the hinges of the door, and remove the pins of the hinges, if necessary. This result may be accomplished by the plate N, Fig. 5, which is cut away to admit the fingers to manipulate the hinges. This opening is covered by a loose cap, H, secured in its place by turn-buckles *h'*.

In the use of this hinge in ovens or stoves it is sometimes desirable to prevent the escape of gas from the flues. In Fig. 4 is seen a loose plate, K, for bolting on inside. This plate has recessed cups *m*, Figs. 3 and 4, which fit over the hinges and prevent the escape of dust and gas into the room when the door is opened.

In the application of this invention to the formed mica section of parlor-stoves, I put mica in the doors A, and hinge the door directly to the recessed cups *m* in place of hinging it to the plate B.

I claim—

1. The combination, of the oven-door A, the lugs C, and the recessed plate B, to form a concealed hinge, as described.
2. The combination, of the oven-door A, the lugs C, the recessed plate B, and oven-plate D, having an offset, *d'*, as herein described.
3. The combination of the oven-door A, the lugs C, the recessed plate B, oven-plate N, and removable cap H, as herein described.
4. The combination of the oven-door A, the lugs C, the recessed plate B, and caps *m*, as herein described.

ALEXANDER WEMYSS.

Witnesses:

EDWD. BROWN,
JOHN F. GRANT.