

(12) STANDARD PATENT
(19) AUSTRALIAN PATENT OFFICE

(11) Application No. **AU 2009308988 B2**

(54) Title
Multi-layer papermaker's forming fabric with alternating paired and single top CMD yarns

(51) International Patent Classification(s)
D21F 1/00 (2006.01)

(21) Application No: **2009308988**

(22) Date of Filing: **2009.10.26**

(87) WIPO No: **WO10/051243**

(30) Priority Data

(31) Number
61/110,102
12/409,814

(32) Date
2008.10.31
2009.03.24

(33) Country
US
US

(43) Publication Date: **2010.05.06**

(44) Accepted Journal Date: **2013.12.19**

(71) Applicant(s)
Weavexx, LLC

(72) Inventor(s)
Ward, Kevin John;Barratte, Christine

(74) Agent / Attorney
Pizzseys, PO Box 291, WODEN, ACT, 2606

(56) Related Art
US 2006/0169346

(12) INTERNATIONAL APPLICATION PUBLISHED UNDER THE PATENT COOPERATION TREATY (PCT)

(19) World Intellectual Property Organization
International Bureau



(43) International Publication Date
6 May 2010 (06.05.2010)

(10) International Publication Number
WO 2010/051243 A1

(51) International Patent Classification:
D21F 1/00 (2006.01)

(21) International Application Number:
PCT/US2009/062020

(22) International Filing Date:
26 October 2009 (26.10.2009)

(25) Filing Language: English

(26) Publication Language: English

(30) Priority Data:
61/110,102 31 October 2008 (31.10.2008) US
12/409,814 24 March 2009 (24.03.2009) US

(71) Applicant (for all designated States except US):
WEAVEXX CORPORATION [US/US]; P.O. Box 471,
Wake Forest, North Carolina 27588 (US).

(72) Inventors; and

(75) Inventors/Applicants (for US only): **WARD, Kevin**
John [CA/CA]; 1474 Edith Drive, Coldbrook, Nova Sco-

tia B4R 1A1 (CA). **BARRATTE, Christine** [FR/FR]; 2
rue de la Capucine, F-39200 Saint-Claude (FR).

(74) Agent: **CANNON, James, R.**; MYERS BIGEL SIBLEY
& SAJOVEC, P.A., P.O. Box 37428, Raleigh, North Car-
olina 27627 (US).

(81) Designated States (unless otherwise indicated, for every
kind of national protection available): AE, AG, AL, AM,
AO, AT, AU, AZ, BA, BB, BG, BH, BR, BW, BY, BZ,
CA, CH, CL, CN, CO, CR, CU, CZ, DE, DK, DM, DO,
DZ, EC, EE, EG, ES, FI, GB, GD, GE, GH, GM, GT,
HN, HR, HU, ID, IL, IN, IS, JP, KE, KG, KM, KN, KP,
KR, KZ, LA, LC, LK, LR, LS, LT, LU, LY, MA, MD,
ME, MG, MK, MN, MW, MX, MY, MZ, NA, NG, NI,
NO, NZ, OM, PE, PG, PH, PL, PT, RO, RS, RU, SC, SD,
SE, SG, SK, SL, SM, ST, SV, SY, TJ, TM, TN, TR, TT,
TZ, UA, UG, US, UZ, VC, VN, ZA, ZM, ZW.

(84) Designated States (unless otherwise indicated, for every
kind of regional protection available): ARIPO (BW, GH,
GM, KE, LS, MW, MZ, NA, SD, SL, SZ, TZ, UG, ZM,
ZW), Eurasian (AM, AZ, BY, KG, KZ, MD, RU, TJ,
TM), European (AT, BE, BG, CH, CY, CZ, DE, DK, EE,

[Continued on next page]

(54) Title: MULTI-LAYER PAPERMAKER'S FORMING FABRIC WITH ALTERNATING PAIRED AND SINGLE TOP
CMD YARNS

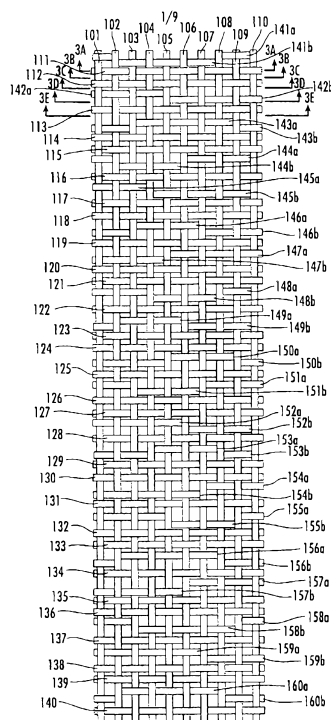


FIG. 1

(57) Abstract: A papermaker's fabric comprises a series of repeat units. Each of the repeat units comprises: a set of top MD yarns; a set of top CMD yarns interwoven with the top MD yarns to form a top fabric layer; a set of bottom MD yarns; a set of bottom CMD yarns interwoven with the bottom MD yarns to form a bottom fabric layer; and a set of CMD stitching yarns interwoven with the top and bottom CMD yarns to bind the top and bottom fabric layers together. The stitching yarns are arranged in pairs. The top CMD yarns are arranged in an alternating pattern in which first (a) a single top CMD yarn is positioned between adjacent pairs of stitching yarns, then (b) two top CMD yarns are positioned between adjacent pairs of stitching yarns.

WO 2010/051243 A1

WO 2010/051243 A1



ES, FI, FR, GB, GR, HR, HU, IE, IS, IT, LT, LU, LV, **Published:**

MC, MK, MT, NL, NO, PL, PT, RO, SE, SI, SK, SM,
TR), OAPI (BF, BJ, CF, CG, CI, CM, GA, GN, GQ, GW,
ML, MR, NE, SN, TD, TG).

— *with international search report (Art. 21(3))*

**MULTI-LAYER PAPERMAKER'S FORMING FABRIC
WITH ALTERNATING PAIRED AND SINGLE TOP CMD YARNS**

Related Application

[0001] This application claims priority from Parent Provisional Application No. 61/110,102, filed October 31, 2008, the disclosure of which is hereby incorporated herein in its entirety.

Field of the Invention

[0002] This application is directed generally to papermaking, and more specifically to fabrics employed in papermaking.

Background of the Invention

[0003] In the conventional fourdrinier papermaking process, a water slurry, or suspension, of cellulosic fibers (known as the paper "stock") is fed onto the top of the upper run of an endless belt of woven wire and/or synthetic material that travels between two or more rolls. The belt, often referred to as a "forming fabric," provides a papermaking surface on the upper surface of its upper run that operates as a filter to separate the cellulosic fibers of the paper stock from the aqueous medium, thereby forming a wet paper web. The aqueous medium drains through mesh openings of the forming fabric, known as drainage holes, by gravity or vacuum located on the lower surface of the upper run (*i.e.*, the "machine side") of the fabric.

[0004] After leaving the forming section, the paper web is transferred to a press section of the paper machine, where it is passed through the nips of one or more pairs of pressure rollers covered with another fabric, typically referred to as a "press felt." Pressure from the rollers removes additional moisture from the web; the moisture removal is enhanced

by the presence of a "batt" layer of the press felt. The paper is then transferred to a dryer section for further moisture removal. After drying, the paper is ready for secondary processing and packaging.

[0005] As used herein, the terms machine direction ("MD") and cross machine direction ("CMD") refer, respectively, to a direction aligned with the direction of travel of the papermakers' fabric on the papermaking machine, and a direction parallel to the fabric surface and traverse to the direction of travel. Likewise, directional references to the vertical relationship of the yarns in the fabric (*e.g.*, above, below, top, bottom, beneath, etc.) assume that the papermaking surface of the fabric is the top of the fabric and the machine side surface of the fabric is the bottom of the fabric.

[0006] Typically, papermaker's fabrics are manufactured as endless belts by one of two basic weaving techniques. In the first of these techniques, fabrics are flat woven by a flat weaving process, with their ends being joined to form an endless belt by any one of a number of well-known joining methods, such as dismantling and reweaving the ends together (commonly known as splicing), or sewing on a pin-seamable flap or a special foldback on each end, then reweaving these into pin-seamable loops. A number of auto-joining machines are now commercially available, which for certain fabrics may be used to automate at least part of the joining process. In a flat woven papermaker's fabric, the warp yarns extend in the machine direction and the filling yarns extend in the cross machine direction.

[0007] In the second basic weaving technique, fabrics are woven directly in the form of a continuous belt with an endless weaving process. In the endless weaving process, the warp yarns extend in the cross machine direction and the filling yarns extend in the machine direction. Both weaving methods described hereinabove are well known in the art, and the term "endless belt" as used herein refers to belts made by either method.

[0008] Effective sheet and fiber support are important considerations in papermaking, especially for the forming section of the papermaking machine, where the wet web is initially formed. Additionally, the forming fabrics should exhibit good stability when they are run at high speeds on the papermaking machines, and preferably are highly permeable to reduce the amount of water retained in the web when it is transferred to the press section of the paper machine. In both tissue and fine paper applications (*i.e.*, paper for use in quality printing, carbonizing, cigarettes, electrical condensers, and like) the papermaking surface comprises a very finely woven or fine wire mesh structure.

[0009] Typically, finely woven fabrics such as those used in fine paper and tissue applications include at least some relatively small diameter machine direction or cross machine direction yarns. Regrettably, however, such yarns tend to be delicate, leading to a short surface life for the fabric. Moreover, the use of smaller yarns can also adversely affect the mechanical stability of the fabric (especially in terms of skew resistance, narrowing propensity and stiffness), which may negatively impact both the service life and the performance of the fabric.

[0010] To combat these problems associated with fine weave fabrics, multi-layer forming fabrics have been developed with fine-mesh yarns on the paper forming surface to facilitate paper formation and coarser-mesh yarns on the machine contact side to provide strength and durability. For example, fabrics have been constructed which employ one set of machine direction yarns which interweave with two sets of cross machine direction yarns to form a fabric having a fine paper forming surface and a more durable machine side surface. These fabrics form part of a class of fabrics which are generally referred to as "double layer" fabrics. Similarly, fabrics have been constructed which include two sets of machine direction yarns and two sets of cross machine direction yarns that form a fine mesh paperside fabric layer and a separate, coarser machine side fabric layer. In these fabrics, which are part of a class of fabrics generally referred to as "triple layer" fabrics, the two fabric layers are typically bound together by separate stitching yarns. However, they may also be bound together using yarns from one or more of the sets of bottom and top cross machine direction and machine direction yarns. As double and triple layer fabrics include additional sets of yarn as compared to single layer fabrics, these fabrics typically have a higher "caliper" (*i.e.*, they are thicker) than comparable single layer fabrics. An illustrative double layer fabric is shown in U.S. Patent No. 4,423,755 to Thompson, and illustrative triple layer fabrics are shown in U.S. Patent No. 4,501,303 to Osterberg, U.S. Patent No. 5,152,326 to Vohringer, U.S. Patent Nos. 5,437,315 and 5,967,195 to Ward, and U.S. Patent No. 6,745,797 to Troughton.

[0011] Fabrics designers are constantly looking for designs that can provide a different balance of performance properties. For example, in some fabrics, high degrees of fiber support and permeability are quite desirable. As such, it may be useful to provide a fabric with strong performance in these areas that is also relatively easy and/or inexpensive to weave.

Summary of the Invention

[0012] As a first aspect, embodiments of the present invention are directed to a papermaker's fabric comprising a series of repeat units. Each of the repeat units comprises: a set of top MD yarns; a set of top CMD yarns interwoven with the top MD yarns to form a top fabric layer; a set of bottom MD yarns; a set of bottom CMD yarns interwoven with the bottom MD yarns to form a bottom fabric layer; and a set of CMD stitching yarns interwoven with the top and bottom CMD yarns to bind the top and bottom fabric layers together. The stitching yarns are arranged in pairs. The top CMD yarns are arranged in an alternating pattern in which first (a) a single top CMD yarn is positioned between adjacent pairs of stitching yarns, then (b) two top CMD yarns are positioned between adjacent pairs of stitching yarns.

[0013] As a second aspect, embodiments of the present invention are directed to a papermaker's fabric comprising a series of repeat units, each of the repeat units comprising: a set of top MD yarns; a set of top CMD yarns interwoven with the top MD yarns to form a top fabric layer; a set of bottom MD yarns; a set of bottom CMD yarns interwoven with the bottom MD yarns to form a bottom fabric layer; and a set of CMD stitching yarns interwoven with the top and bottom CMD yarns to bind the top and bottom fabric layers together. The stitching yarns are arranged in pairs. The top CMD yarns are arranged in an alternating pattern in which first (a) a single top CMD yarn is positioned between adjacent pairs of stitching yarns, then (b) two top CMD yarns are positioned between adjacent pairs of stitching yarns. The top MD yarns, the top CMD yarns, and portions of the stitching yarns interweave to form a plain weave papermaking surface on the top fabric layer. The bottom CMD yarns form floats under the bottom MD yarns.

[0014] As a third aspect, embodiments of the present invention are directed to a papermaker's fabric comprising a series of repeat units, each of the repeat units comprising: a set of top MD yarns; a set of top CMD yarns interwoven with the top MD yarns to form a top fabric layer; a set of bottom MD yarns; a set of bottom CMD yarns interwoven with the bottom MD yarns to form a bottom fabric layer; and a set of CMD stitching yarns interwoven with the top and bottom CMD yarns to bind the top and bottom fabric layers together. The stitching yarns are arranged in pairs. The top CMD yarns are arranged in an alternating pattern in which first (a) a single top CMD yarn is positioned between adjacent pairs of stitching yarns, then (b) two top CMD yarns are positioned between adjacent pairs of

stitching yarns. The top MD yarns, the top CMD yarns, and portions of the stitching yarns interweave to form a plain weave papermaking surface on the top fabric layer. The bottom CMD yarns form knuckles under the bottom MD yarns.

[0015] As a fourth aspect, embodiments of the present invention are directed to a papermaker's fabric comprising a series of repeat units, each of the repeat units comprising: a set of top MD yarns; a set of top CMD yarns interwoven with the top MD yarns to form a top fabric layer; a set of bottom MD yarns; a set of bottom CMD yarns interwoven with the bottom MD yarns to form a bottom fabric layer; and a set of CMD stitching yarns interwoven with the top and bottom CMD yarns to bind the top and bottom fabric layers together. The stitching yarns are arranged in pairs. The top CMD yarns are arranged in an alternating pattern in which first (a) a single top CMD yarn is positioned between adjacent pairs of stitching yarns, then (b) two top CMD yarns are positioned between adjacent pairs of stitching yarns. The ratio of top CMD yarns and stitching yarn pairs to bottom CMD yarns is 5:2.

[0016] As a fifth aspect, embodiments of the present invention are directed to a papermaker's fabric comprising a series of repeat units, each of the repeat units comprising: a set of top MD yarns; a set of top CMD yarns interwoven with the top MD yarns to form a top fabric layer; a set of bottom MD yarns; a set of bottom CMD yarns interwoven with the bottom MD yarns to form a bottom fabric layer; and a set of CMD stitching yarns interwoven with the top and bottom CMD yarns to bind the top and bottom fabric layers together. The stitching yarns are arranged in pairs, and the ratio of top CMD yarns and stitching yarn pairs to bottom CMD yarns is 5:2.

Brief Description of the Figures

[0017] **Figure 1** is a top view of the top layer of a repeat unit of a fabric according to embodiments of the present invention.

[0018] **Figure 2** is a bottom view of the bottom layer of the fabric of **Figure 1**.

[0019] **Figures 3A-3E** are section views taken along lines **3A--3A** through **3E--3E**, respectively, of the fabric of **Figure 1** showing typical CMD yarns.

[0020] **Figure 4** is a top view of the top layer of a repeat unit of a fabric according to additional embodiments of the present invention.

[0021] **Figure 5** is a bottom view of the bottom layer of the fabric of **Figure 4**.

[0022] **Figure 6** is a top view of the top layer of a repeat unit of a fabric according to embodiments of the present invention.

[0023] **Figure 7** is a bottom view of the bottom layer of the fabric of **Figure 6**.

[0024] **Figure 8** is a top view of the top layer of a repeat unit of a fabric according to additional embodiments of the present invention.

[0025] **Figure 9** is a bottom view of the bottom layer of the fabric of **Figure 8**.

Detailed Description of Embodiments of the Invention

[0026] The present invention will be described more particularly hereinafter with reference to the accompanying drawings. The invention is not intended to be limited to the illustrated embodiments; rather, these embodiments are intended to fully and completely disclose the invention to those skilled in this art. In the drawings, like numbers refer to like elements throughout. Thicknesses and dimensions of some components may be exaggerated for clarity.

[0027] Well-known functions or constructions may not be described in detail for brevity and/or clarity.

[0028] Unless otherwise defined, all terms (including technical and scientific terms) used herein have the same meaning as commonly understood by one of ordinary skill in the art to which this invention belongs. It will be further understood that terms, such as those defined in commonly used dictionaries, should be interpreted as having a meaning that is consistent with their meaning in the context of the relevant art and will not be interpreted in an idealized or overly formal sense unless expressly so defined herein.

[0029] The terminology used herein is for the purpose of describing particular embodiments only and is not intended to be limiting of the invention. As used herein, the singular forms "a", "an" and "the" are intended to include the plural forms as well, unless the context clearly indicates otherwise. It will be further understood that the terms "comprises" and/or "comprising," when used in this specification, specify the presence of stated features, integers, steps, operations, elements, and/or components, but do not preclude the presence or addition of one or more other features, integers, steps, operations, elements, components, and/or groups thereof. As used herein the expression "and/or" includes any and all combinations of one or more of the associated listed items.

[0030] Although the figures below only show single repeat units of the fabrics illustrated therein, those of skill in the art will appreciate that in commercial applications the repeat units shown in the figures would be repeated many times, in both the machine and cross machine directions, to form a large fabric suitable for use on a papermaking machine.

[0031] Turning now to **Figures 1-3B**, a repeat unit of a forming fabric according to embodiments of the present invention, designated broadly at **100**, is illustrated therein. The repeat unit **100** includes ten top yarns **101-110**, thirty top CMD yarns **111-140**, ten bottom MD yarns **161-170**, twenty bottom CMD yarns **171-190**, and twenty pairs of stitching yarns **141a**, **141b-160a**, **160b**. The interweaving of these yarns is described below.

[0032] Turning first to **Figure 1**, the top surface of the fabric **100** is shown therein. The top CMD yarns **111-140** are arranged in an alternating pattern in which two top CMD yarns are positioned between pairs of stitching yarns, then a single top CMD yarn is positioned between pairs of stitching yarns. As exemplified in **Figure 1**, top CMD yarns **111** and **112** are positioned between stitching yarn pairs **141a**, **141b** and **142a**, **142b**, then top CMD yarn **113** is positioned between stitching yarn pairs **142a**, **142b** and **143a**, **143b**. This pattern of "stitching yarn pair/two top CMD yarns/stitching yarn pair/one top CMD yarn" continues throughout the repeat unit.

[0033] Each of the top CMD yarns **111-140** interweaves with the top MD yarns in an "over 1/under 1" sequence. When two top CMD yarns are positioned between a pair of stitching yarns, they pass over alternating top MD yarns. This pattern is shown in **Figures 3B** and **3C**, wherein top CMD yarn **111** is shown passing over top MD yarns **102**, **104**, **106**, **108** and **110**, whereas top CMD yarn **112** is shown passing over top MD yarns **101**, **103**, **105**, **107** and **109**. When a single top CMD is positioned between two stitching yarn pairs, it passes over the same top MD yarns as the adjacent top CMD yarns on either side. As shown in **Figure 3E**, top CMD yarn **113** passes over top MD yarns **101**, **103**, **105**, **107** and **109**, just as top CMD yarns **112** and **114** do.

[0034] As can be seen in **Figures 1**, **3A** and **3D**, corresponding pairs of stitching yarns interweave with the top MD yarns and bottom MD yarns in the following pattern. Each of the stitching yarns of the repeat unit can be subdivided into two portions: a fiber support portion which interweaves with the top MD yarns, and a binding portion which passes below the top MD yarns and, in the illustrated embodiment, interweaves with a bottom MD yarn. These are separated at "transitional" top MD yarns, below which one stitching yarn of a pair

crosses the other stitching yarn of the pair. The stitching yarns of each pair are interwoven relative to one another such that the fiber support portion of one yarn of the pair is positioned above the binding portion of the other yarn of the pair. The fiber support portion of one stitching yarn of each pair interweaves in an alternating fashion with three top MD yarns (alternately passing over two odd-numbered top MD yarns and under one even-numbered top MD yarn), and the fiber support portion of the other yarn of the pair passes over the other two odd-numbered top MD yarns of the repeat unit while passing below the odd-numbered top MD yarn positioned between those two MD yarns. Both of the stitching yarns pass below the transitional top MD yarns. Thus, together the stitching yarns of each pair pass over five top MD yarns and under five top MD yarns in an "over 1/under 1" pattern similar to that of the top CMD yarns.

[0035] In its fiber support portion, each stitching yarn **141a**, **141b-160a**, **160b** passes over top MD yarns that the adjacent top CMD yarns pass beneath and under the top MD yarns that the adjacent top CMD yarns pass over. For example, and as shown in **Figures 3A** and **3B**, the fiber support portion of stitching yarn **141a** passes over top MD yarns **109** and **101** while passing under top MD yarn **110**, and stitching yarn **141b** passes over top MD yarns **103**, **105** and **107** while passing below top MD yarns **104** and **106**. Both stitching yarns **141a**, **141b** pass below the transitional top MD yarns **102**, **108**. As discussed above, adjacent top CMD yarn **111** passes over top MD yarns **102**, **104**, **106**, **108** and **110**. The remaining stitching yarn pairs weave in a similar manner, although they may be offset from adjacent stitching yarn pairs by one or more top MD yarns. In this manner, the stitching yarns **141a**, **141b-160a**, **160b** and the top CMD yarns **111-140** form a plain weave pattern with the top MD yarns **101-110** (*see Figure 1*).

[0036] Turning now to **Figure 2**, the bottom surface of the fabric is shown therein. The bottom MD yarns **161-170** interweave with the bottom CMD yarns **171-190** in an "over 4/under 1" pattern" (note that **Figure 2** is a bottom view of the fabric **100** and is opposite the view of **Figure 1**, so the description of the bottom MD yarns passing "over 4" bottom CMD yarns is consistent with the "over" and "under" conventions adopted with respect to **Figures 1** and **3A-3E** rather than the view seen in **Figure 2**). For example, bottom MD yarn **161** passes over bottom CMD yarns **171-174**, under bottom CMD yarn **175**, over bottom CMD yarns **176-179**, under bottom CMD yarn **180**, and so on until terminating by passing under bottom CMD yarn **190**. The remaining bottom MD yarns follow a similar pattern, with each bottom MD yarn

being offset from its adjacent bottom MD yarns by two bottom CMD yarns. For example, bottom MD yarn **162** passes below bottom CMD yarn **177**, which is offset from bottom CMD yarn **175** that bottom MD yarn **161** passes under by two bottom CMD yarns. This pattern, in which the bottom CMD yarns form 4-yarn "floats" under the bottom MD yarns, is repeated throughout the repeat unit.

[0037] Also, the binding portion of each of the stitching yarns **141a**, **141b-160a**, **160b** is stitched below one bottom MD yarn, with the stitching yarns of a pair stitching below bottom MD yarns that are separated by five bottom MD yarns. For example, as shown in **Figure 3A**, stitching yarn **141a** passes below bottom MD yarn **165**, and stitching yarn **141b** passes under bottom MD yarn **170**. Adjacent pairs of stitching yarns **141a**, **141b-160a**, **160b** are offset from each other by two bottom MD yarns.

[0038] A fabric having a weave pattern such as that shown in **Figures 1-3E**, in particular one with an alternating pattern of two top CMD yarns, then one top CMD yarn, between pairs of CMD stitching yarns, can provide additional fiber support for improved retention of fibers and sheet quality in papermaking compared to some prior fabrics, and can do so without increasing manufacturing costs. In essence, there are five effective top CMD yarns (either actual top CMD yarns or "composite" CMD yarns formed by the fiber support portions of a pair of stitching yarns) for every two bottom CMD yarns, which can provide the aforementioned fiber support.

[0039] A repeat unit of another embodiment of a fabric that utilizes the 5:2 effective top CMD yarn/bottom CMD yarn ratio is shown in **Figures 4** and **5** and is designated broadly at **200**. The fabric **200** includes eight top yarns **201-208**, eighteen top CMD yarns **211-228**, twelve bottom MD yarns **251-262**, twelve bottom CMD yarns **271-282**, and twelve pairs of stitching yarns **231a**, **231b-242a**, **242b**. The interweaving of these yarns is described below.

[0040] Turning first to **Figure 4**, the top surface of the fabric **200** is shown therein. The top CMD yarns **211-228** are arranged in the same alternating pattern described above for the fabric **100**, in which two top CMD yarns are positioned between pairs of stitching yarns, then a single top CMD yarn is positioned between pairs of stitching yarns. As exemplified in **Figure 4**, top CMD yarns **212** and **213** are positioned between stitching yarn pairs **231a**, **231b** and **232a**, **232b**, then top CMD yarn **214** is positioned between stitching yarn pairs **232a**, **232b** and **233a**, **233b**. This pattern of "stitching yarn pair/two top CMD yarns/stitching yarn pair/one top CMD yarn" continues throughout the repeat unit.

[0041] As is the case for the fabric **100**, each of the top CMD yarns **211-228** interweaves with the top MD yarns in an "over 1/under 1" sequence. When two top CMD yarns are positioned between a pair of stitching yarns, they pass over alternating top MD yarns; when instead a single top CMD is positioned between two stitching yarn pairs, it passes over the same top MD yarns as the adjacent top CMD yarns on either side. This pattern is shown in **Figure 4**, wherein top CMD yarn **211** is shown passing over top MD yarns **202, 204, 206** and **208**, and top CMD yarn **212** is also shown passing over top MD yarns **202, 204, 206** and **208**, but top CMD yarn **213** passes over top MD yarns **201, 203, 205** and **207**.

[0042] As in the fabric **100**, in its fiber support portion each stitching yarn **231a, 231b-242a, 242b** passes over top MD yarns that the adjacent top CMD yarns pass beneath and under the top MD yarns that the adjacent top CMD yarns pass over. For example, and as shown in **Figure 4**, the fiber support portion of stitching yarn **231a** passes over top MD yarns **205** and **207** while passing under top MD yarn **206**, and stitching yarn **231b** passes over top MD yarns **201** and **203** while passing below top MD yarn **202**. Both stitching yarns **231a, 231b** pass below the transitional top MD yarns **204, 208**. As discussed above, adjacent top CMD yarn **211** passes over top MD yarns **202, 204, 206** and **208**. The remaining stitching yarn pairs weave in a similar manner, although they may be offset from adjacent stitching yarn pairs by one or more top MD yarns. In this manner, the stitching yarns **231a, 231b-242a, 242b** and the top CMD yarns **211-228** form a plain weave pattern with the top MD yarns **201-208** (*see Figure 4*).

[0043] Turning now to **Figure 5**, the bottom MD yarns **251-262** are interwoven with the bottom CMD yarns **271-282** such that each bottom MD yarn forms either one, two or three knuckles below bottom CMD yarns. For example, bottom MD yarn **251** follows an "over 3/under 1/over 7/under 1" sequence in forming two bottom MD knuckles. Bottom MD yarns **253, 257** and **259** follow similar sequences, with bottom MD yarns **253, 259** being offset by one bottom CMD yarn. Bottom MD yarns **252, 255, 258** and **261** each follow an "over 3/under 1/ over 3/under 1/ over 3/under 1" pattern to form three bottom MD knuckles under the bottom CMD yarns. Bottom MD yarns **254, 256, 260** and **262** each follow an "over 11/under 1" pattern with the bottom CMD yarns to form one bottom MD knuckle under the bottom CMD yarns.

[0044] Referring again to **Figure 5**, each of the stitching yarns **231a, 231b-242a, 242b** stitches once underneath the bottom MD yarns. Depending on the stitching location, a

stitching yarn may stitch under one bottom MD yarn (for example, stitching yarn **232a** stitches underneath bottom MD yarn **251**) or under two adjacent bottom MD yarns (for example, stitching yarn **231a** stitches underneath bottom MD yarns **253, 254**). In the illustrated embodiment, the stitching yarns of a pair either both stitch under either one bottom MD yarn or both stitch under two bottom MD yarns.

[0045] A repeat unit of another fabric according to embodiments of the present invention is illustrated in **Figures 6 and 7** and broadly designated at **300**. The fabric **300** includes sixteen top yarns **301-316**, twelve top CMD yarns **321-332**, eight bottom MD yarns **351-358**, eight bottom CMD yarns **361-368**, and eight pairs of stitching yarns **341a, 341b-348a, 348b**. The interweaving of these yarns is described below.

[0046] Turning first to **Figure 6**, the top surface of the fabric **300** is shown therein. The top CMD yarns **321-332** are arranged in the same alternating pattern described above for the fabrics **100** and **200**, in which two top CMD yarns are positioned between pairs of stitching yarns, then a single top CMD yarn is positioned between pairs of stitching yarns. As exemplified in **Figure 6**, top CMD yarns **322** and **323** are positioned between stitching yarn pairs **341a, 341b** and **342a, 342b**, then top CMD yarn **324** is positioned between stitching yarn pairs **342a, 342b** and **343a, 343b**. This pattern of "stitching yarn pair/two top CMD yarns/stitching yarn pair/one top CMD yarn" continues throughout the repeat unit.

[0047] As is the case for the fabrics **100** and **200**, each of the top CMD yarns **321-332** interweaves with the top MD yarns in an "over 1/under 1" sequence. When two top CMD yarns are positioned between a pair of stitching yarns, they pass over alternating top MD yarns; when instead a single top CMD is positioned between two stitching yarn pairs, it passes over the same top MD yarns as the adjacent top CMD yarns on either side. This pattern is shown in **Figure 6**, wherein top CMD yarn **321** is shown passing over top MD yarns **302, 304, 306, 308, 310, 312, 314** and **316**, and top CMD yarn **322** is also shown passing over top MD yarns **302, 304, 306, 308, 310, 312, 314** and **316**, but top CMD yarn **323** passes over top MD yarns **301, 303, 305, 307, 309, 311, 313** and **315**.

[0048] As in the fabric **100**, in its fiber support portion each stitching yarn **341a, 341b-348a, 348b** passes over top MD yarns that the adjacent top CMD yarns pass beneath and under the top MD yarns that the adjacent top CMD yarns pass over. For example, and as shown in **Figure 6**, the fiber support portion of stitching yarn **341a** passes over top MD yarns **303, 305, 307** and **309** while passing under top MD yarns **304, 306** and **308**, and stitching

yarn **341b** passes over top MD yarns **311, 313, 315** and **301** while passing below top MD yarns **312, 314** and **316**. Both stitching yarns **341a, 341b** pass below the transitional top MD yarns **302, 310**. As discussed above, adjacent top CMD yarns **321** and **322** pass over top MD yarns **302, 304, 306, 308, 310, 312, 314** and **316**. The remaining stitching yarn pairs weave in a similar manner, although they may be offset from adjacent stitching yarn pairs by one or more top MD yarns. In this manner, the stitching yarns **341a, 341b-348a, 348b** and the top CMD yarns **321-332** form a plain weave pattern with the top MD yarns **301-316** (*see Figure 6*).

[0049] Turning now to **Figure 7**, the bottom MD yarns **351-358** are interwoven with the bottom CMD yarns **361-368** in an "under 1/over 3" sequence. For example, the bottom MD yarn **351** passes under bottom CMD yarn **361**, over bottom CMD yarns **362-364**, under bottom CMD yarn **365**, and over bottom CMD yarns **366-368**. The remaining bottom MD yarns follow the same weaving pattern, but are offset from the adjacent bottom MD yarns such that the knuckles form a 4-harness satin pattern.

[0050] Each of the stitching yarns **341a, 341b-348a, 348b** stitches beneath one bottom MD yarn; the bottom MD yarns being stitched underneath are separated from each other by three bottom MD yarns. For example, stitching yarn **341a** stitches under bottom MD yarn **357**, whereas stitching yarn **341b** stitches under bottom MD yarn **353**. The stitching knuckles formed under bottom MD yarns are arranged in a 4-harness satin pattern.

[0051] A repeat unit of another fabric according to embodiments of the present invention is illustrated in **Figures 8** and **9** and broadly designated at **400**. The fabric **400** includes sixteen top yarns **401-416**, twelve top CMD yarns **421-432**, eight bottom MD yarns **451-458**, eight bottom CMD yarns **461-468**, and eight pairs of stitching yarns **441a, 441b-448a, 448b**. As can be seen in **Figure 8**, the interweaving of the top MD yarns **401-416**, the top CMD yarns **421-432**, and the stitching yarns is virtually identical to that of the fabric **300**. However, as can be seen in **Figure 9**, the bottom surface of the fabric **400** differs in that the bottom MD yarns **451-458** weave with the bottom CMD yarns **461-468** in an "over 1/under 3/over 1/under 3" sequence (*i.e.*, the bottom MD yarns form 3-yarn "floats" under the bottom CMD yarns). For example, the bottom MD yarn **451** passes over bottom CMD yarn **461**, under bottom CMD yarns **462-464**, over bottom CMD yarn **465**, and under bottom CMD yarns **466-468**. The bottom knuckles formed by the bottom CMD yarns **461-468** form a 4-harness satin pattern. The stitching yarns **441a, 441b-448a, 448b** stitch under a bottom MD yarn adjacent to a bottom

CMD yarn. For example, bottom CMD yarn **461** forms knuckles under bottom MD yarns **451** and **455**, as do adjacent stitching yarns **441a**, **441b**. This proximity of stitching yarn knuckles to bottom CMD yarn knuckles can help to protect the stitching yarns from wear.

[0052] Each of these fabrics can exhibit improved fiber support (as measured by Beran's Fiber Support Index) and permeability over similar fabrics. Also, manufacturing costs can be reduced over fabrics that have a higher density of stitching yarn pairs.

[0053] The form of the yarns utilized in fabrics of the present invention can vary, depending upon the desired properties of the final papermaker's fabric. For example, the yarns may be monofilament yarns, flattened monofilament yarns as described above, multifilament yarns, twisted multifilament or monofilament yarns, spun yarns, or any combination thereof. However, in some embodiments, monofilaments are preferred. Also, the materials comprising yarns employed in the fabric of the present invention may be those commonly used in papermaker's fabric. For example, the yarns may be formed of polyester, polyamide (nylon), polypropylene, aramid, or the like. In addition, these polymers may contain additives or may be blended with other polymers to impart special properties to the monofilaments, such as improved contamination, stretch, abrasion and/or chemical resistance, to enhance forming fabric performance. The skilled artisan should select a yarn material according to the particular application of the final fabric. In particular, round monofilament yarns formed of polyester or polyamide may be suitable, and, as noted, the use of monofilament yarns as bottom MD yarns may be particularly suitable.

[0054] Those skilled in this art will appreciate that yarns of different sizes may be employed in fabric embodiments of the present invention. As noted above, in embodiments that include both top and bottom MD yarns, the top MD yarns may be of a smaller diameter than the bottom MD yarns. For example, the top MD yarns, top CMD yarns, and stitching yarns may have a diameter of between about 0.10 and 0.20 mm, the bottom MD yarns may have a diameter of between about 0.12 and 0.34 mm, and the bottom CMD yarns may have a diameter of between about 0.20 and 0.30 mm. The mesh of fabrics according to embodiments of the present invention may also vary. For example, the mesh of the top surface may vary between about 20 x 20 to 40 x 50 (epcm to ppcm), and the total mesh may vary between about 40 x 35 to 90 x 90.

[0055] In addition, the numbers of different types of yarns relative to other types of yarns may vary. For example, in some of the embodiments shown, the ratio of top MD yarns to

bottom MD yarns is 1:1; in others, the ratio of top MD yarns to bottom MD yarns is 2:1 or 2:3, but other ratios may also be employed. In some embodiments, the number of "effective" top CMD yarns (*i.e.*, the number of top CMD yarns plus the number of CMD stitching yarn pairs) is 5:2; however, other ratios, such as 1:1 and 2:1, may also be employed.

[0056] Finally, although each of the embodiments include a plain weave top surface, other embodiments may include a top surface having a different weave pattern, including twill, satin, or the like. In addition, the long MD float bottom surfaces of the fabrics may take other weave patterns, including satin, twill or the like.

[0057] Pursuant to another aspect of the present invention, methods of making paper are provided. Pursuant to these methods, one of the exemplary papermaker's forming fabrics described herein is provided, and paper is then made by applying paper stock to the forming fabric and by then removing moisture from the paper stock. As the details of how the paper stock is applied to the forming fabric and how moisture is removed from the paper stock is well understood by those of skill in the art, additional details regarding this aspect of the present invention need not be provided herein.

[0058] The foregoing embodiments are illustrative of the present invention, and are not to be construed as limiting thereof. Although exemplary embodiments of this invention have been described, those skilled in the art will readily appreciate that many modifications are possible in the exemplary embodiments without materially departing from the novel teachings and advantages of this invention. Accordingly, all such modifications are intended to be included within the scope of this invention as defined in the claims. The invention is defined by the following claims, with equivalents of the claims to be included therein.

[0059] The reference to any prior art in this specification is not, and should not be taken as an acknowledgement or any form of suggestion that the referenced prior art forms part of the common general knowledge in Australia.

That Which is Claimed is:

1. A papermaker's fabric comprising a series of repeat units, each of the repeat units comprising:
 - a set of top machine direction (MD) yarns;
 - a set of top cross-machine direction (CMD) yarns interwoven with the top MD yarns to form a top fabric layer;
 - a set of bottom MD yarns;
 - a set of bottom CMD yarns interwoven with the bottom MD yarns to form a bottom fabric layer; and
 - a set of CMD stitching yarns interwoven with the top and bottom MD yarns to bind the top and bottom fabric layers together;
 - wherein the stitching yarns are arranged in pairs; and
 - wherein the top CMD yarns are arranged in an alternating pattern in which first (a) a single top CMD yarn is positioned between adjacent pairs of stitching yarns, then (b) two top CMD yarns are positioned between adjacent pairs of stitching yarns.
2. The papermaker's fabric defined in Claim 1, wherein the top MD yarns, the top CMD yarns, and portions of the stitching yarns interweave to form a plain weave papermaking surface on the top fabric layer.
3. The papermaker's fabric defined in Claim 1, wherein one of the pair of stitching yarns forms a first number of knuckles over the top MD yarns, and the other of the pair of stitching yarns forms a second number of knuckles over the top MD yarns, and the second number is the same as the first number.
4. The papermaker's fabric defined in Claim 1, wherein one of the pair of stitching yarns forms a first number of knuckles over the top MD yarns, and the other of the pair of stitching yarns forms a second number of knuckles over the top MD yarns, and the second number is greater than the first number.
5. The papermaker's fabric defined in Claim 1, wherein the bottom CMD yarns form floats under the bottom MD yarns.

6. The papermaker's fabric defined in Claim 1, wherein the bottom CMD yarns form knuckles under the bottom MD yarns.

7. A papermaker's fabric comprising a series of repeat units, each of the repeat units comprising:

- a set of top machine direction (MD) yarns;
- a set of top cross-machine direction (CMD) yarns interwoven with the top MD yarns to form a top fabric layer;
- a set of bottom MD yarns;
- a set of bottom CMD yarns interwoven with the bottom MD yarns to form a bottom fabric layer; and
- a set of CMD stitching yarns interwoven with the top and bottom MD yarns to bind the top and bottom fabric layers together;
- wherein the stitching yarns are arranged in pairs; and
- wherein the top CMD yarns are arranged in an alternating pattern in which first (a) a single top CMD yarn is positioned between adjacent pairs of stitching yarns, then (b) two top CMD yarns are positioned between adjacent pairs of stitching yarns;
- wherein the top MD yarns, the top CMD yarns, and portions of the stitching yarns interweave to form a plain weave papermaking surface on the top fabric layer; and
- wherein the bottom CMD yarns form floats under the bottom MD yarns.

8. The papermaker's fabric defined in Claim 7, wherein one of the pair of stitching yarns forms a first number of knuckles over the top MD yarns, and the other of the pair of stitching yarns forms a second number of knuckles over the top MD yarns, and the second number is the same as the first number.

9. The papermaker's fabric defined in Claim 7, wherein one of the pair of stitching yarns forms a first number of knuckles over the top MD yarns, and the other of the pair of stitching yarns forms a second number of knuckles over the top MD yarns, and the second number is greater than the first number.

10. The papermaker's fabric defined in Claim 7, wherein the stitching yarns form knuckles under the bottom MD yarns between portions of adjacent floats formed by adjacent bottom CMD yarns.

11. A papermaker's fabric comprising a series of repeat units, each of the repeat units comprising:

- a set of top machine direction (MD) yarns;
- a set of top cross-machine direction (CMD) yarns interwoven with the top MD yarns to form a top fabric layer;

- a set of bottom MD yarns;
- a set of bottom CMD yarns interwoven with the bottom MD yarns to form a bottom fabric layer; and

- a set of CMD stitching yarns interwoven with the top and bottom MD yarns to bind the top and bottom fabric layers together;

- wherein the stitching yarns are arranged in pairs; and

- wherein the top CMD yarns are arranged in an alternating pattern in which first (a) a single top CMD yarn is positioned between adjacent pairs of stitching yarns, then (b) two top CMD yarns are positioned between adjacent pairs of stitching yarns;

- wherein the top MD yarns, the top CMD yarns, and portions of the stitching yarns interweave to form a plain weave papermaking surface on the top fabric layer; and

- wherein the bottom CMD yarns form knuckles under the bottom MD yarns.

12. The papermaker's fabric defined in Claim 11, wherein one of the pair of stitching yarns forms a first number of knuckles over the top MD yarns, and the other of the pair of stitching yarns forms a second number of knuckles over the top MD yarns, and the second number is the same as the first number.

13. The papermaker's fabric defined in Claim 11, wherein the stitching yarns form knuckles immediately adjacent to knuckles formed by bottom CMD yarns.

14. A papermaker's fabric comprising a series of repeat units, each of the repeat units comprising:

a set of top machine direction (MD) yarns;
a set of top cross-machine direction (CMD) yarns interwoven with the top MD yarns to form a top fabric layer;
a set of bottom MD yarns;
a set of bottom CMD yarns interwoven with the bottom MD yarns to form a bottom fabric layer; and
a set of CMD stitching yarns interwoven with the top and bottom MD yarns to bind the top and bottom fabric layers together;
wherein the stitching yarns are arranged in pairs; and
wherein the top CMD yarns are arranged in an alternating pattern in which first (a) a single top CMD yarn is positioned between adjacent pairs of stitching yarns, then (b) two top CMD yarns are positioned between adjacent pairs of stitching yarns;
wherein the ratio of top CMD yarns and stitching yarn pairs to bottom CMD yarns is 5:2.

15. The papermaker's fabric defined in Claim 14, wherein one of the pair of stitching yarns forms a first number of knuckles over the top MD yarns, and the other of the pair of stitching yarns forms a second number of knuckles over the top MD yarns, and the second number is the same as the first number.

16. The papermaker's fabric defined in Claim 14, wherein one of the pair of stitching yarns forms a first number of knuckles over the top MD yarns, and the other of the pair of stitching yarns forms a second number of knuckles over the top MD yarns, and the second number is greater than the first number.

17. The papermaker's fabric defined in Claim 14, wherein the bottom CMD yarns form floats under the bottom MD yarns.

18. The papermaker's fabric defined in Claim 14, wherein the bottom CMD yarns form knuckles under the bottom MD yarns.

19. A papermaker's fabric comprising a series of repeat units, each of the repeat units comprising:

a set of top machine direction (MD) yarns;

a set of top cross-machine direction (CMD) yarns interwoven with the top MD yarns to form a top fabric layer;

a set of bottom MD yarns;

a set of bottom CMD yarns interwoven with the bottom MD yarns to form a bottom fabric layer; and

a set of CMD stitching yarns interwoven with the top and bottom MD yarns to bind the top and bottom fabric layers together;

wherein the stitching yarns are arranged in pairs; and

wherein the ratio of top CMD yarns and stitching yarn pairs to bottom CMD yarns is 5:2.

20. A papermaker's fabric substantially as hereinbefore described with reference to the accompanying drawings.

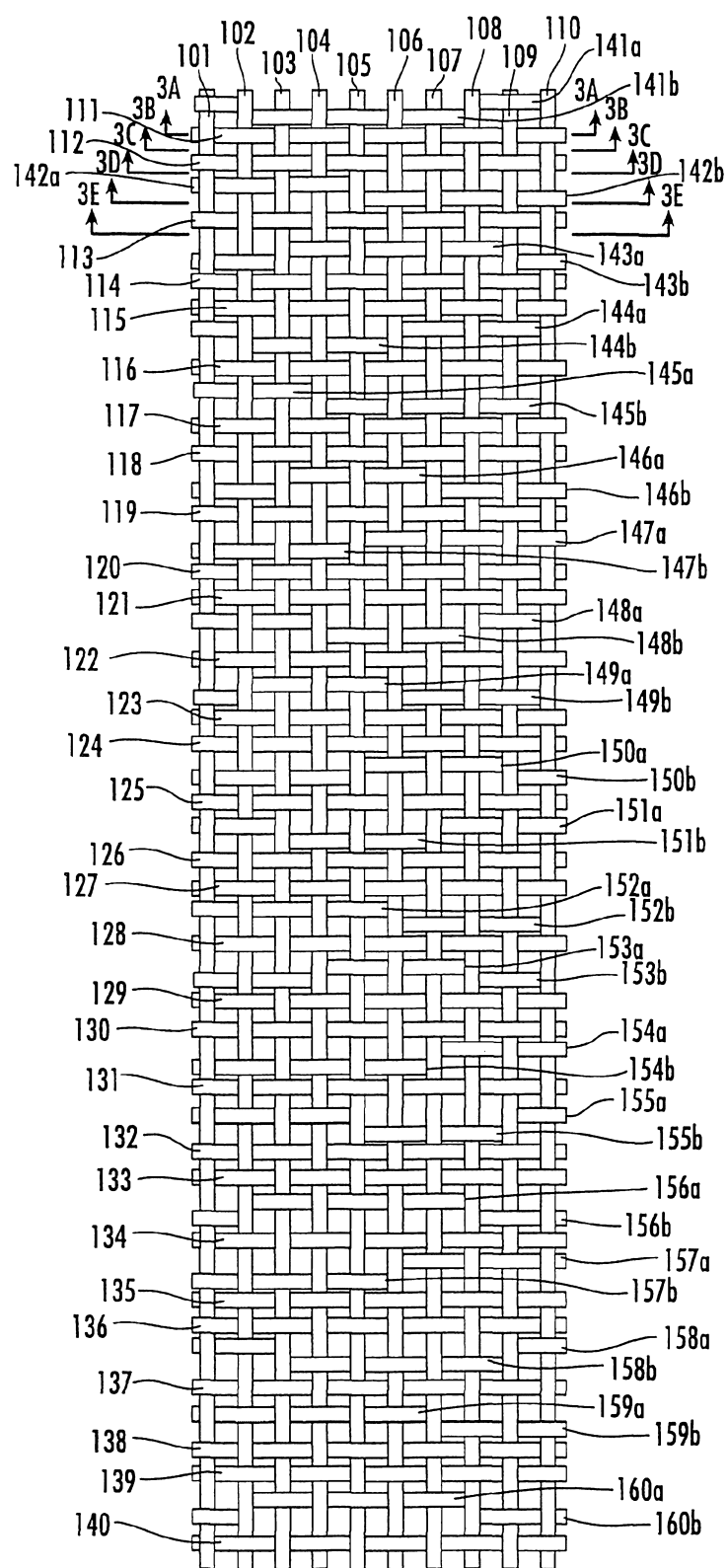


FIG. 1

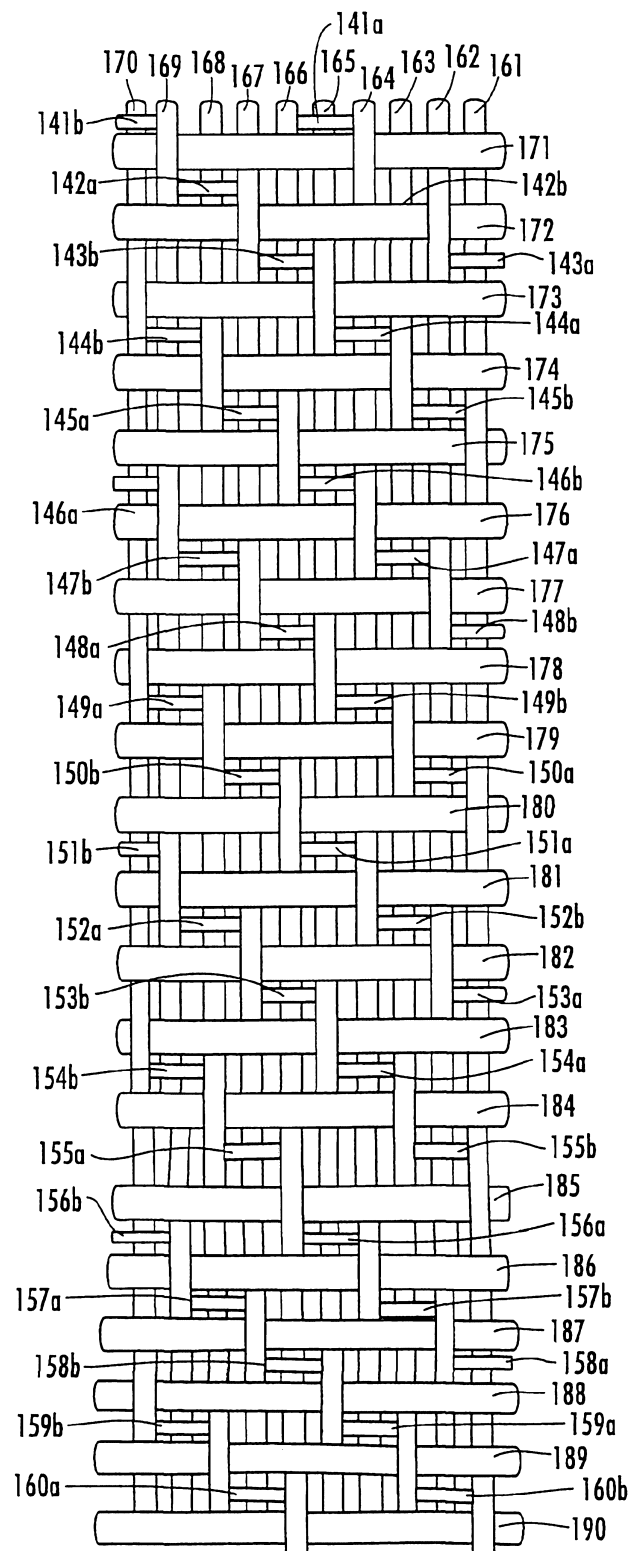


FIG. 2

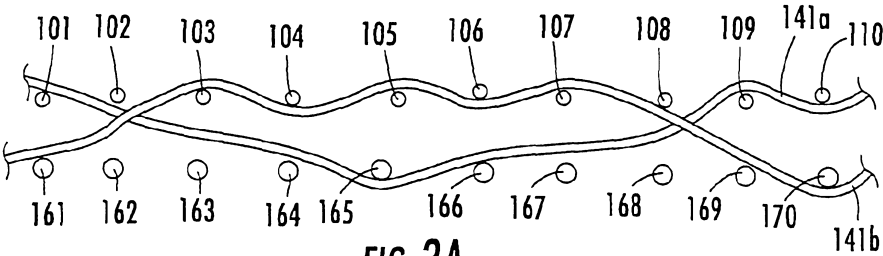


FIG. 3A

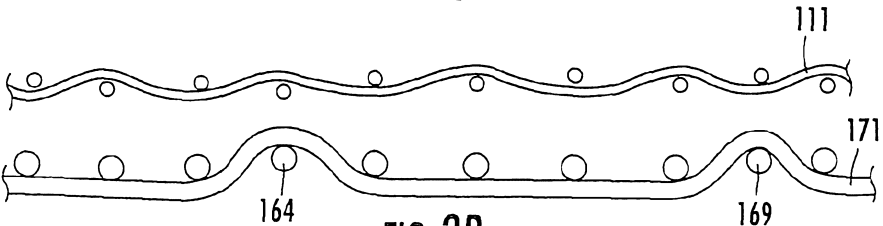


FIG. 3B

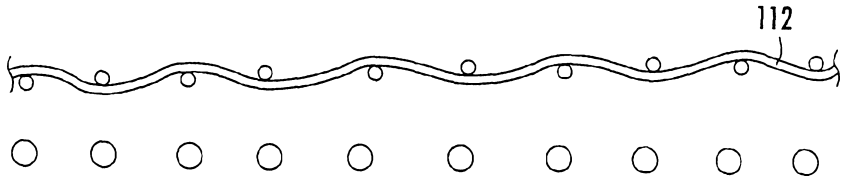


FIG. 3C

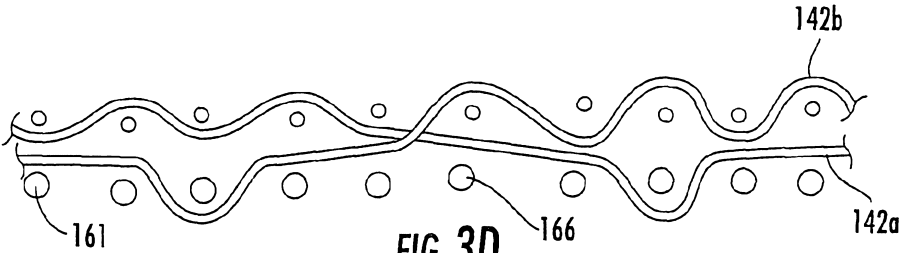


FIG. 3D

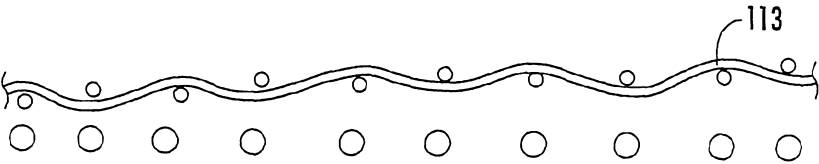
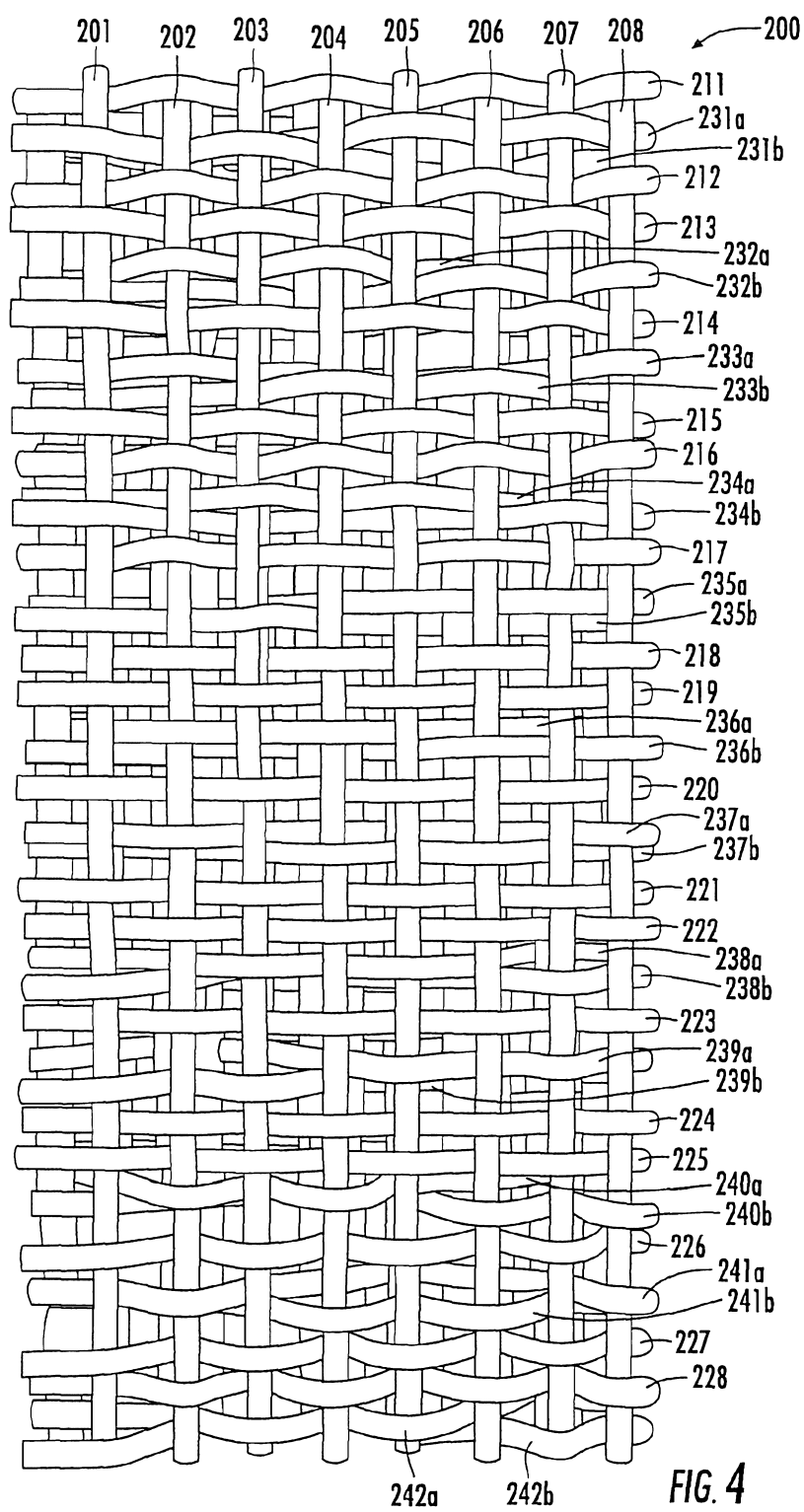
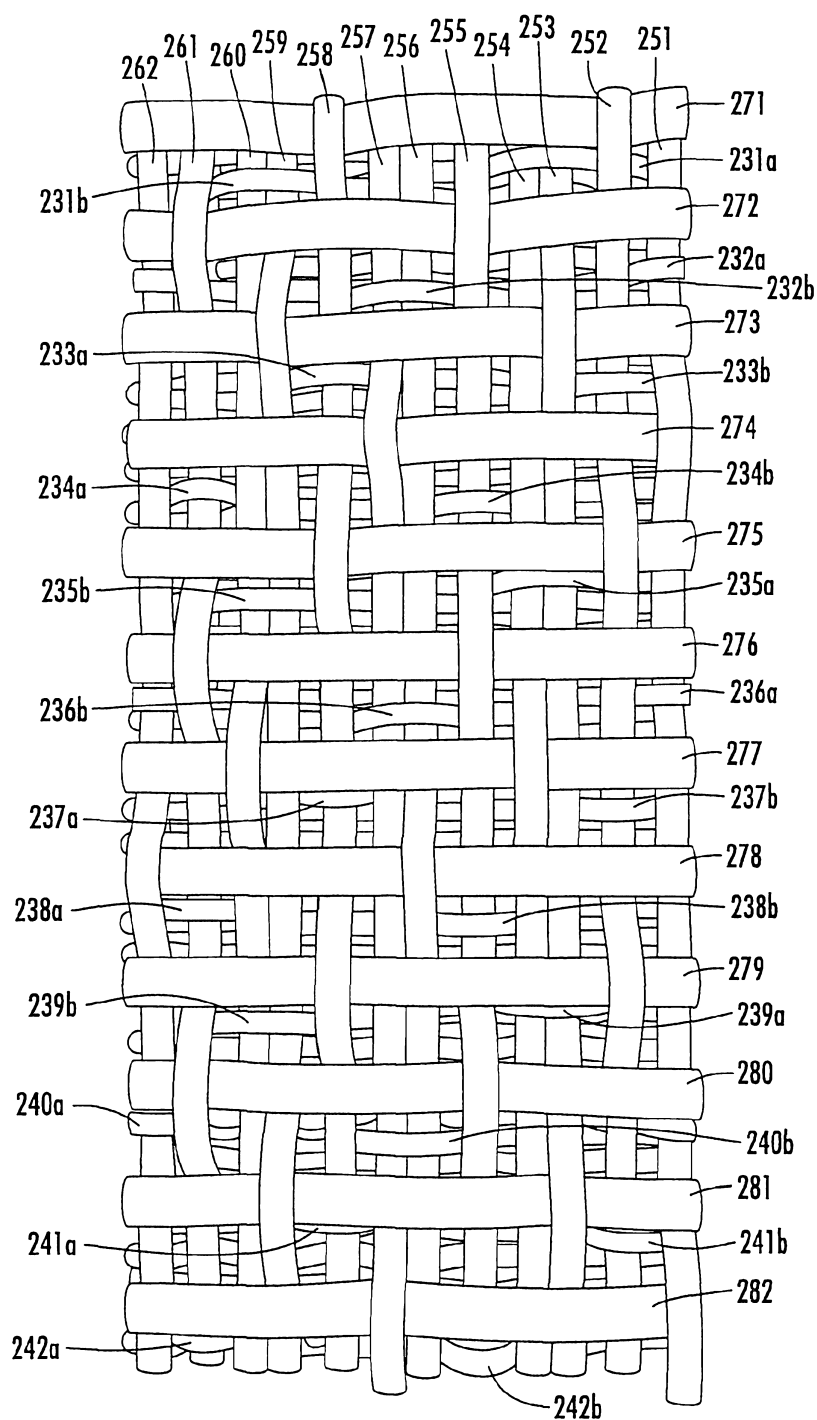


FIG. 3E








FIG. 6

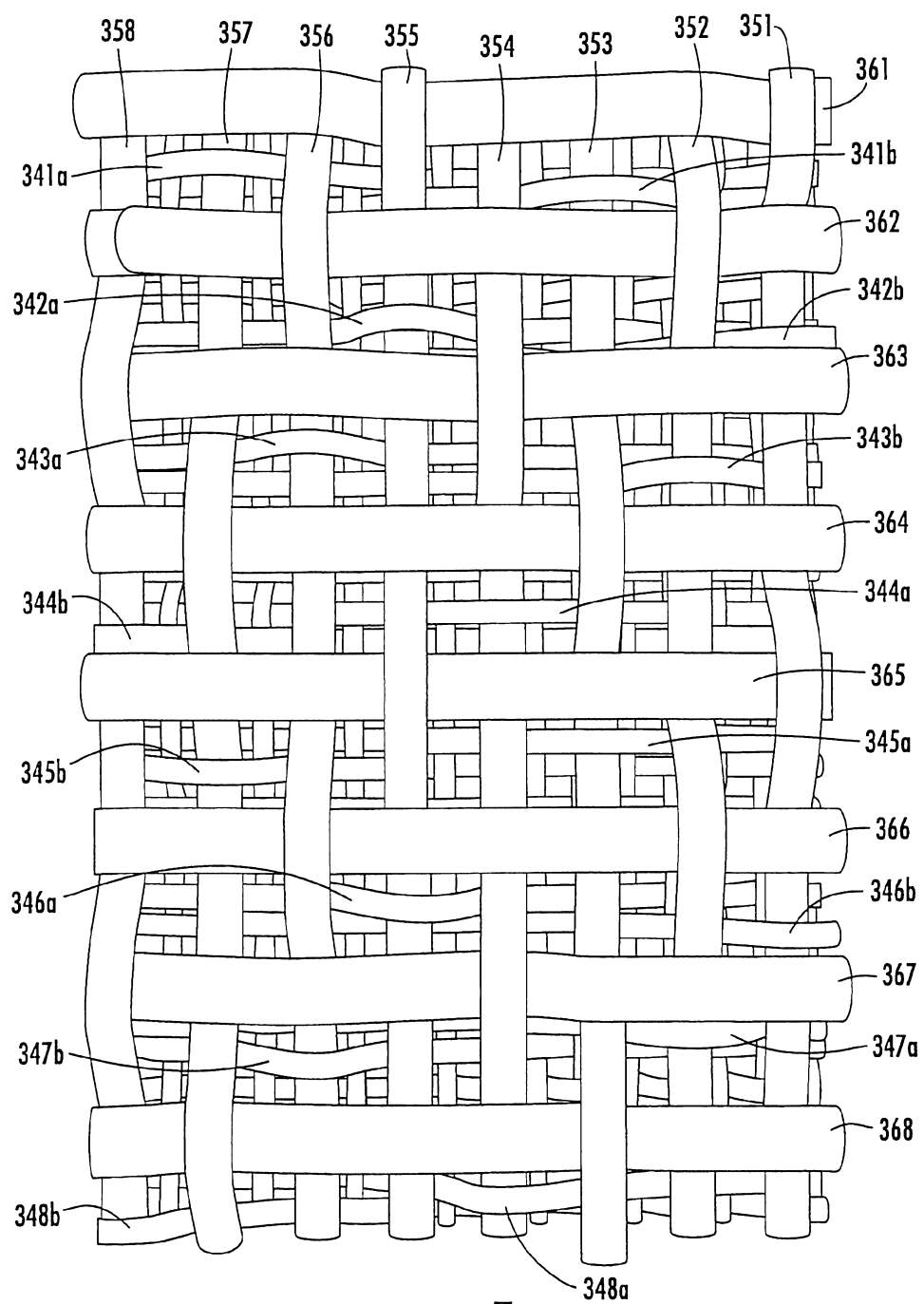


FIG. 7

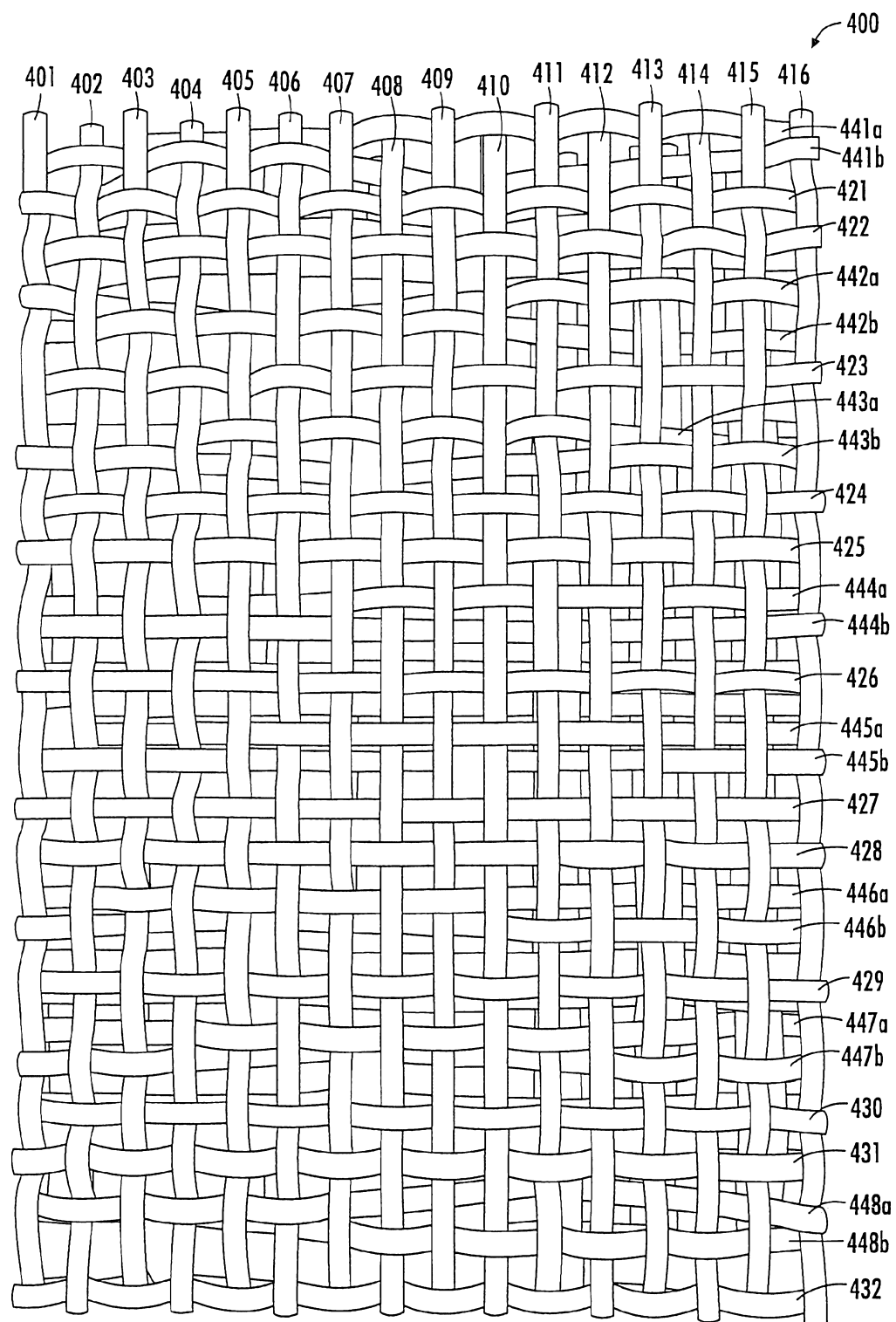
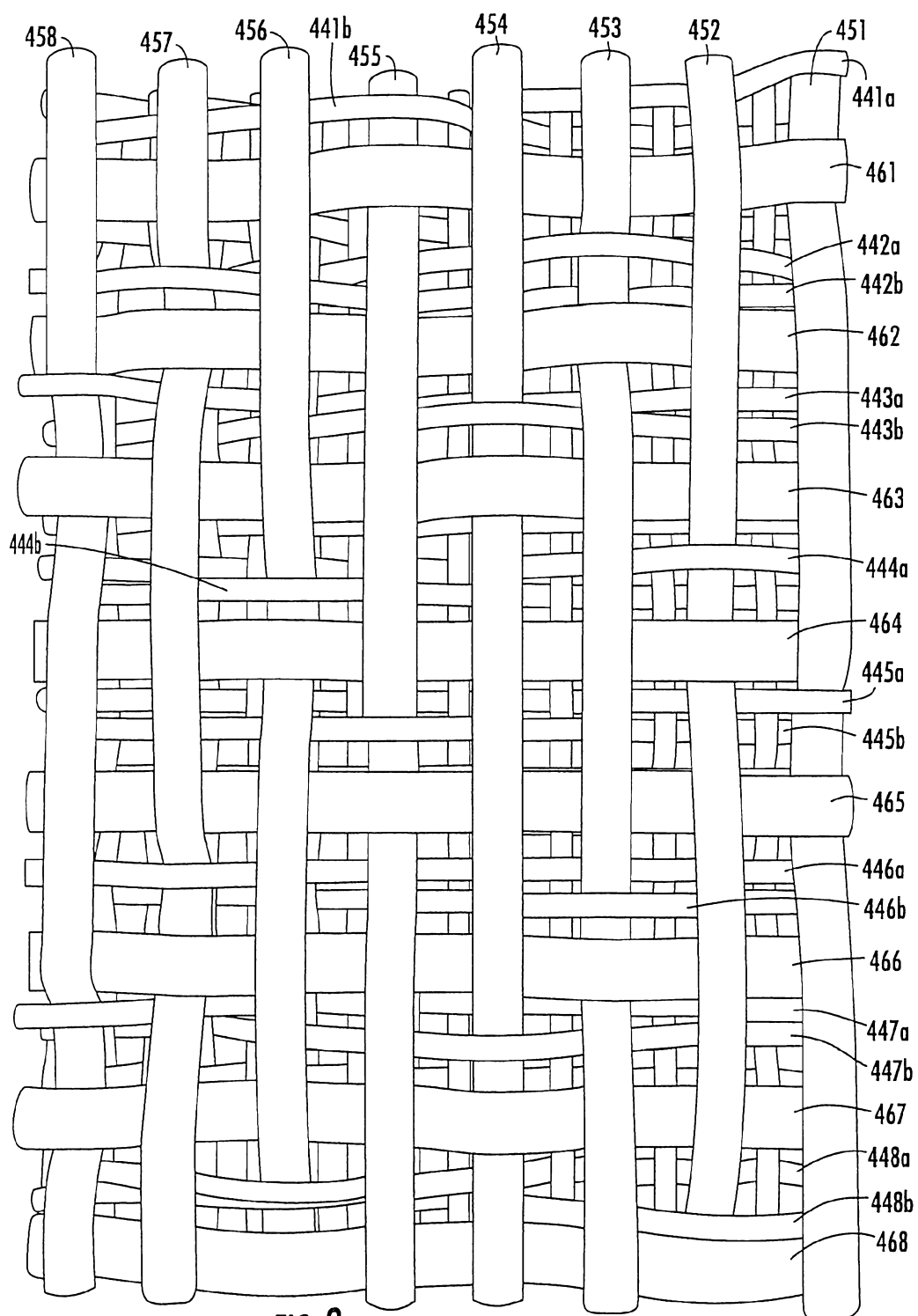


FIG. 8

**FIG. 9**